
CARRIER-TO-CARRIER AGREEMENT CHECKLIST

INSTRUCTIONS: Please complete all applicable parts of this form and submit it with related materials when filing a carrier-to-carrier agreement pursuant to 47 U.S.C. 252 and OAR 860-016-0000 et al. The Commission will utilize the information contained in this form to determine how to process the filing. **Unless you request otherwise in writing, the Commission will serve all documents related to the review of this agreement electronically to the e-mail addresses listed below.**

1. PARTIES *Requesting Carrier* *Affected Carrier*

Name of Party:

Contact for Processing Questions:

Name:

Telephone:

E-mail:

Contact for Legal Questions (if different):

Name:

Telephone:

E-mail:

Other Persons wanting E-mail service of documents (if any):

Name:

E-mail:

2. TYPE OF FILING (Check all that apply. For example, parties seeking to adopt a previously approved agreement with new negotiated amendments should check both "Adoption" and "Amendment" categories.)

Adoption: Adopts interconnection agreement previously approved by the Commission.

Parties to prior agreement _____ & _____

Approved in Docket ARB _____, Order No(s). _____

- Does filing adopt amendments to base agreement previously approved by the Commission?

NO

YES, approved in Docket ARB _____, Order No(s). _____

New Agreement: Seeks approval of new negotiated agreement.

- Does this filing replace an agreement between the same parties that was previously approved by the Commission?

NO

YES, approved in Docket ARB _____, Order No(s). _____

Amendment: Amends an existing carrier-to-carrier agreement.

- If the original agreement was negotiated, has it been approved by Commission?

NO, decision pending in Docket ARB _____

YES, approved in Docket ARB _____, Order No(s). _____

- If original agreement was an adoption, what was its docket number? Docket ARB _____

Other: Please explain.

**Performance Assurance Plan Amendment
to the Interconnection Agreement between
Qwest Corporation and
McLeodUSA Telecommunications Services, Inc.
for the State of Oregon**

This Amendment ("Amendment") is to the Interconnection Agreement between Qwest Corporation ("Qwest"), a Colorado corporation, and McLeodUSA Telecommunications Services, Inc. ("CLEC"), a Iowa corporation. CLEC and Qwest shall be known jointly as the "Parties".

RECITALS

WHEREAS, the Parties entered into an Interconnection Agreement, for service in the State of Oregon, that was approved by the Oregon Public Utility Commission on December 19, 2000, as referenced in Docket No. ARB-302 ("Agreement"); and

WHEREAS, the Parties wish to amend the Agreement further under the terms and conditions contained herein.

AGREEMENT

NOW THEREFORE, in consideration of the mutual terms, covenants and conditions contained in this Amendment and other good and valuable consideration, the receipt and sufficiency of which is hereby acknowledged, the Parties agree as follows:

AMENDMENT TERMS

Service Performance

The Performance Assurance Plan ("PAP") as approved by the Commission and the Performance Indicator Definitions ("PIDs") included as Exhibit B to the Commission approved Statement of Generally Acceptable Terms and Conditions ("SGAT") are hereby incorporated into this Agreement as Attachments 1 and 2, respectively. Modifications to PIDs that apply to the PAP shall be made in accordance with section 16.0 of the PAP. Changes made pursuant to section 16.0 shall apply to and modify this Agreement, subject to and in accordance with terms therein and any applicable subsequent judicial review.

Consistent with section 13.0 of the PAP, CLEC elects the PAP as a part of its Interconnection Agreement with Qwest. Therefore, all references in the Agreement to performance standards and measurements and accompanying payment mechanisms (including, but not limited to, Direct Measures of Quality (DMOQ) and Supplier Performance Quality Management System) are superceded by this Amendment.

Force Majeure and Dispute Resolution

Pursuant to section 18.0 of the PAP, section 5.18 of the SGAT attached hereto as Attachment 3 this Amendment, is hereby incorporated into the Amendment for the sole purpose of implementing the PAP.

Implementation Date

If the FCC has granted Section 271 authorization for the State, the PAP will be implemented on the date the Amendment is executed by both parties. If the FCC had not granted Section 271 authorization for the State as of the date the Amendment was executed by both parties, the PAP will be implemented on the date the FCC grants Section 271 approval for the State. In the initial month of implementation, payments to CLEC under the PAP will be pro-rated to reflect the applicable percentage of the monthly payment.

CLEC Information

CLEC agrees that for amounts owed under the PAP that are not credited to CLEC's bill as allowed by the PAP, payments shall be made by the use of electronic fund transfers, or check, if the option of electronic fund transfer is not available. CLEC agrees that monthly performance reports shall be delivered via a password-protected website. In order to implement these provisions, CLEC shall provide specific information in response to the Performance Assurance Plan Amendment Questionnaire. To accommodate this need, CLEC shall generate an updated Performance Assurance Plan Amendment Questionnaire within 30 days.

Further Amendments


Except as modified herein, the provisions of the Agreement shall remain in full force and effect. The provisions of this Amendment, including the provisions of this sentence, may not be amended, modified or supplemented, and waivers or consents to departures from the provisions of this Amendment may not be given without the written consent thereto by both Parties' authorized representative. No waiver by any Party of any default, misrepresentation, or breach of warranty or covenant hereunder, whether intentional or not, will be deemed to extend to any prior or subsequent default, misrepresentation, or breach of warranty or covenant hereunder or affect in any way any rights arising by virtue of any prior or subsequent such occurrence.

Entire Agreement

This Amendment (including the documents referred to herein) constitutes the full and entire understanding and agreement between the Parties with regard to the subjects of this Amendment and supersedes any prior understandings, agreements, or representations by or between the Parties, written or oral, to the extent they relate in any way to the subjects of this Amendment.

The Parties intending to be legally bound have executed this Amendment as of the dates set forth below, in multiple counterparts, each of which is deemed an original, but all of which shall constitute one and the same instrument.

McLeodUSA Telecommunications Services, Inc.



Signature

David R. Conn

Name Printed/Typed


Vice President

Title

5/21/03

Date

Qwest Corporation



Signature

L.T. Christensen

Name Printed/Typed

Director – Business Policy

Title

5/29/03


Date



Service Performance Indicator Definitions (PID)

14-State 271 PID Version 5.0

QWEST'S SERVICE PERFORMANCE INDICATOR DEFINITIONS (PID)



Introduction

Qwest will report performance results for the service performance indicators defined herein. Qwest will report separate performance results associated with the services it provides to Competitive Local Exchange Carriers (CLECs) in aggregate (except as noted herein), to CLECs individually and, as applicable, to Qwest's retail customers in aggregate. Within these categories, performance results related to service provisioning and repair will be reported for the products listed in each definition. Reports for CLECs individually will be subject to agreements of confidentiality and/or nondisclosure.

The definitions in this version of the PID are the same as in the ROC 271 Working PID Version 5.0 (which is the reason for using the same version number). State specific standards for Arizona and Colorado, where unique, have been shown separately under affected PIDs to facilitate the creation of this unified PID document for the 14 states of Qwest's local service region. (As used herein, "ROC¹ States" refers to these 14 states, except where individual states are specified separately, in which case, "ROC States," refers to all other states in the 14-state region.)

¹ The Regional Oversight Committee or "ROC" is an organization of state regulatory commissions in Qwest's 14-state local services region.

Qwest's Service Performance Indicator Definitions

Table of Contents



ELECTRONIC GATEWAY AVAILABILITY	5
GA-1 – Gateway Availability – IMA-GUI	5
GA-2 – Gateway Availability – IMA-EDI	6
GA-3 – Gateway Availability – EB-TA	7
GA-4 – System Availability – EXACT	8
GA-6 – Gateway Availability – GUI - Repair	9
GA-7 – Timely Outage Resolution following Software Releases	10
PRE-ORDER/ORDER	11
PO-1 – Pre-Order/Order Response Times	11
PO-2 – Electronic Flow-through	14
PO-3 – LSR Rejection Notice Interval	16
PO-4 – LSRs Rejected	17
PO-5 – Firm Order Confirmations (FOCs) On Time	18
PO-6 – Work Completion Notification Timeliness	21
PO-7 – Billing Completion Notification Timeliness	23
PO-8 – Jeopardy Notice Interval	25
PO-9 – Timely Jeopardy Notices	26
PO-10 – LSR Accountability	27
PO-15 – Number of Due Date Changes per Order	28
PO-16 – Timely Release Notifications	29
PO-19 – Stand-Alone Test Environment (SATE) Accuracy	31
ORDERING AND PROVISIONING	33
OP-2 – Calls Answered within Twenty Seconds – Interconnect Provisioning Center	33
OP-3 – Installation Commitments Met	34
OP-4 – Installation Interval	38
OP-5 – New Service Installation Quality	42
OP-6 – Delayed Days	45
OP-7 – Coordinated “Hot Cut” Interval – Unbundled Loop	48
OP-8 – Number Portability Timeliness	49
OP-13 – Coordinated Cuts On Time – Unbundled Loop	51
OP-15 – Interval for Pending Orders Delayed Past Due Date	53
OP-17 – Timeliness of Disconnects associated with LNP Orders	56
MAINTENANCE AND REPAIR	58

MR-2 – Calls Answered within 20 Seconds – Interconnect Repair Center	58
MR-3 – Out of Service Cleared within 24 Hours	59
MR-4 – All Troubles Cleared within 48 hours	62
MR-5 – All Troubles Cleared within 4 hours	65
MR-6 – Mean Time to Restore	67
MR-7 – Repair Repeat Report Rate	70
MR-8 – Trouble Rate	74
MR-9 – Repair Appointments Met	76
MR-10 – Customer and Non-Qwest Related Trouble Reports.....	78
MR-11 – LNP Trouble Reports Cleared within 24 Hours	80
MR-12 – LNP Trouble Reports – Mean Time to Restore Measurement dropped from PID	82
BILLING	83
BI-1 – Time to Provide Recorded Usage Records	83
BI-2 – Invoices Delivered within 10 Days.....	85
BI-3 – Billing Accuracy – Adjustments for Errors	86
BI-4 – Billing Completeness.....	87
DATABASE UPDATES.....	88
DB-1 – Time to Update Databases	88
DB-2 – Accurate Database Updates.....	90
DIRECTORY ASSISTANCE	91
DA-1 – Speed of Answer – Directory Assistance.....	91
OPERATOR SERVICES	92
OS-1 – Speed of Answer – Operator Services	92
NETWORK PERFORMANCE	93
NI-1 – Trunk Blocking	93
NP-1 – NXX Code Activation	96
COLLOCATION	99
CP-1 – Collocation Completion Interval.....	99
CP-2 – Collocations Completed within Scheduled Intervals	102
CP-3 – Collocation Feasibility Study Interval.....	106
CP-4 – Collocation Feasibility Study Commitments Met.....	107
DEFINITION OF TERMS.....	108
GLOSSARY OF ACRONYMS.....	112

Electronic Gateway Availability

GA-1 – Gateway Availability – IMA-GUI



Purpose: Evaluates the quality of CLEC access to the IMA-GUI electronic gateway and two associated systems, focusing on the extent they are actually available to CLECs.	
Description: GA-1A: Measures the availability of the IMA (Interconnect Mediated Access- graphical user interface), and reports the percentage of Scheduled Availability Time the IMA interface is available for view and/or input. <ul style="list-style-type: none"> Scheduled Up Time hours for preorder, order, and provisioning transactions are based on the currently published hours of availability found on the following website: http://www.qwest.com/wholesale/cmp/ossHours.html. GA-1B: Measures the availability of the "Fetch-N-Stuff" system, which facilitates access for the IMA-GUI interface and the IMA-EDI interface (see GA-2), and reports the percentage of scheduled time the Fetch-N-Stuff system is available. Scheduled times will be no less than the same hours as listed for IMA and EDI. GA-1C: Measures the availability of the Data Arbiter system, which facilitates access for the IMA-GUI interface and the IMA-EDI interface (see GA-2), and reports the percentage of scheduled time the Data Arbiter system is available. Scheduled times will be no less than the same hours as listed for IMA and EDI. <ul style="list-style-type: none"> Time Gateway is Available to CLECs is equal to Scheduled Availability Time minus Outage Time. Scheduled Availability Time is equal to Scheduled Up Time minus Scheduled Down Time. Scheduled Down Time is time identified and communicated that the interface is not available due to maintenance and/or upgrade work. Notification of Scheduled Down Time for routine maintenance and/or upgrade work will be provided no less than 48 hours in advance. An outage is a critical or serious loss of functionality, attributable to the specified gateway or component (i.e., IMA-GUI, Fetch-N-Stuff, or Data Arbiter), affecting Qwest's ability to serve its customers. An outage is determined by Qwest technicians through the use of verifiable data, collected from the affected customer(s) and/or from mechanized event management systems.	
Reporting Period: One month	Unit of Measure: Percent
Reporting Comparisons: CLEC aggregate results	Disaggregation Reporting: Region-wide level. Results will be reported as follows: GA-1A IMA Graphical User Interface Gateway GA-1B "Fetch-N-Stuff" system GA-1C Data Arbiter system
Formula: $([\text{Number of Hours and Minutes Gateway is Available to CLECs During Reporting Period}] \div [\text{Number of Hours and Minutes of Scheduled Availability Time During Reporting Period}]) \times 100$	
Exclusions: None	
Product Reporting: None	Standard: 99.25 percent
Availability: Available	Notes:

GA-2 – Gateway Availability – IMA-EDI

Purpose:

Evaluates the quality of CLEC access to the EDI electronic gateway, focusing on the extent the gateway is actually available to CLECs.



Description:

Measures the availability of EDI (Electronic Data Interchange) interface and reports the percentage of scheduled availability time the EDI Interface is available for view and/or input. All times during which the interface is scheduled to be operating during the reporting period are measured.

- Scheduled Up Time hours for EDI based on the currently published hours of availability found on the following website: <http://www.qwest.com/wholesale/cmp/ossHours.html>. Time Gateway is Available to CLECs is equal to Scheduled Availability Time minus Outage Time.
- Scheduled Availability Time is equal to Scheduled Up Time minus Scheduled Down Time.
- Scheduled Down Time is time identified and communicated that the interface is not available due to maintenance and/or upgrade work. Notification of Scheduled Down Time for routine maintenance and/or upgrade work will be provided no less than 48 hours in advance.
- An outage is a critical or serious loss of functionality, attributable to the specified gateway or component (i.e., IMA-EDI), affecting Qwest's ability to serve its customers. An outage is determined by Qwest technicians through the use of verifiable data, collected from the affected customer(s) and/or from mechanized event management systems.

Reporting Period: One month	Unit of Measure: Percent
Reporting Comparisons: CLEC aggregate results	Disaggregation Reporting: Region-wide level. (See GA-1 for reporting of "Fetch-n-Stuff" and Data Arbiter systems availability.)
Formula: $([\text{Number of Hours and Minutes Gateway is Available to CLECs During Reporting Period}] \div [\text{Number of Hours and Minutes of Scheduled Availability Time During Reporting Period}]) \times 100$	
Exclusions: None	
Product Reporting: None	Standard: 99.25 percent
Availability: Available	Notes:

GA-3 – Gateway Availability – EB-TA

Purpose: Evaluates the quality of CLEC access to the EB-TA interface, focusing on the extent the gateway is actually available to CLECs.	
Description: Measures the availability of EB-TA (Electronic Bonding – Trouble Administration) interface and reports the percentage of scheduled availability time the EB-TA Interface is available. <ul style="list-style-type: none"> • Scheduled Up Time hours are based on the currently published hours of availability found on the following website: http://www.qwest.com/wholesale/cmp/ossHours.html. • Time Gateway is Available to CLECs is equal to Scheduled Availability Time minus Outage Time. • Scheduled Availability Time is equal to Scheduled Up Time minus Scheduled Down Time. • Scheduled Down Time is time identified and communicated that the interface is not available due to maintenance and/or upgrade work. Notification of Scheduled Down Time for routine maintenance and/or upgrade work will be provided no less than 48 hours in advance. • An outage is a critical or serious loss of functionality, attributable to the specified gateway or component (i.e., EB-TA), affecting Qwest’s ability to serve its customers. An outage is determined by Qwest technicians through the use of verifiable data, collected from the affected customer(s) and/or from mechanized event management systems. 	
Reporting Period: One month	Unit of Measure: Percent
Reporting Comparisons: CLEC aggregate results	Disaggregation Reporting: Region-wide level.
Formula: $\left(\frac{\text{[Number of Hours and Minutes Gateway is Available to CLECs During Reporting Period]}}{\text{[Number of Hours and Minutes of Scheduled Availability During Reporting Period]}} \right) \times 100$	
Exclusions: None	
Product Reporting: None	Standard: 99.25 percent
Availability: <div style="text-align: center;">Available</div>	Notes:

GA-4 – System Availability – EXACT

Purpose: Evaluates the quality of CLEC batch access to the EXACT electronic access service request system, focusing on the extent the system is actually available to CLECs.	
Description: Measures the availability of EXACT system and reports the percentage of scheduled availability time the EXACT system is available. <ul style="list-style-type: none"> • Scheduled Up Time hours are based on the currently published hours of availability found on the following website: http://www.qwest.com/wholesale/cmp/ossHours.html. • Time System is Available to CLECs is equal to Scheduled Availability Time minus Outage Time. • Scheduled Availability Time is equal to Scheduled Up Time minus Scheduled Down Time. • Scheduled Down Time is time identified and communicated that the system is not available due to maintenance and/or upgrade work. Notification of Scheduled Down Time for routine maintenance and/or upgrade work will be provided no less than 48 hours in advance. • An outage is a critical or serious loss of functionality, attributable to the specified gateway or component (i.e., EXACT), affecting Qwest's ability to serve its customers. An outage is determined by Qwest technicians through the use of verifiable data, collected from the affected customer(s) and/or from mechanized event management systems. 	
Reporting Period: One month	Unit of Measure: Percent
Reporting Comparisons: CLEC aggregate results	Disaggregation Reporting: Region-wide level.
Formula: $([Number\ of\ Hours\ and\ Minutes\ EXACT\ is\ Available\ to\ CLECs\ During\ Reporting\ Period] \div [Number\ of\ Hours\ and\ Minutes\ of\ Scheduled\ Availability\ During\ Reporting\ Period]) \times 100$	
Exclusions: None	
Product Reporting: None	Standard: 99.25 percent
Availability: <div style="text-align: center;">Available</div>	Notes:

GA-6 – Gateway Availability – GUI - Repair

Purpose: Evaluates the quality of CLEC access to the GUI Repair electronic gateway, focusing on the extent the gateway is actually available to CLECs.	
Description: Measures the availability of the GUI (Graphical User Interface) repair electronic interface and reports the percentage of scheduled availability time the interface is available for view and/or input. All times during which the interface is scheduled to be operating during the reporting period are measured. <ul style="list-style-type: none"> • Scheduled Up Time” hours are based on the currently published hours of availability found on the following website: http://www.qwest.com/wholesale/cmp/ossHours.html. • Time Gateway is Available to CLECs is equal to Scheduled Availability Time minus Outage Time. • Scheduled Availability Time is equal to Scheduled Up Time minus Scheduled Down Time. • Scheduled Down Time is time identified and communicated that the interface is not available due to maintenance and/or upgrade work. Notification of Scheduled Down Time for routine maintenance and/or upgrade work will be provided no less than 48 hours in advance. • An outage is a critical or serious loss of functionality, attributable to the specified gateway or component (i.e., GUI-Repair), affecting Qwest’s ability to serve its customers. An outage is determined by Qwest technicians through the use of verifiable data, collected from the affected customer(s) and/or from mechanized event management systems. 	
Reporting Period: One month	Unit of Measure: Percent
Reporting Comparisons: CLEC aggregate results	Disaggregation Reporting: Region-wide level.
Formula: $\left[\frac{\text{Number of Hours and Minutes Gateway is Available to CLECs During Reporting Period}}{\text{Number of Hours and Minutes of Scheduled Availability Time During Reporting Period}} \right] \times 100$	
Exclusions: None	
Product Reporting: None	Standard: 99.25 percent
Availability: <div style="text-align: center;">Available</div>	Notes:

GA-7 – Timely Outage Resolution following Software Releases

Purpose: Measures the timeliness of resolution of gateway or system outages attributable to software releases for specified OSS interfaces, focusing on CLEC-affecting software releases involving the specified gateways or systems.	
Description: <ul style="list-style-type: none"> • Measures the percentage of gateway or system outages, which are attributable to OSS system software releases and which occur within two weeks after the implementation of the OSS system software releases, that are resolved ^{NOTE 1} within 48 hours of detection by the Qwest monitoring group or reporting by a CLEC/co-provider. • Includes software releases associated with the following OSS interfaces in Qwest: IMA-GUI, IMA-EDI, and CEMR ^{NOTE 2}, Exchange Access, Control, & Tracking (EXACT) ^{NOTE 3}, Electronic Bonding– Trouble Administration (EB -TA) ^{NOTE 4} • An outage for this measurement is a critical or serious loss of functionality, attributable to the specified gateway or component, affecting Qwest’s ability to serve its customers or data loss ^{NOTE 5} on the Qwest side of the interface. An outage is determined by Qwest technicians through the use of verifiable data, collected from the affected customer(s) and/or from mechanized event management systems. • The outage resolution time interval considered in this measurement starts at the time Qwest’s monitoring group detects a failure, or at the date/time of the first transaction sent to Qwest that cannot be processed (i.e. lost data), and ends with the time functionality is restored or the lost data is recovered. 	
Reporting Period: Monthly	Unit of Measure: Percent
Reporting Comparisons: CLEC Aggregate	Disaggregation Reporting: Region-wide level.
Formula: $\left[\frac{\text{(Total outages detected within two weeks of a Software Release that are resolved within 48 hours of the time Qwest detects the outage)}}{\text{(Total number of outages detected within two weeks of Software Releases resolved in the Reporting Period)}} \right] \times 100$	
Exclusions: <ul style="list-style-type: none"> • Outages in releases prior to any CLEC migrating to the release. • Duplicate reports attributable to the same software defect. 	
Product Reporting: None	Standard: Volume = 1-20: 1 miss Volume > 20: 95%
Availability: <div style="text-align: center;">Available</div>	Notes: <ol style="list-style-type: none"> 1. “Resolved” means that service is restored to the reporting CLEC, as experienced by the CLEC. 2. CEMR replaced CTAS in April 01. CTAS has been retired. 3. EXACT is a Telecordia system. Only releases for changes initiated by Qwest for hardware or connectivity will be included in this measurement. 4. Outages reported under EB-TA are the same as outages in MEDIACC. 5. For data loss to be considered for GA-7, a functional acknowledgement must have been provided for the data in question (e.g., EDI 997, LSR ID or trouble ticket number).

Pre-Order/Order

PO-1 – Pre-Order/Order Response Times



<p>Purpose: Evaluates the timeliness of responses to specific preordering/ordering queries for CLECs through the use of Qwest's Operational Support Systems (OSS). Qwest's OSS are accessed, through the specified gateway interface.</p>	
<p>Description: PO-1A & PO-1B: Measures the time interval between query and response for specified pre-order/order transactions through the electronic interface.</p> <ul style="list-style-type: none"> • Measurements are made using a system that simulates the transactions of requesting pre-ordering/ordering information from the underlying existing OSS. These simulated transactions are made through the operational production interfaces and existing systems in a manner that reflects, in a statistically-valid manner, the transaction response times experienced by CLEC service representatives in the reporting period. • The time interval between query and response consists of the period from the time the transaction request was "sent" to the time it is "received" via the gateway interface. • A query is an individual request for the specified type of information. <p>PO-1C:</p> <ul style="list-style-type: none"> • Measures the percentage of all IRTM Queries measured by PO-1A & 1B transmitted in the reporting period that timeout before receiving a response. <p>PO-1D:</p> <ul style="list-style-type: none"> • Measures the average response time for a sampling of rejected queries across preorder transaction types. The response time measured is the time between the issuance of a pre-ordering transaction and the receipt of an error message associated with a "rejected query." A rejected query is a transaction that cannot be successfully processed due to the provision of incomplete or invalid information by the sender, which results in an error message back to the sender. <small>NOTE 5</small> 	
<p>Reporting Period: One month</p>	<p>Unit of Measure: PO-1A, PO-1B, & PO-1D: Seconds PO-1C: Percent</p>

<p>Reporting Comparisons: CLEC aggregate.</p>	<p>Disaggregation Reporting: Region-wide level. Results are reported as follows: PO-1A Pre-Order/Order Response Time for IMA PO-1B Pre-Order/Order Response Time for EDI Results are reported separately for each of the following transaction types: ^{NOTE 1}</p> <ol style="list-style-type: none"> 1. Appointment Scheduling (Due Date Reservation, where appointment is required) 2. Service Availability Information 3. Facility Availability 4. Street Address Validation 5. Customer Service Records 6. Telephone Number 7. Loop Qualification Tools ^{NOTE 9} 8. Resale of Qwest DSL Qualification 9. Connecting Facility Assignment ^{NOTE 7} 10. Meet Point Inquiry ^{NOTE 8} <p>For PO-1A (transactions via IMA), in addition to reporting total response time, response times for each of the above transactions will be reported in two parts: (a) time to access the request screen, and (b) time to receive the response for the specified transaction.</p> <p>For PO-1B (transactions via EDI), request/response will be reported as a combined number.</p> <p>For PO-1A 6. Telephone Number, a third part (c) accept screen, will be reported. ^{NOTE 6}</p> <p>PO-1C Results for PO-1C will be reported according to the gateway interface used:</p> <ol style="list-style-type: none"> 1. Timeout IMA Percent of Preorder Transactions that 2. Timeout EDI Percent of Preorder Transactions that <p>PO-1D Results for PO-1D will be reported according to the gateway interface used:</p> <ol style="list-style-type: none"> 1. Rejected Response Times for IMA 2. Rejected Response Times for EDI
<p>Formula:</p> <p>PO-1A & PO-1B = $\Sigma[(\text{Query Response Date \& Time}) - (\text{Query Submission Date \& Time})] \div (\text{Number of Queries Submitted in Reporting Period})$</p> <p>PO-1C = $[(\text{Number of IRTM Queries measured by PO-1A \& 1B that Timeout before receiving response}) \div (\text{Number of IRTM Queries Transmitted in Reporting Period})] \times 100$</p> <p>PO-1D = $\Sigma[(\text{Rejected Query Response Date \& Time}) - (\text{Query Submission Date \& Time})] \div (\text{Number of Rejected Query Transactions Simulated by IRTM})$</p>	
<p>Exclusions:</p> <p>PO-1A & PO-1B:</p> <ul style="list-style-type: none"> • Rejected requests/errors, and timed out transactions <p>PO-1C:</p> <ul style="list-style-type: none"> • Rejected requests and errors <p>PO-1D:</p> <ul style="list-style-type: none"> • Timed out transactions 	

Product Reporting: None	Standard:	IMA	EDI
	Total Response Time:		
	1. Appointment Scheduling	<10 seconds	<10 seconds
	2. Service Availability Information	<25 seconds ²	<25 seconds ²
	3. Facility Availability	<25 seconds ³	<25 seconds ³
	4. Street Address Validation	<10 seconds	<10 seconds
	5. Customer Service Records	<12.5 seconds ³	<12.5 seconds ³
	6. Telephone Number	<10 seconds	<10 seconds
	7. Loop Qualification Tools NOTE 9	≤ 20 seconds ⁴	≤ 20 seconds
	8. Resale of Qwest DSL Qualification	≤ 20 seconds ⁴	≤ 20 seconds
	9. Connecting Facility Assignment	ROC States: TBD AZ: ≤ 25 seconds	ROC States: TBD AZ: ≤ 25 seconds
	10. Meet Point Inquiry	ROC States: TBD AZ: ≤ 30 seconds	ROC States: TBD AZ: ≤ 30 seconds
	PO-1C-1	0.5%	
	PO-1C-2	0.5%	
	PO-1D-1 & 2	Diagnostic	
Availability: Available	Notes: <ol style="list-style-type: none"> As additional transactions, currently done manually, are mechanized, they will be measured and added to or included in the above list of transactions, as applicable. Effective 9/1/00 Qwest reduced the Service Availability Benchmark from 30 seconds to 25 seconds. Times reflect non-complex services, including residential, simple business, or POTS account. Does not include ADSL or accounts >25 lines. Benchmark applies to response time only. Request time and Total time will also be reported. As agreed to in the January 25 & 26 PID workshop, rejected query types used in PO-1D will be those developed for internal Qwest diagnostic purposes. With IMA 7.0, effective April 23, 2001, Appointment Scheduling for GUI and EDI and Telephone Number for EDI no longer include an accept screen. Therefore beginning with April 2001 results, the accept screen results will no longer be reported. Results based on Connecting Facility Assignment by Unit Query. Results based on Meet Point Query, POTS Splitter option for Shared loops. Effective with Feb 02 data, results based on a weighted combination of ADSL Loop Qualification and Raw Loop Data Tool. For Jan 02 data and prior, results for transaction 7 were based on ADSL Loop Qualification only. 		

PO-2 – Electronic Flow-through



<p>Purpose: Monitors the extent Qwest's processing of CLEC Local Service Requests (LSRs) is completely electronic, focusing on the degree that electronically-transmitted LSRs flow directly to the service order processor without human intervention or without manual retyping.</p>	
<p>Description: PO-2A - Measures the percentage of all electronic LSRs that flow from the specified electronic gateway interface to the Service Order Processor (SOP) without any human intervention. <ul style="list-style-type: none"> Includes all LSRs that are submitted electronically through the specified interface during the reporting period, subject to exclusions specified below. PO-2B – Measures the percentage of all flow-through-eligible LSRs ^{NOTE 1} that flow from the specified electronic gateway interface to the SOP without any human intervention. <ul style="list-style-type: none"> Includes all flow-through-eligible LSRs that are submitted electronically through the specified interface during the reporting period, subject to exclusions specified below. </p>	
<p>Reporting Period: One month</p>	<p>Unit of Measure: Percent</p>
<p>Reporting Comparisons: CLEC aggregate, individual CLEC</p>	<p>Disaggregation Reporting: Statewide level (per multi-state system serving the state). Results for PO-2A and PO-2B will be reported according to the gateway interface* used to submit the LSR: 1 LSRs received via IMA 2 LSRs received via EDI *CO also reports an aggregate of IMA and EDI results.</p>
<p>Formula: PO-2A = [(Number of Electronic LSRs that pass from the Gateway Interface to the SOP without human intervention) ÷ (Total Number of Electronic LSRs that pass through the Gateway Interface)] x 100 PO-2B = [(Number of flow-through-eligible Electronic LSRs that actually pass from the Gateway Interface to the SOP without human intervention) ÷ (Number of flow-through-eligible Electronic LSRs received through the Gateway Interface)] x 100</p>	
<p>Exclusions:</p> <ul style="list-style-type: none"> Rejected LSRs and LSRs containing CLEC-caused non-fatal errors. Non-electronic LSRs (e.g., via fax or courier). Records with invalid product codes. Records missing data essential to the calculation of the measurement per the PID. Duplicate LSR numbers. (Exclusion to be eliminated upon implementation of IMA capability to disallow duplicate LSR #'s.) Invalid start/stop dates/times. 	

Product Reporting: <ul style="list-style-type: none"> • Resale • Unbundled Loops (with or without Local Number Portability) • Local Number Portability • UNE-P (POTS) 	Standard: PO-2A: ROC States: Diagnostic CO: CO PO-2B benchmarks minus 10 percent ^{NOTE 3} PO-2B: ROC States:					
	Beginning →		Jan 02	Jul 02	Jan 03	
	Resale:		90%	95%	95%	
	Unb Loops:		70%	80%	85%	
	LNP:		90%	95%	95%	
	UNE-P:		75%	90%	95%	
	AZ & CO ^{NOTE 3}					
	Beginning →		Jan 02	Jul 02	Jan 03	Jul 03
	Resale:		80%	90%	95%	95%
	Unb Loops:		60%	70%	80%	85%
	LNP:		80%	90%	95%	95%
	UNE-P:		60%	75%	90%	95%
	Availability: Available	Notes: <ol style="list-style-type: none"> 1. The list of LSR types classified as eligible for flow through is contained in the "LSRs Eligible for Flow Through" matrix. This matrix also includes availability for enhancements to flow through. Matrix will be distributed through the CMP process. 2. Effective with Mar 02 data results reflect the implementation of the exclusion for LSRs containing CLEC-caused non-fatal errors. 3. In Colorado the standard for PO-2 is considered met if the standard for either PO-2A or PO-2B is met. For both PO-2A and PO-2B, the benchmark percentages shown apply to the aggregations of PO-2A-1 and PO-2A-2 (i.e., the combined PO-2A result) and of PO-2B-1 and PO-2B-2 (i.e., the combined PO-2B result). 				

PO-3 – LSR Rejection Notice Interval

Purpose: Monitors the timeliness with which Qwest notifies CLECs that electronic and manual LSRs were rejected.	
Description: Measures the interval between the receipt of a Local Service Request (LSR) and the rejection of the LSR for standard categories of errors/reasons. <ul style="list-style-type: none"> • Includes all LSRs submitted through the specified interface that are rejected during the reporting period. • Standard reasons for rejections are: missing/incomplete/mismatching/unintelligible information, duplicate request or LSR/PON (purchase order number), no separate LSR for each account telephone number affected, no valid contract, no valid end user verification, account not working in Qwest territory, service-affecting order pending, request is outside established parameters for service, and lack of CLEC response to Qwest question for clarification about the LSR. • Included in the interval is time required for efforts by Qwest to work with the CLEC to avoid the necessity of rejecting the LSR. • With hours: minutes reporting, hours counted are (1) business hours for manual rejects (involving human intervention) and (2) published Gateway Availability hours for auto-rejects (involving no human intervention). Business hours are defined as time during normal business hours of the Wholesale Delivery Service Centers, except for PO-3C in which hours counted are workweek clock hours. Gateway Availability hours are based on the currently published hours of availability found on the following website: http://www.qwest.com/wholesale/cmp/ossHours.html. 	
Reporting Period: One month	Unit of Measure: PO-3A-1, PO-3B-1 & PO-3C - Hrs: Mins. PO-3A-2 & PO-3B-2 – Mins: Secs.
Reporting Comparisons: CLEC aggregate and individual CLEC results	Disaggregation Reporting: Results for this indicator are reported according to the gateway interface used to submit the LSR: <ul style="list-style-type: none"> • PO-3A-1, LSRs received via IMA and rejected manually: Statewide • PO-3A -2, LSRs received via IMA and auto-rejected: Region wide • PO-3B-1, LSRs received via EDI and rejected manually: Statewide • PO-3B -2, LSRs received via EDI and auto-rejected: Region wide • PO-3C, LSRs received via facsimile: Statewide
Formula: $\Sigma [(Date\ and\ time\ of\ Rejection\ Notice\ transmittal) - (Date\ and\ time\ of\ LSR\ receipt)] \div (Total\ number\ of\ LSR\ Rejection\ Notifications)$	
Exclusions: <ul style="list-style-type: none"> • Records with invalid product codes. • Records missing data essential to the calculation of the measurement per the PID. • Duplicate LSR numbers. (Exclusion to be eliminated upon implementation of IMA capability to disallow duplicate LSR #'s.) • Invalid start/stop dates/times. 	
Product Reporting: Not applicable (reported by ordering interface).	Standard: <ul style="list-style-type: none"> • PO-3A-1 and -3B-1: ≤ 12 business hours • PO-3A -2 and -3B -2: ≤ 18 seconds • PO-3C: ≤ 24 work week clock hours
Availability: <p style="text-align: center;">Available</p>	Notes:

PO-4 – LSRs Rejected

<p>Purpose: Monitors the extent LSRs are rejected as a percentage of all LSRs to provide information to help address potential issues that might be raised by the indicator of LSR rejection notice intervals.</p>	
<p>Description: Measures the percentage of LSRs rejected (returned to the CLEC) for standard categories of errors/reasons.</p> <ul style="list-style-type: none"> • Includes all LSRs submitted through the specified interface that are rejected or FOC'd during the reporting period. • Standard reasons for rejections are: missing/incomplete/mismatching/unintelligible information; duplicate request or LSR/PON (purchase order number); no separate LSR for each account telephone number affected; no valid contract; no valid end user verification; account not working in Qwest territory; service-affecting order pending; request is outside established parameters for service; and lack of CLEC response to Qwest question for clarification about the LSR. 	
<p>Reporting Period: One month</p>	<p>Unit of Measure: Percent of LSRs</p>
<p>Reporting Comparisons: CLEC aggregate and individual CLEC results</p>	<p>Disaggregation Reporting: Results for this indicator are reported according to the gateway interface used to submit the LSR:</p> <ul style="list-style-type: none"> PO-4A-1 LSRs received via IMA and rejected manually – Region wide PO-4A -2 LSRs received via IMA and auto-rejected – Region wide PO-4B-1 LSRs received via EDI and rejected manually – Region wide PO-4B -2 LSRs received via EDI and auto-rejected – Region wide PO-4C LSRs received via facsimile – Statewide
<p>Formula: $\left[\frac{\text{Total number of LSRs rejected via the specified method in the reporting period}}{\text{Total of all LSRs that are received via the specified interface that were rejected or FOC'd in the reporting period}} \right] \times 100$ </p>	
<p>Exclusions:</p> <ul style="list-style-type: none"> • Records with invalid product codes. • Records missing data essential to the calculation of the measurement per the PID. • Duplicate LSR numbers. (Exclusion to be eliminated upon implementation of IMA capability to disallow duplicate LSR #'s.) • Invalid start/stop dates/times. 	
<p>Product Reporting: Not applicable (reported by ordering interface).</p>	<p>Standard: Diagnostic</p>
<p>Availability: Available</p>	<p>Notes:</p>

PO-5 – Firm Order Confirmations (FOCs) On Time

Purpose:

Monitors the timeliness with which Qwest returns Firm Order Confirmations (FOCs) to CLECs in response to LSRs/ASRs received from CLECs, focusing on the degree to which FOCs are provided within specified intervals.



Description:

Measures the percentage of Firm Order Confirmations (FOCs) that are provided to CLECs within the intervals specified under “Standards” below for FOC notifications.

- Includes all LSRs/ASRs that are submitted through the specified interface or in the specified manner (i.e., facsimile) that receive an FOC during the reporting period, subject to exclusions specified below. (Acknowledgments sent separately from an FOC (e.g., EDI 997 transactions are not included.)
- For PO-5A, the interval measured is the period between the LSR received date/time (based on scheduled up time) and Qwest’s response with a FOC notification (notification date and time).
- For PO-5B, 5C, and 5D, the interval measured is the period between the application date and time, as defined herein, and Qwest’s response with a FOC notification (notification date and time).
- “Fully electronic” LSRs are those (1) that are received via IMA or EDI, (2) that involve no manual intervention, and (3) for which FOCs are provided mechanically to the CLEC. ^{NOTE 2}
- “Electronic/manual” LSRs are received electronically via IMA or EDI and involve manual processing.
- “Manual” LSRs are received manually (via facsimile) and processed manually.
- ASRs are measured only in business days.
- LSRs will be evaluated according to the FOC interval categories shown in the “Standards” section below, based on the number of lines/services requested on the LSR or, where multiple LSRs from the same CLEC are related, based on the combined number of lines/services requested on the related LSRs.

Reporting Period: One month

Unit of Measure: Percent

Reporting Comparisons:
 CLEC aggregate and individual CLEC results

Disaggregation Reporting: Statewide level (per multi-state system serving the state).
 Results for this indicator are reported as follows:

- PO-5A:* FOCs provided for fully electronic LSRs received via:
 - PO-5A-1 IMA
 - PO-5A-2 EDI
- PO-5B:* FOCs provided for electronic/manual LSRs received via:
 - PO-5B-1 IMA
 - PO-5B-2 EDI
- PO-5C:* FOCs provided for manual LSRs received via Facsimile.
- PO-5D: FOCs provided for ASRs requesting LIS Trunks.

* Each of the PO-5A, PO-5B and PO-5C measurements listed above will be further disaggregated as follows:

- (a) FOCs provided for Resale services and UNE-P
- (b) FOCs provided for Unbundled Loops and specified Unbundled Network Elements
- (c) FOCs provided for LNP

Formula:

PO-5A = {[Count of LSRs for which the original FOC's "(FOC Notification Date & Time) - (LSR received date/time (based on scheduled up time))" is within 20 minutes] ÷ (Total Number of original FOC Notifications transmitted for the service category in the reporting period)} x 100

PO-5B, 5C, & 5D = {[Count of LSRs/ASRs for which the original FOC's "(FOC Notification Date & Time) - (Application Date & Time)" is within the intervals specified for the service category involved] ÷ (Total Number of original FOC Notifications transmitted for the service category in the reporting period)} x 100

Exclusions:

- LSRs/ASRs involving individual case basis (ICB) handling based on quantities of lines, as specified in the "Standards" section below, or service/request types, deemed to be projects.
- Hours on Weekends and holidays. (Except for PO-5A which only excludes hours outside the scheduled up time).
- LSRs with CLEC-requested FOC arrangements different from standard FOC arrangements.
- Records with invalid product codes.
- Records missing data essential to the calculation of the measurement per the PID.
- Duplicate LSR numbers. (Exclusion to be eliminated upon implementation of IMA capability to disallow duplicate LSR #'s.)
- Invalid start/stop dates/times.

Additional PO-5D exclusion:

- Records with invalid application or confirmation dates.

Product Reporting:

- For PO-5A, -5B and -5C:
(a) Resale services UNE-P (POTS) and UNE-P Centrex
(b) Unbundled Loops and specified Unbundled Network Elements.
(c) LNP
- For PO-5D: LIS Trunks.

Standards:

- For PO-5A (all): **95% within 20 minutes** ^{NOTE 2}
- For PO-5B (all): **90% within standard FOC intervals (specified below)**
- For PO-5C (manual): **90% within standard FOC intervals specified below PLUS 24 hours** ^{NOTE 3}
- For PO-5D (LIS Trunks): **85% within eight business days**

Standard FOC Intervals for PO-5B and PO-5C

Product Group ^{NOTE 1} **FOC Interval**

Resale

Residence and Business POTS	1-39 lines	24 hours
ISDN-Basic	1-10 lines	
– Conversion As Is		
– Adding/Changing features		
– Add primary directory listing to established loop		
– Add call appearance		
Centrex Non-Design	1-19 lines	
with no Common Block Configuration		
Centrex line feature changes/adds/removals (all)		

LNP 1-24 lines

Unbundled Loops 1-24 loops
2/4 Wire analog
DS3 Capable

Sub-loop 1-24 sub-loops
[included in Product Reporting group (b)]

Shared-loop/Line-sharing 1-24 shared loops
[included in Product Reporting group (b)]

Unbundled Network Element-Platform (UNE-P POTS)
1 – 39 lines

	Resale		
	ISDN-Basic	1-10 lines	48 hours
	-	Conversion As	
	Specified		
	-	New Installs	
	-	Address	
	Changes		
	-	Change to add	
	Loop		
	ISDN-PRI (Facility)	1-3	
PBX	1-24 trunks		
DS0 or Voice Grade Equivalent	1-24		
DS1 Facility	1-24		
DS3 Facility	1-3		
LNP	25-49 lines		
Resale			
Centrex (including Centrex 21, Non-design, Centrex 21 Basic ISDN, Centrex-Plus, Centron, Centrex Primes)	1-10 lines	72 hours	
- With Common Block Configuration required			
- Initial establishment of Centrex CMS services			
- Tie lines or NARs activity			
- Subsequent to initial Common Block			
- Station lines			
- Automatic Route Selection			
- Uniform Call Distribution			
- Additional numbers			
UNE-P Centrex	1-10 lines		
UNE-P Centrex 21	1-10 lines		
Unbundled Loops with Facility Check ^(NOTE 2, 3)	1 - 24 loops		
2/4 wire Non-loaded			
ADSL compatible			
ISDN capable			
XDSL-I capable			
DS1 capable			
Resale			
ISDN-PRI (Trunks)	1-12 trunks		96 hours
For PO-5D:			8 business days
LIS Trunks	1-240 trunk circuits		
Availability:	Notes:		
	1. LSRs with quantities above the highest number specified for each product type are considered ICB.		
	2. Unbundled Loop with Facility Check can be processed electronically; however, because this category always carries a 72-hour FOC interval the FOC results for this product will appear in PO-5B if received electronically or PO-5C if received manually.		
	3. Unbundled Loop with Facility Check will not add an additional 24 hours to the 72-hour interval if the LSR is submitted manually.		

PO-6 – Work Completion Notification Timeliness

Purpose:

To evaluate the timeliness of Qwest issuing electronic notification at an LSR level to CLECs that provisioning work on all service orders that comprise the CLEC LSR have been completed in the Service Order Processor and the service is available to the customer.



Description:

PO-6A & 6B:

- Includes all orders completed in the Qwest Service Order Processor that generate completion notifications in the reporting period, subject to exclusions shown below.
- The start time is the date/time when the last of the service orders that comprise the CLEC LSR is posted as completed in the Service Order Processor.
- The end time is when the electronic order completion notice is made available (IMA)^{NOTE 1} or transmitted^{NOTE 2} (EDI) to the CLEC via the ordering interface used to place the local service request. The notification is transmitted at an LSR level when all service orders that comprise the CLEC LSR are complete.
- With hours: minutes reporting, hours counted are during the published Gateway Availability hours. Gateway Availability hours are based on the currently published hours of availability found on the following website: <http://www.qwest.com/wholesale/cmp/ossHours.html>.

Reporting Period:

One month

Unit of Measure:

PO-6A - 6B:

Hrs:Mins

Reporting Comparisons:

CLEC aggregate and individual CLEC results.

Disaggregation Reporting: Statewide level.

- PO-6A Notices transmitted via IMA
- PO-6B Notices transmitted via EDI

Formula:

For completion notifications generated from LSRs received via IMA-GUI:

PO-6A = $\Sigma((\text{Date and Time Completion Notification made available to CLEC}) - (\text{Date and Time the last of the service orders that comprise the CLEC LSR is completed in the Service Order Processor})) \div (\text{Number of completion notifications made available in reporting period})$

For completion notifications generated from LSRs received via IMA-EDI:

PO-6B = $\Sigma((\text{Date and Time Completion Notification transmitted to CLEC}) - (\text{Date and Time the last of the service orders that comprise the CLEC LSR is completed in the Service Order Processor.})) \div (\text{Number of completion notifications transmitted in reporting period})$

Exclusions:

PO – 6A & 6B:

- Records with invalid completion dates.
- LSRs submitted manually (e.g., via facsimile).
- ASRs submitted via EXACT.

Product Reporting:

PO – 6A & 6B Aggregate reporting for all products ordered through IMA-GUI and, separately, IMA-EDI (see disaggregation reporting).

Standard:

6 hours

Availability:

Notes:

Available	<ol style="list-style-type: none"><li data-bbox="402 117 1401 241">1. The time a notice is “made available” via the IMA-GUI is the time Qwest stores a status update related to the completion notice in the IMA Status Updates database. When this occurs, the notice can be immediately viewed by the CLEC using the Status Updates window or by using the LSR Notice Inquiry function.<li data-bbox="402 241 1401 401">2. Initially the end time for PO-6B was the time a notice is “made available” via IMA-EDI. This is the time Qwest completed processing for the completion notice in IMA immediately prior to transmission. Qwest developed the ability to capture the transmission date and time from EDI and began basing the end time on the EDI transmit date and time effective with Jan 02 data.
------------------	--

PO-7 – Billing Completion Notification Timeliness

Purpose:

To evaluate the timeliness with which electronic billing completion notifications are made available or transmitted to CLECs, focusing on the percentage of notifications that are made available or transmitted (for CLECs) or posted in the billing system (for Qwest retail) within five business days.



Description:

PO-7A & 7B:

- This measurement includes all orders posted in the CRIS billing system for which billing completion notices are made available or transmitted in the reporting period, subject to exclusions shown below.
- Intervals used in this measurement are from the time a service order is completed in the SOP to the time billing completion for the order is made available or transmitted to the CLEC.
 - The time a notice is “made available” via the IMA-GUI consists of the time Qwest stores the completion notice in the IMA Status Updates database. When this occurs, the notice can be immediately viewed by the CLEC using the Status Updates window.
 - The time a notice is “transmitted” via IMA-EDI consists of the time Qwest actually transmits the completion notice via EDI. Applicable only to those CLECs who are certified and setup to receive the notices via EDI. ^{NOTE 1}
- The start time is when the completion of the service order is posted in the Qwest SOP. The end time is when, confirming that the order has been posted in the CRIS billing system, the electronic billing completion notice is made available to the CLEC via the same ordering interface (IMA-GUI or IMA-EDI) as used to submit the LSR.
- Intervals counted in the numerator of these measurements are those that are five business days or less.

PO-7C:

- This measurement includes all retail orders posted in the CRIS Billing system in the reporting period, subject to exclusions shown below.
- Intervals used in this measurement are from the time an order is completed in the SOP to the time it is posted in the CRIS billing system.
- The start time is when the completion of the order is posted in the SOP. The end time is when the order is posted in the CRIS billing system.
- Intervals counted in the numerator of this measurement are those that are five business days or less.

Reporting Period: One month

Unit of Measure: Percent

Reporting Comparisons:

PO-7A and -7B: CLEC aggregate and individual CLEC results.
 PO-7C: Qwest retail results.

Disaggregation Reporting: Statewide level.

- PO-7A Notices made available via IMA-GUI
- PO-7B Notices transmitted via IMA-EDI
- PO-7C Billing system posting completions for Qwest Retail

Formula:

For wholesale service orders Qwest generates for LSRs received via IMA:

PO-7A =
$$\frac{\text{(Number of electronic billing completion notices in the reporting period made available within five business days of posting complete in the SOP)}}{\text{(Total Number of electronic billing completion notices made available during the reporting period)}}$$

<p>PO-7B = (Number of electronic billing completion notices in the reporting period transmitted within five business days of posting complete in the SOP) ÷ (Total Number of electronic billing completion notices transmitted during the reporting period)</p> <p>For service orders Qwest generates for retail customers (i.e., the retail analogue for PO-7A & -7B):</p> <p>PO-7C = (Total number of retail service orders posted in the CRIS billing system in the reporting period that were posted within 5 business days) ÷ (Total number of retail service orders posted in the CRIS billing system in the reporting period)</p>	
<p>Exclusions: PO-7A, 7B & 7C</p> <ul style="list-style-type: none"> • Services that are not billed through CRIS, e.g. Resale Frame Relay. • Records with invalid completion dates. <p>PO-7A & 7B</p> <ul style="list-style-type: none"> • LSRs submitted manually. • ASRs submitted via EXACT. 	
<p>Product Reporting: Aggregate reporting for all products ordered through IMA-GUI and, separately, IMA-EDI (see disaggregation reporting).</p>	<p>Standard: PO-7A and -7B: Parity with PO-7C</p>
<p>Availability: Available</p>	<p>Notes:</p> <ol style="list-style-type: none"> 1. Prior to Jan 02 the end time for EDI was based on the time a notice was “made available”. The time a notice was “made available” via IMA-EDI consisted of the time Qwest completed processing for the completion notice in IMA immediately prior to transmission of the EDI notification.

PO-8 – Jeopardy Notice Interval

Purpose:
 Evaluates the timeliness of jeopardy notifications, focusing on how far in advance of original due dates jeopardy notifications are provided to CLECs (regardless of whether the due date was actually missed).



Description: Measures the average time lapsed between the date the customer is first notified of an order jeopardy event and the original due date of the order. <ul style="list-style-type: none"> Includes all orders completed in the reporting period that received jeopardy notifications. 	
Reporting Period: One month	Unit of Measure: Average Business days ^{NOTE 1}
Reporting Comparisons: CLEC aggregate, individual CLEC and Qwest Retail results	Disaggregation Reporting: Statewide level. (This measure is reported by jeopardy notification process as used the categories shown under Product Reporting.)
Formula: $\left[\frac{\sum(\text{Date of the original due date of orders completed in the reporting period that received jeopardy notification} - \text{Date of the first jeopardy notification})}{\text{Total orders completed in the reporting period that received jeopardy notification}} \right]$	
Exclusions: <ul style="list-style-type: none"> Jeopardies done after the original due date is past. Records involving official company services. Records with invalid due dates or application dates. Records with invalid completion dates. Records with invalid product codes. Records missing data essential to the calculation of the measurement per the PID. 	
Product Reporting: <ul style="list-style-type: none"> A Non-Designed Services B Unbundled Loops (with or without Number Portability) C LIS Trunks D UNE-P (POTS) 	Standard: <ul style="list-style-type: none"> A Parity with Retail POTS B Parity with Retail POTS C Parity with Feature Group D (FGD) services D Parity with Retail POTS
Availability: Available	Notes: 1. Effective with Dec 01 data in the Apr 02 report, for PO-8A and -D, Saturday is counted as a business day for all non-dispatched orders for Resale Residence, Resale Business, and UNE-P (POTS), as well as for the retail analogues specified above as standards. For dispatched orders for Resale Residence, Resale Business, and UNE-P (POTS) and for all other products reported under PO-8B and -8C, Saturday is counted as a business day when the service order is due on Saturday.

PO-9 – Timely Jeopardy Notices

Purpose: When original due dates are missed, measures the extent to which Qwest notifies customers in advance of jeopardized due dates.	
Description: Measures the percentage of late orders for which advance jeopardy notification is provided. <ul style="list-style-type: none"> • Includes all inward orders (Change, New, and Transfer order types) assigned a due date by Qwest and which are completed/closed in the reporting period that missed the original due date. Change order types included in this measurement consist of all C orders representing inward line activity (with “I” and “T” action-coded line USOCs). ^{NOTE 1} • Missed due date orders with jeopardy notifications provided on or after the original due date is past will be counted in the denominator of the formula but will not be counted in the numerator. 	
Reporting Period: One month	Unit of Measure: Percent
Reporting Comparisons: CLEC aggregate, individual CLEC and Qwest Retail results	Disaggregation Reporting: Statewide level. (This measure is reported by jeopardy notification process as used for the categories shown under Product Reporting.)
Formula: (Total missed due date orders completed in the reporting period that received jeopardy notification in advance of original due date) ÷ (Total number of missed due date orders completed in the reporting period) x 100	
Exclusions: <ul style="list-style-type: none"> • Orders missed for customer reasons. • Records with invalid product codes. • Records involving official company services. • Records with invalid due dates or application dates. • Records with invalid completion dates. • Records with invalid product codes. • Records missing data essential to the calculation of the measurement per the PID. 	
Product Reporting: <ul style="list-style-type: none"> A Non-Designed Services B Unbundled Loops (with or without Number Portability) C LIS Trunks (available) D UNE-P (POTS) 	Standard: <ul style="list-style-type: none"> A Parity with Retail POTS B Parity with Retail POTS C Parity with Feature Group D (FGD) Services D Parity with Retail POTS
Availability: <p style="text-align: center;">Available</p>	Notes: <ol style="list-style-type: none"> 1. Prior to Aug 01 results, the specified Change order types (i.e., with “I” & “T” action codes) included some orders that do not strictly represent additional lines (in both wholesale and retail results). Specifically these include changes to existing lines, such as conversions, number changes, PIC changes, and class of service changes. Beginning with Aug 01 results Qwest developed the capability to exclude "Change" service orders that do not involve installation of lines.

PO-10 – LSR Accountability

Purpose: Evaluates the degree to which Qwest can account for all LSRs received electronically.	
Description: Measures the number of LSRs received via IMA-GUI and IMA-EDI interfaces that Qwest has issued (confirmed) or accounted for in specific status categories, as a percentage of all LSRs received in the reporting period. <ul style="list-style-type: none"> • Includes all LSRs that are received via the IMA-GUI and IMA-EDI interfaces, subject to exclusions specified below. • Status categories accounted for include: <ul style="list-style-type: none"> – Pending (i.e., assigned to a center representative for handling); – Supplemented (i.e., subsequent version of request that has not been confirmed or rejected at time of reporting); – Cancelled (by the CLEC prior to Qwest returning confirmation to the CLEC); – Rejected (i.e., rejection notice has been sent to the CLEC); – Issued (i.e., the order has been processed and confirmation has been returned to the CLEC); – Error (i.e., auto-logging error indicating a field value mismatch between the electronic interface and the Customer Request Management (CRM) system, at time of reporting, in parallel with the ordering processing in a manner that does not impede timeliness); – Project (i.e., routed to project management for handling); 	
Reporting Period: One month	Unit of Measure: Percent
Reporting Comparisons: CLEC aggregate results	Disaggregation Reporting: Region-wide level.
Formula: $[(\text{Count of all LSRs issued or in status categories specified above}) \div (\text{Total number of LSRs received in reporting period})] \times 100^{\text{NOTE 1}}$	
Exclusions: <ul style="list-style-type: none"> • Front-end rejects (e.g., 997notifications) that would not be eligible for confirmation or rejection 	
Product Reporting: None	Standard: ROC States: Diagnostic ^{NOTE 2} CO: 99 percent
Availability: Available	Notes: <ol style="list-style-type: none"> 1. Results that nominally exceed 100 percent may be due to timing differences in obtaining the quantities for the status categories (numerator) and for the total LSRs received (denominator). It is also possible for results to nominally fall short of 100 percent for the same reason. 2. Because Qwest has a mechanized auto-logging process for tracking LSRs, Qwest believes the ROC TAG will determine this measurement to be unnecessary after being audited in the ROC Test. Accordingly, Qwest may approach the TAG to withdraw this measurement after the Test, after reporting multiple consecutive months demonstrating that Qwest adequately tracks and accounts for LSRs.

PO-15 – Number of Due Date Changes per Order

Purpose: To evaluate the extent to which Qwest changes due dates on orders.	
Description: Measures the average number of Qwest due date changes per order. <ul style="list-style-type: none"> • Includes all inward orders (Change, New, and Transfer order types) that have been assigned a due date in the reporting period subject to the exclusions below. Change order types for additional lines consist of all "C" orders representing inward activity (with "I" and "T" action coded line USOCs.^{NOTE 1}). • Counts all due date changes made for Qwest reasons following assignment of the original due date. 	
Reporting Period: One month	Unit of Measure: Average Number of Due Date Changes
Reporting Comparisons: CLEC aggregate, individual CLEC, and Qwest retail results.	Disaggregation Reporting: Statewide level.
Formula: $\Sigma(\text{Count of Qwest due date changes on all orders}) \div (\text{Total orders in reporting period})$	
Exclusions: <ul style="list-style-type: none"> • Customer requested due date changes. • Records involving official company services. • Records with invalid due dates or application dates. • Records with invalid product codes. • Records missing data essential to the calculation of the measurement per the PID. 	
Product Reporting: <p style="text-align: center;">None</p>	Standard: <p style="text-align: center;">Diagnostic</p>
Availability: Available	Notes: <ol style="list-style-type: none"> 1. Prior to Aug 01 results the specified Change order types (i.e., with "I" & "T" action codes) included some orders that do not strictly represent additional lines (in both wholesale and retail results). Specifically these include changes to existing lines, such as conversions, number changes, PIC changes, and class of service changes. Beginning with Aug 01 results Qwest developed the capability to exclude "Change" service orders that do not involve installation of lines.

PO-16 – Timely Release Notifications

Purpose:

Measures the percent of release notifications for changes to specified OSS interfaces sent by Qwest to CLECs within the intervals specified within the intervals and scope specified within the change management plan found on Qwest's Change Management Process, (CMP) website at <http://www.qwest.com/wholesale/cmp/whatiscmp.html>.



Description:

- Measures the percent of timely release notices that are sent by Qwest within the intervals/timeframes prescribed by the release notification procedure on Qwest's CMP website. ^{NOTE 1}
 - Release notices measured are:
 - Draft Technical Specifications (for App to App interfaces only);
 - Final Technical Specifications (for App to App interfaces only);
 - Draft Release Notices (for GUI interfaces only);
 - For the following OSS interfaces:
 - IMA-GUI, IMA-EDI;
 - CEMR; ^{NOTE 2}
 - Exchange Access, Control, & Tracking (EXACT); ^{NOTE 3}
 - Electronic Bonding - Trouble Administration (EB -TA); ^{NOTE 4}
 - IABS and CRIS Summary Bill Outputs; ^{NOTE 7}
 - Loss and Completion Records; ^{NOTE 7}
 - New OSS interfaces (for introduction notices only.) ^{NOTE 6}
 - Also included are notifications for connectivity or system function changes to Resale Product Database.
 - Includes OSS interface release notifications by Qwest relating to the following products and service categories: LIS/Interconnection, Collocation, Unbundled Network Elements (UNE), Ancillary, and Resale Products and Services.
 - Includes OSS interface release notifications by Qwest to CLECs for the following OSS functions: Pre-Ordering, Ordering, Provisioning, Repair and Maintenance, and Billing.
 - **Includes Types of Changes as specified in the "Qwest Wholesale Change Management Process Document" (Section 4 – Types of Changes).**
 - Includes all OSS interface release notifications pertaining to the above OSS systems, subject to the exclusions specified below.
- Release Notifications sent on or before the date required by the CMP are considered timely. A release notification "sent date" is determined by the date of the e-mail sent by Qwest that provides the Release Notification. ^{NOTE 8}
- Release Notifications sent after the date required by the (CMP) are considered untimely. Release Notifications required but not sent are considered untimely.

Reporting Period: One month	Unit of Measure: Percent
Reporting Comparisons: CLEC Aggregate	Disaggregation Reporting: Region-wide level.

PO-19 – Stand-Alone Test Environment (SATE) Accuracy

Purpose:

Evaluates Qwest’s ability to provide accurate production-like tests to CLECs for testing both new releases and between releases in the SATE environment.



Description:

- Measures the percentage of test transactions published in the *IMA EDI Data Document – for the Stand Alone Test Environment (SATE)* that are successfully executed in SATE at the time a new IMA Release is deployed to SATE. In months where no release activity occurs, measures the percentage of test transactions published in the current IMA EDI Data Document-for the Stand Alone Test Environment (SATE) that are successfully executed in SATE during the mid-release monthly performance test.
- Includes one test transaction for each scenario published in the *IMA EDI Data Document – for the Stand Alone Test Environment (SATE)*.
- Test transactions will be executed for each of the IMA releases supported in SATE utilizing all current versions of the *IMA EDI Data Document – for the Stand Alone Test Environment (SATE)*.
- The successful execution of a transaction is determined by the Qwest Test Engineer according to:
 - The expected results of the test scenario as described in the *IMA EDI Data Document – for the Stand Alone Test Environment (SATE)* and the EDI disclosure document.
 - The transactions strict adherence to business rules published in Qwest’s most current IMA EDI Disclosure Documentation for each release and the associated Addenda.
- For this measurement, Qwest will execute the test transactions in the Stand-Alone Test Environment.
 - Release related test transactions will be executed when a full or point release of IMA is installed in SATE. These transactions will be executed within five business days of the numbered release being originally installed in SATE. This five-business day period will be referred to as the “Testing Window.”¹
 - Mid-release monthly performance test transactions will be executed in the months when no Testing Window for a release is completed. These transactions will be executed on the 15th, or the nearest working day to the 15th of the month, in the months when no release related test transactions are executed.
- Test transaction results will be included in the Reporting Period during which the release transactions or mid-release test transactions are completed.

Reporting Period: One month	Unit of Measure: Percent
Reporting Comparisons: None	Disaggregation Reporting: None
Formula: $[(\text{Total number of successfully completed SATE test transactions executed for a Software Release or Mid-release performance test completed in the Reporting Period}) \div (\text{Total number of SATE test transactions executed for a Software Release or Mid-release performance test completed in the Reporting Period})] \times 100$	
Exclusions: None	
Product Reporting: None	Standard: 95% ^{NOTE 2}

<p>Availability:</p> <p style="text-align: center;">Available</p>	<p>Notes:</p> <ol style="list-style-type: none"> 1. Due to accelerated implementation schedule for this PID the "Testing Window" associated with the 8.1 release will be within 12 business days of the 8.1 release being originally installed in SATE. 2. The 95% benchmark became effective with Mar 02 data.
--	--

Ordering and Provisioning

OP-2 – Calls Answered within Twenty Seconds – Interconnect Provisioning Center

Purpose: Evaluates the timeliness of CLEC access to Qwest’s interconnection provisioning center(s) and retail customer access to the Business Office, focusing on the extent calls are answered within 20 seconds	
Description: Measures the percentage of (Interconnection Provisioning Center or Retail Business Office) calls that are answered by an agent within 20 seconds of the first ring. <ul style="list-style-type: none"> • Includes all calls to the Interconnect Provisioning Center/Retail Business Office during the reporting period, subject to exclusions specified below. • Abandoned calls are counted as missed. • First ring is defined as when the customer’s call is first placed in queue by the ACD (Automatic Call Distributor). • Answer is defined as when the call is first picked up by the Qwest agent. 	
Reporting Period: One month	Unit of Measure: Percent
Reporting Comparisons: CLEC aggregate and Qwest Retail results	Disaggregation Reporting: Region-wide level.
Formula: $[(\text{Total Calls Answered by Center within 20 seconds}) \div (\text{Total Calls received by Center})] \times 100$	
Explanation: Percentage is derived from total number of calls answered within 20 seconds divided by total number of calls received.	
Exclusions: Time spent in the VRU Voice Response Unit is not counted.	
Product Reporting: Not applicable	Standard: Parity
Availability: Available	Notes:

OP-3 – Installation Commitments Met

Purpose:

Evaluates the extent to which Qwest installs services for Customers by the scheduled due date.



Description:

Measures the percentage of orders for which the scheduled due date is met.

- All inward orders (Change, New, and Transfer order types) assigned a due date by Qwest and which are completed/closed during the reporting period are measured, subject to exclusions specified below. Change order types included in this measurement consist of all C orders representing inward activity (with "I" and "T" action coded line USOCs). ^{NOTE 1} Also included are orders with customer-requested due dates longer than the standard interval.
- Completion date on or before the Applicable Due Date recorded by Qwest is counted as a met due date. The Applicable Due Date is the original due date or, if changed or delayed by the customer, the most recently revised due date, subject to the following: If Qwest changes a due date for Qwest reasons, the Applicable Due Date is the customer-initiated due date, if any, that is (a) subsequent to the original due date and (b) prior to a Qwest-initiated, changed due date, if any.

Reporting Period: One month

Unit of Measure: Percent

Reporting

Comparisons: CLEC aggregate, individual CLEC and Qwest Retail results

Disaggregation Reporting: Statewide level.

- Results for product/services listed in Product Reporting under "MSA-Type Disaggregation" will be reported according to orders involving:
 - OP-3A Dispatches within MSAs;
 - OP-3B Dispatches outside MSAs; and
 - OP-3C No dispatches.
- Results for products/services listed in Product Reporting under "Zone-type Disaggregation" will be disaggregated according to installations:
 - OP-3D In Interval Zone 1 areas; and
 - OP-3E In Interval Zone 2 areas.

Formula:

$$\left[\frac{\text{Total Orders completed in the reporting period on or before the Applicable Due Date}}{\text{Total Orders Completed in the Reporting Period}} \right] \times 100$$

Explanation: The percent commitments met is obtained by dividing the total number of service orders completed on or before the Applicable Due Date (as defined in the description above) by the total number of service orders completed during the measurement period.

Exclusions:

- Disconnect, From (another form of disconnect) and Record order types.
- Due dates missed for standard categories of customer and non-Qwest reasons. Standard categories of customer reasons are: previous service at the location did not have a customer-requested disconnect order issued, no access to customer premises, and customer hold for payment. Standard categories of non-Qwest reasons are: Weather, Disaster, and Work Stoppage.
- Records involving official company services.
- Records with invalid due dates or application dates.
- Records with invalid completion dates.
- Records with invalid product codes.
- Records missing data essential to the calculation of the measurement per the PID.

Product Reporting:	Standards:
MSA-Type Disaggregation -	
• Resale	
Residential single line service	Parity with retail service
Business single line service	Parity with retail service
Centrex	Parity with retail service
Centrex 21	Parity with retail service
DS0 (non-designed provisioning)	Parity with retail service
PBX Trunks (non-designed provisioning)	Parity with retail service
Primary ISDN (non-designed provisioning)	Parity with retail service
Basic ISDN (non-designed provisioning)	Parity with retail service
Qwest DSL (non-designed provisioning)	Parity with retail service
• Unbundled Network Element – Platform (UNE-P) (POTS)	Parity with like retail service
• Unbundled Network Element – Platform (UNE-P) (Centrex 21)	Parity with retail Centrex 21
• Unbundled Network Element – Platform (UNE-P) (Centrex)	Parity with retail Centrex
• Unbundled Loop – Analog (non-designed)	90%
• Shared Loop/Line Sharing	ROC States: 95% CO: 90%
• Sub-Loop Unbundling	ROC States: Diagnostic CO: 90%
Zone-Type Disaggregation -	
• Resale	
Primary ISDN (designed provisioning)	Parity with retail service
Basic ISDN (designed provisioning)	Parity with retail service
DS0 (designed provisioning)	Parity with retail service
DS1	Parity with retail service
PBX Trunks (designed provisioning)	Parity with retail service
Qwest DSL (designed provisioning)	Parity with retail service
DS3 and higher bit-rate services (aggregate)	Parity with retail service
Frame Relay	Parity with retail service
• LIS Trunks	Parity with Feature Group D (aggregate)
• Unbundled Dedicated Interoffice Transport (UDIT)	
UDIT – DS1 level	Parity with retail DS1 Private Line
UDIT – Above DS1 level	Parity with retail Private Lines above DS1 level
Dark Fiber – IOF	Diagnostic
• Unbundled Loops:	
Analog Loop (designed provisioning)	90%
Non-loaded Loop (2-wire)	90%
Non-loaded Loop (4-wire)	Parity with retail DS1 Private Line
DS1-capable Loop	Parity with retail DS1 Private Line
ISDN-capable Loop	Parity with retail ISDN BRI
ADSL-qualified Loop	90%
Loop types of DS3 and higher bit-rates (aggregate)	Parity with retail DS3 and higher bit-rate Private Line services (aggregate)
Dark Fiber – Loop	Diagnostic
Loops with Conditioning	90%
• E911/911 Trunks	Parity with retail E911/911 Trunks
• Enhanced Extended Links (EELs)	90%

<p>Availability: le (except as noted below_</p> <p>Development:</p> <ul style="list-style-type: none"> • Reporting of UNE-P Centrex 21 – beginning with Dec 01 data on the Jun 02 report. 	<p>Notes:</p> <ol style="list-style-type: none"> 1. Prior to Aug 01 results the specified Change order types (i.e., with “I” & “T” action codes) included some orders that do not strictly represent additional lines (in both wholesale and retail results). Specifically these include changes to existing lines, such as conversions, number changes, PIC changes, and class of service changes. Beginning with Aug 01 results Qwest developed the capability to exclude “Change” service orders that do not involve installation of lines.
--	--

OP-4 – Installation Interval

Purpose:

Evaluates the timeliness of Qwest's installation of services for customers, focusing on the average time to install service.



Description:

Measures the average interval (in business days)^{NOTE 1} between the application date^{NOTE 4} and the completion date for service orders accepted and implemented.

- Includes all inward orders (Change, New, and Transfer order types) assigned a due date by Qwest and which are completed/closed during the reporting period, subject to exclusions specified below. Change order types for additional lines consist of all C orders representing inward activity (with "I" and "T" action coded line USOCs).^{NOTE 2}
- Intervals for each measured event are counted in whole days: the application date is day zero (0); the day following the application date is day one (1).
- The Applicable Due Date is the original due date or, if changed or delayed by the customer, the most recently revised due date, subject to the following: If Qwest changes a due date for Qwest reasons, the Applicable Due Date is the customer-initiated due date, if any, that is (a) subsequent to the original due date and (b) prior to a Qwest-initiated, changed due date, if any.^{NOTE 3}
- Time intervals associated with customer-initiated due date changes or delays occurring after the Applicable Due Date, as applied in the formula below, are calculated by subtracting the latest Qwest-initiated due date, if any, following the Applicable Due Date, from the subsequent customer-initiated due date, if any.^{NOTE 3}

Reporting Period: One month

Unit of Measure: Average Business Days

Reporting Comparisons:
 CLEC aggregate,
 individual CLEC
 and Qwest Retail
 results

Disaggregation Reporting: Statewide level.

- Results for product/services listed in Product Reporting under "MSA-Type Disaggregation" will be reported according to orders involving:
 OP-4A Dispatches within MSAs;
 OP-4B Dispatches outside MSAs; and
 OP-4C No dispatches.
- Results for products/services listed in Product Reporting under "Zone-type Disaggregation" will be disaggregated according to installations:
 OP-4D In Interval Zone 1 areas; and
 OP-4E In Interval Zone 2 areas.

Formula:

$$\frac{\Sigma[(\text{Order Completion Date}) - (\text{Order Application Date}) - (\text{Time interval between the Original Due Date and the Applicable Date}) - (\text{Time intervals associated with customer-initiated due date changes or delays occurring after the Applicable Due Date})]}{\text{Total Number of Orders Completed in the reporting period}}$$

Explanation: The average installation interval is derived by dividing the sum of installation intervals for all orders (in business days)^{NOTE 1} by total number of service orders completed in the reporting period.

Exclusions:

- Orders with customer requested original due dates greater than the current standard interval. (This exclusion does not apply to LIS trunks, E911 and products involving dispatches reported under “MSA-Type Disaggregation,” for which orders for all requested intervals are included. These exceptions to this exclusion will be removed as Qwest develops the corresponding measurement capability, at which time this definition will be updated.)
- Disconnect, From (another form of disconnect) and Record order types.
- Records involving official company services.
- Records with invalid due dates or application dates.
- Records with invalid completion dates.
- Records with invalid product codes.
- Records missing data essential to the calculation of the measurement per the PID.

Product Reporting:	Standards:
MSA-Type Disaggregation -	
• Resale	
Residential single line service	Parity with retail service
Business single line service	Parity with retail service
Centrex	Parity with retail service
Centrex 21	Parity with retail service
DS0 (non-designed provisioning)	Parity with retail service
PBX Trunks (non-designed provisioning)	Parity with retail service
Primary ISDN (non-designed provisioning)	Parity with retail service
Basic ISDN (non-designed provisioning)	Parity with retail service
Qwest DSL (non-designed provisioning)	Parity with retail service
• Unbundled Network Element – Platform (UNE-P) (POTS)	Parity with like retail service
• Unbundled Network Element – Platform (UNE-P) (Centrex 21)	Parity with retail Centrex 21
• Unbundled Network Element – Platform (UNE-P) (Centrex)	Parity with retail Centrex
• Unbundled Loop – Analog (non-designed)	6 days
• Shared Loop/Line Sharing	3.3 days
• Sub-Loop Unbundling	ROC States: Diagnostic
	CO: 6 days
Zone-Type Disaggregation -	
• Resale	
Primary ISDN (designed provisioning)	Parity with retail service
Basic ISDN(designed provisioning)	Parity with retail service
DS0 (designed provisioning)	Parity with retail service
DS1	Parity with retail service
PBX Trunks (designed provisioning)	Parity with retail service
Qwest DSL (designed provisioning)	Parity with retail service
DS3 and higher bit-rate services (aggregate)	Parity with retail service
Frame Relay	Parity with retail service
• LIS Trunks	Parity with Feature Group D (aggregate)
• Unbundled Dedicated Interoffice Transport (UDIT)	
UDIT – DS1 level	Parity with DS1 Private Line Service
UDIT – Above DS1 level	Parity with Private Lines above DS1 level
Dark Fiber – IOF	Diagnostic
• Unbundled Loops:	
Analog Loop (designed provisioning)	6 days
Non-loaded Loop (2-wire)	6 days
Non-loaded Loop (4-wire)	Parity with retail DS1 Private Line
DS1-capable Loop	Parity with retail DS1 Private Line
ISDN-capable Loop	Parity with retail ISDN BRI
ADSL-qualified Loop	6 days
Loop types of DS3 and higher bit-rates (aggregate)	Parity with retail DS3 and higher bit-rate services (aggregate)
Dark Fiber – Loop	Diagnostic
Loops with Conditioning	15 days
• E911/911 Trunks	Parity with retail E911/911 Trunks
• Enhanced Extended Links (EELs)	Diagnostic

<p>Availability: Available: (except as specified below) Under Development:</p> <ul style="list-style-type: none"> • Refinement of application date treatment for LSRs received after specified cutoff times (per Note 4) – beginning with Dec 01 data on the Jun 02 report. • Reporting of UNE-P Centrex 21 – beginning with Dec 01 data on the Jun 02 report. • Reporting 15 day benchmark on results report – beginning on Jun 02 report. 	<p>Notes:</p> <ol style="list-style-type: none"> 1. For OP-4C, Saturday is counted as a business day for all orders for Resale Residence, Resale Business, and UNE-P (POTS), as well as for the retail analogues specified above as standards. For all other products under OP-4C and for all products under OP-4A, -4B, -4D, and -4E (effective with Dec 01 results and forward, beginning in the Apr 02 report). Saturday is counted as a business day when the service order is due or completed on Saturday. 2. Prior to Aug 01 results the specified Change order types (i.e., with "I" & "T" action codes) included some orders that do not strictly represent additional lines (in both wholesale and retail results). Specifically these include changes to existing lines, such as conversions, number changes, PIC changes, and class of service changes. Beginning with Aug 01 results Qwest developed the capability to exclude "Change" service orders that do not involve installation of lines. 3. According to this definition, the Applicable Due Date can change, per successive customer-initiated due date changes or delays, up to the point when a Qwest-initiated due date change occurs. At that point, the Applicable Due Date becomes fixed (i.e., with no further changes) as the date on which it was set prior to the first Qwest-initiated due date change, if any. Following the first Qwest-initiated due date change, any further customer-initiated due date changes or delays are measured as time intervals that are subtracted as indicated in the formula. These delay time intervals are calculated as stated in the description. (Though infrequent, in cases where multiple Qwest-initiated due date changes occur, the stated method for calculating delay intervals is applied to each pair of Qwest-initiated due date change and subsequent customer-initiated due date change or delay. The intervals thus calculated from each pairing of Qwest and customer-initiated due dates are summed and then subtracted as indicated in the formula.) The result of this approach is that Qwest-initiated impacts on intervals are counted in the reported interval, and customer-initiated impacts on intervals are not counted in the reported interval. 4. Prior to the Jun 02 report, OP-4 results exclude a small subset of orders, due to system limitations that prevent entering a future application date when an LSR is received after the cutoff time and the service order is issued the same day. Beginning with the Jun 02 report, OP-4 results from Dec 01 forward will reflect the elimination of this exclusion.
---	---

OP-5 – New Service Installation Quality



<p>Purpose: Evaluates quality of ordering and installation of services, focusing on the percentage of average monthly new order installations that were free of trouble reports for thirty (30) calendar days following installation, including the percentage of new service installations that experienced a trouble report on the installation date after the order is reported as work complete by the technician.</p>	
<p>Description: OP-5 Measures the monthly average percentage of new installations that are free of trouble reports within 30 calendar days of initial installation.</p> <ul style="list-style-type: none"> • New installation orders used in calculating this performance indicator (appearing in the numerator and the denominator of the OP-5 formula shown below) are all inward orders for the current and previous reporting periods, including Change (C-type) orders for additional lines. Change order types included in this measurement consist of all C orders representing inward activity (with "I" and "T" action coded line USOCs), ^{NOTE 1} (The average monthly number of new installation orders calculated in the denominator of the formula shown below will be rounded up to the nearest integer whole number.) • All trouble reports (for both out-of-service and service-affecting conditions) closed within the reporting period, which were received within thirty (30) days of the original installation of service, including on the day the order is installed are measured (for use in the numerator of the formula shown below), subject to exclusions shown below. • Because the trouble reports in the numerator of this measurement are reported on a per-line basis and therefore may exceed the number of orders it is possible for the numerator, and thus the reported result, to be negative. Accordingly, a lower limit of zero will be applied to the numerator of this measurement, reflecting that there cannot be a negative number of "new service installations." • Includes both out of service and service affecting trouble reports, subject to exclusions shown below. 	
<p>Reporting Period: One month (for trouble reports); Average of prior and current reporting month (for new installation activity)</p>	<p>Unit of Measure: Percent</p>
<p>Reporting Comparisons: CLEC aggregate, individual CLEC and Qwest Retail results</p>	<p>Disaggregation Reporting: Statewide level</p>
<p>Formula: $\left[\left(\frac{\text{Number of New Installation Orders completed in the [prior + current months]}}{2} \right) - (\text{Total Number of New Installation-related Trouble Reports closed in the reporting period within 30 Calendar Days of Order Completion, including on the day the order is installed}) \right] \div \left(\frac{\text{Number of New Installation Orders completed in the [prior + current months]}}{2} \right) \times 100$</p> <ul style="list-style-type: none"> • The value of the two-month average New Installation Orders completed is rounded up to an integer value. 	

Exclusions:

- Trouble reports coded as follows (applies to the trouble reports subtracted from the New Installation Orders in the numerator of OP-5):
 - For products measured from MTAS data trouble reports coded to disposition codes for: Customer Action (6); Non-Telco Plant (11); Trouble Beyond the Network Interface (12); and Miscellaneous – Non-Dispatch, non-Qwest (includes CPE, Customer Instruction, Carrier, Alternate Provider (13);
 - For products measured from WFA (Workforce Administration) data, trouble reports coded to trouble codes for Carrier Action (IEC) and Customer Provided Equipment (CPE)
- Subsequent trouble reports of any trouble on the installed service before the original trouble report is closed.
- Information tickets generated for internal Qwest system/network monitoring purposes.
- Trouble reports on the day of installation before the installation work is reported by the technician/installer as complete.
- Disconnect, From (another form of disconnect) and Record order types.
- Records involving official company services.
- Records with invalid due dates, application dates, or start dates.
- Records with invalid completion, cleared, or closed dates.
- Records with invalid product codes.
- Records missing data essential to the calculation of the measurement per the PID.

Product Reporting:	Standards:
• Resale	
Residential single line service	Parity with retail service
Business single line service	Parity with retail service
Centrex	Parity with retail service
Centrex 21	Parity with retail service
PBX Trunks	Parity with retail service
Basic ISDN	Parity with retail service
Qwest DSL	Parity with retail service
Primary ISDN	Parity with retail service
DS0	Parity with retail service
DS1	Parity with retail service
DS3 and higher bit-rate services (aggregate)	Parity with retail service
Frame Relay	Parity with retail service
• Unbundled Network Element – Platform (UNE-P) (POTS)	Parity with like retail service
• Unbundled Network Element – Platform (UNE-P) (Centrex 21)	Parity with retail Centrex 21
• Unbundled Network Element – Platform (UNE-P) (Centrex)	Parity with retail Centrex
• Shared Loop/Line Sharing	Parity with retail RES & BUS POTS
• Sub-Loop Unbundling	Diagnostic
• LIS Trunks	Parity with Feature Group D (aggregate)
• Unbundled Dedicated Interoffice Transport (UDIT)	
UDIT – DS1 level	Parity with retail DS1 Private Lines
UDIT – Above DS1 level	Parity with retail Private Lines above DS1 level
Dark Fiber – IOF	Diagnostic

• Unbundled Loops:	
Analog Loop	Parity with retail Res & Bus POTS with dispatch
Non-loaded Loop (2-wire)	Parity with retail ISDN BRI
Non-loaded Loop (4-wire)	Parity with retail DS1
DS1-capable Loop	Parity with retail DS1
ISDN-capable Loop	Parity with retail ISDN BRI
ADSL-qualified Loop	Parity with retail Qwest DSL with dispatch
Loop types of DS3 and higher bit-rates (aggregate)	Parity with retail DS3 and higher bit-rate services (aggregate)
Dark Fiber – Loop	Diagnostic
• E911/911 Trunks	Parity with retail E911/911 Trunks
• Enhanced Extended Links (EELs)	Diagnostic
Availability: Available (except as noted below) Under Development: • Reporting of UNE-P Centrex 21 – beginning with Dec 01 data on Jun 02 report.	Notes: 1. Prior to Aug 01 results, the specified Change order types (i.e., with “I” & “T” action codes) included some orders that do not strictly represent additional lines (in both wholesale and retail results). Specifically these include changes to existing lines, such as conversions, number changes, PIC changes, and class of service changes. Beginning with Aug 01 results Qwest developed the capability to exclude "Change" service orders that do not involve installation of lines.

OP-6 – Delayed Days

Purpose:

Evaluates the extent Qwest is late in installing services for customers, focusing on the average number of days that late orders are completed beyond the committed due date.



Description:

OP-6A – Measures the average number of business days ^{NOTE 1} that service is delayed beyond the Applicable Due Date for non-facility reasons attributed to Qwest.

- Includes all inward orders (Change, New, and Transfer order types) that are completed/closed during the reporting period, later, due to non-facility reasons, than the Applicable Due Date recorded by Qwest, subject to exclusions specified below.

OP-6B – Measures the average number of business days ^{NOTE 1} that service is delayed beyond the Applicable Due Date for facility reasons attributed to Qwest.

- Includes all inward orders (Change, New, and Transfer order types) that are completed/closed during the reporting period later due to facility reasons than the original due date recorded by Qwest, subject to exclusions specified below.

For both OP-6A and OP-6B:

- Change order types for additional lines consist of “C” orders with “I” and “T” action coded line USOCs. ^{NOTE 2}
- The Applicable Due Date is the original due date or, if changed or delayed by the customer, the most recently revised due date, subject to the following: If Qwest changes a due date for Qwest reasons, the Applicable Due Date is the customer-initiated due date, if any, that is (a) subsequent to the original due date and (b) prior to a Qwest-initiated, changed due date, if any. ^{NOTE 3}
- Time intervals associated with customer-initiated due date changes or delays occurring after the Applicable Due Date, as applied in the formula below, are calculated by subtracting the latest Qwest-initiated due date, if any, following the Applicable Due Date, from the subsequent customer-initiated due date, if any. ^{NOTE 3}

Reporting Period: One month

Unit of Measure: Average Business Days

Reporting Comparisons:
 CLEC aggregate,
 individual CLEC
 and Qwest Retail
 results

Disaggregation Reporting: Statewide level.

- Results for products/services listed under Product Reporting under “MSA-type Disaggregation” will be reported for OP-6A and OP-6B according to orders involving:
 1. Dispatches within MSAs;
 2. Dispatches outside MSAs; and
 3. No dispatches.
- Results for products/services listed in Product Reporting under “Zone-type Disaggregation” will be disaggregated according to installations:
 4. In Interval Zone 1 areas; and
 5. In Interval Zone 2 areas.

Formula:

OP-6A = $\frac{\sum[(\text{Actual Completion Date of late order for non-facility reasons}) - (\text{Applicable Due Date of late order}) - (\text{Time intervals associated with customer-initiated due date changes or delays occurring after the Applicable Due Date})]}{(\text{Total Number of Late Orders for non-facility reasons completed in the reporting period})}$

OP-6B = $\frac{\sum[(\text{Actual Completion Date of late order for facility reasons}) - (\text{Applicable Due Date of late order})] - (\text{Time intervals associated with customer-initiated due date changes or delays occurring after the Applicable Due Date})}{(\text{Total Number of Late Orders for facility reasons completed in the reporting period})}$

Exclusions:

- Orders affected only by delays that are solely for customer and/or CLEC reasons.
- Disconnect, From (another form of disconnect) and Record order types.
- Records involving official company services.
- Records with invalid due dates or application dates.
- Records with invalid completion dates.
- Records with invalid product codes.
- Records missing data essential to the calculation of the measurement per the PID.

Product Reporting:**Standards:****MSA-Type Disaggregation -**

- Resale

Residential single line service	Parity with retail service
Business single line service	Parity with retail service
Centrex	Parity with retail service
Centrex 21	Parity with retail service
DS0 (non-designed provisioning)	Parity with retail service
PBX Trunks (non-designed provisioning)	Parity with retail service
Primary ISDN (non-designed provisioning)	Parity with retail service
Basic ISDN (non-designed provisioning)	Parity with retail service
Qwest DSL (non-designed provisioning)	Parity with retail service
• Unbundled Network Element – Platform (UNE-P) (POTS)	Parity with like retail service
• Unbundled Network Element – Platform (UNE-P) (Centrex 21)	Parity with retail Centrex 21
• Unbundled Network Element – Platform (UNE-P) (Centrex)	Parity with retail Centrex
• Unbundled Loop – Analog (non-designed)	Parity with retail Res & Bus POTS with dispatch
• Shared Loop/Line Sharing	Diagnostic
• Sub-Loop Unbundling	Diagnostic

Zone-type Disaggregation -

- Resale

Primary ISDN (designed provisioning)	Parity with retail service
Basic ISDN (designed provisioning)	Parity with retail service
DS0 (designed provisioning)	Parity with retail service
DS1	Parity with retail service
PBX Trunks (designed provisioning)	Parity with retail service
Qwest DSL (designed provisioning)	Parity with retail service
DS3 and higher bit-rate services (aggregate)	Parity with retail service
Frame Relay	Parity with retail service
• LIS Trunks	Parity with Feature Group D (aggregate)
• Unbundled Dedicated Interoffice Transport (UDIT)	

UDIT – DS1 level	Parity with retail DS1 Private Line- Service
UDIT – Above DS1 level	Parity with retail Private Line- Services above DS1 level
Dark fiber – IOF	Diagnostic
• Unbundled Loops:	
Analog Loop (designed provisioning)	Parity with retail Res and Bus POTS with dispatch
Non-loaded Loop (2-wire)	Parity with retail ISDN BRI
Non-loaded Loop (4-wire)	Parity with retail DS1 Private Line
DS1-capable Loop	Parity with retail DS1 Private Line
ISDN-capable Loop	Parity with retail ISDN BRI
ADSL-qualified Loop	Parity with retail Qwest DSL, with dispatch
Loop types of DS3 and higher bit-rates (aggregate)	Parity with retail DS3 and higher bit-rate Private Line services (aggregate)
Dark Fiber – Loop	Diagnostic
• E911/911 Trunks	Parity with retail E911/911 Trunks
• Enhanced Extended Links (EELs)	Diagnostic
Availability: Available (except as specified below) Development: <ul style="list-style-type: none"> • Exclusion of orders affected only by delays solely due to customer reasons – beginning with Dec 01 data on the Jun 02 report. • Reporting of UNE-P Centrex 21 – beginning with Dec 01 data on the Jun 02 report. 	Notes: <ol style="list-style-type: none"> 1. For OP-6A-3 and OP-6B-3, Saturday is counted as a business day for all orders for Resale Residence, Resale Business, and UNE-P (POTS), as well as for the retail analogues specified above as standards. For all other products under OP-6A-3 and OP-6B-3, and for all products under OP-6A-1, -6A-2, -6A-4, -6A-5, -6B-1, -6B-2, -6B-4, and -6B-5 (effective with Dec 01 results and forward, beginning in the Apr 02 report). Saturday is counted as a business day when the service order is due or completed on Saturday. 2. Prior to Aug 01 results the specified Change order types (i.e., with “I” & “T” action codes) included some orders that do not strictly represent additional lines (in both wholesale and retail results). Specifically these include changes to existing lines, such as conversions, number changes, PIC changes, and class of service changes. Beginning with Aug 01 results Qwest developed the capability to exclude “Change” service orders that do not involve installation of lines. 3. According to this definition, the Applicable Due Date can change, per successive customer-initiated due date changes or delays, up to the point when a Qwest-initiated due date change occurs. At that point, the Applicable Due Date becomes fixed (i.e., with no further changes) as the date on which it was set prior to the first Qwest-initiated due date change, if any. Following the first Qwest-initiated due date change, any further customer-initiated due date changes or delays are measured as time intervals that are subtracted as indicated in the formula. These delay time intervals are calculated as stated in the description. (Though infrequent, in cases where multiple Qwest-initiated due date changes occur, the stated method for calculating delay intervals is applied to each pair of Qwest-initiated due date change and subsequent customer-initiated due date change or delay. The intervals thus calculated from each pairing of Qwest and customer-initiated due dates are summed and then subtracted as indicated in the formula.) The result of this approach is that Qwest-initiated impacts on intervals are counted in the reported interval, and customer-initiated impacts on intervals are not counted in the reported interval.

OP-7 – Coordinated “Hot Cut” Interval – Unbundled Loop

Purpose: Evaluates the duration of completing coordinated “hot cuts” of unbundled loops, focusing on the time actually involved in disconnecting the loop from the Qwest network and connecting/testing the loop.	
Description: Measures the average time to complete coordinated “hot cuts” for unbundled loops, based on intervals beginning with the “lift” time and ending with the completion time of Qwest’s applicable tests for the loop. <ul style="list-style-type: none"> • Includes all coordinated hot cuts of unbundled loops that are completed/closed during the reporting period, subject to exclusions specified below. • “Hot cut” refers to moving the service of existing customers from Qwest’s switch/frames to the CLEC’s equipment, via unbundled loops, that will serve the customers. • “Lift” time is defined as when Qwest disconnects the existing loop. • ”Completion time” is defined as when Qwest completes the applicable tests after connecting the loop to the CLEC. 	
Reporting Period: One month	Unit of Measure: Hours and Minutes
Reporting Comparisons: CLEC aggregate and individual CLEC results	Disaggregation Reporting: Statewide level.
Formula: $\frac{\Sigma[\text{Completion time} - \text{Lift time}]}{\text{(Total Number of unbundled loops with coordinated cutovers completed in the reporting period)}}$	
Exclusions: <ul style="list-style-type: none"> • Time intervals associated with CLEC-caused delays. • Records missing data essential to the calculation of the measurement per the PID. • Invalid start/stop dates/times or invalid scheduled date/times. 	
Product Reporting: Coordinated Unbundled Loops – Reported separately for: <ul style="list-style-type: none"> • Analog Loops • All other Loop Types 	Standard: ROC States: Diagnostic in light of OP-13 (Coordinated Cuts On Time) CO: 1 hour
Availability: <p style="text-align: center;">Available</p>	Notes:

OP-8 – Number Portability Timeliness

Purpose:

Evaluates the timeliness of cutovers of local number portability (LNP).



Description:

- OP-8B – LNP Timeliness with Loop Coordination (percent):** Measures the percentage of coordinated LNP triggers set prior to the scheduled start time for the loop.
- All orders for LNP coordinated with unbundled loops that are completed/closed during the reporting period are measured, subject to exclusions specified below.
- OP-8C – LNP Timeliness without Loop Coordination (percent):** Measures the percentage of LNP triggers set prior to the Frame Due Time or scheduled start time for the LNP cutover as applicable.
- All orders for LNP for which coordination with a loop was not requested that are completed/closed during the reporting period are measured (including standalone LNP coordinated with other than Qwest-provided Unbundled Loops and non-coordinated, standalone LNP), subject to exclusions specified below.
 - For purposes of these measurements (OP-8B and -8C), “trigger” refers to the “10-digit unconditional trigger” or Line Side Attribute (LSA) that is set or translated by Qwest.
 - “Scheduled start time” is defined as the confirmed appointment time (as stated on the FOC), or a newly negotiated time. In the case of LNP cutovers coordinated with loops, the scheduled time used in this measurement will be no later than the “lay” time for the loop.

Reporting Period: One month

Unit of Measure: Percent of triggers set on time

Reporting Comparisons: CLEC aggregate and individual CLEC results

Disaggregation Reporting: Statewide level.

Formula:

OP-8B = [(Number of LNP triggers set before the scheduled time for the coordinated loop cutover) ÷ (Total Number of LNP activations coordinated with unbundled loops completed)] x 100

OP-8C = [(Number of LNP triggers set before the Frame Due Time or Scheduled Start Time) ÷ (Total Number of LNP activations without loop cutovers completed)] x 100

Exclusions:

- CLEC-caused delays in trigger setting.
- LNP requests that do not involve automatic triggers (e.g., DID lines without separate, unique telephone numbers and Centrex 21).
- LNP requests for which the records used as sources of data for these measurements have the following types of errors:
 - Records with no PON (purchase order number) or STATE
 - Records where triggers cannot be set due to switch capabilities
 - Records with invalid due dates, application dates, or start dates.
 - Records with invalid completion dates.
 - Records missing data essential to the calculation of the measurement per the PID.

- Invalid start/stop dates/times or invalid frame due or scheduled date/times.	
Product Reporting: None	Standard: 95%
Availability: Available	Notes:

OP-13 – Coordinated Cuts On Time – Unbundled Loop

Purpose:

Evaluates the percentage of coordinated cuts of unbundled loops that are completed on time, focusing on cuts completed within one hour of the committed order due time and the percent that were started without CLEC approval.



Description:

- Includes all LSRs for coordinated cuts of unbundled loops that are completed/closed during the reporting period, subject to exclusions specified below.
- OP-13A – Measures the percentage of LSRs (CLEC orders) for all coordinated cuts of unbundled loops that are started and completed on time. For coordinated loop cuts to be counted as “on time” in this measurement, the CLEC must agree to the start time, and Qwest must (1) receive verbal CLEC approval before starting the cut or lifting the loop, (2) complete the physical work and appropriate tests, (3) complete the Qwest portion of any associated LNP orders and (4) call the CLEC with completion information, all within one hour of the time interval defined by the committed order due time.
- OP-13B – Measures the percentage of all LSRs for coordinated cuts of unbundled loops that are actually started without CLEC approval.
- “Scheduled start time” is defined as the confirmed appointment time (as stated on the FOC), or a newly negotiated appointment time.
- The “committed order due time” is based on the number and type of loops involved in the cut and is calculated by adding the applicable time interval from the following list to the scheduled start time:
 - Analog unbundled loops:

1 to 16 lines:	1 Hour
17 to 24 lines:	2 Hours
25+ lines:	Project*
 - All other unbundled loops:

1 to 5 lines:	1 Hour
6 to 8 lines:	2 Hours
9 to 11 lines:	3 Hours
12 to 24 lines:	4 Hours
25+ lines:	Project*
- *For Projects scheduled due dates and scheduled start times will be negotiated between CLEC and Qwest, but no committed order due time is established. Therefore, projects are not included in OP-13A (see exclusion below).
- ”Stop” time is defined as when Qwest notifies the CLEC that the Qwest physical work and the appropriate tests have been successfully accomplished, including the Qwest portion of any coordinated LNP orders.
- Time intervals following the scheduled start time or during the cutover process associated with customer-caused delays are subtracted from the actual cutover duration.

Where Qwest’s records of completed coordinated cut transactions are missing evidence of CLEC approval of the cutover, the cut will be counted as a miss under both OP-13A and OP-13B.

Reporting Period: One month	Unit of Measure: Percent
Reporting Comparisons: CLEC aggregate and individual CLEC results	Disaggregation Reporting: Statewide level. Results for this measurement will be reported according to: OP-13A Cuts Completed On Time OP-13B Cuts Started Without CLEC Approval

<p>Formula:</p> <p>OP-13A = $[(\text{Count of LSRs for Coordinated Unbundled Loop cuts completed "On Time"}) \div (\text{Total Number of LSRs for Coordinated Unbundled Loop Cuts completed in the reporting period})] \times 100$</p> <p>OP-13B = $[(\text{Count of LSRs for Coordinated Unbundled Loop cuts whose actual start time occurs without CLEC approval}) \div (\text{Total Number of LSRs for Coordinated Unbundled Loop Cuts completed in the reporting period})] \times 100$</p>	
<p>Exclusions:</p> <p>Applicable to OP-13A:</p> <ul style="list-style-type: none"> • Loop cuts that involve CLEC-requested non-standard methodologies, processes, or timelines. <p>OP-13A & OP-13B</p> <ul style="list-style-type: none"> • Records with invalid completion dates. • Records missing data essential to the calculation of the measurement per the PID which are not otherwise designated to be "counted as a miss". • Invalid start/stop dates/times or invalid scheduled date/times. • Projects involving 25 or more lines. 	
<p>Product Reporting: Coordinated Unbundled Loops – Reported separately for:</p> <ul style="list-style-type: none"> • Analog Loops • All Other Loops 	<p>Standard:</p> <p>OP-13A: ROC States: 95 Percent or more AZ: 90 Percent or more</p> <p>OP-13B: Diagnostic</p>
<p>Availability:</p> <p style="text-align: center;">Available</p>	<p>Notes:</p>

OP-15 – Interval for Pending Orders Delayed Past Due Date

Purpose:

Evaluates the extent to which Qwest’s pending orders are late, focusing on the average number of days the pending orders are delayed past the Applicable Due Date, as of the end of the reporting period.



Description:

OP-15A – Measures the average number of business days that pending orders are delayed beyond the Applicable Due Date for reasons attributed to Qwest.

- Includes all pending inward orders (Change, New, and Transfer order types) for which the Applicable Due Date recorded by Qwest has been missed, subject to exclusions specified below. Change order types included in this measurement consist of all “C” orders representing inward activity (with “I” and “T” action coded line USOCs).
NOTE 2
- The Applicable Due Date is the original due date or, if changed or delayed by the customer, the most recently revised due date, subject to the following: If Qwest changes a due date for Qwest reasons, the Applicable Due Date is the customer-initiated due date, if any, that is (a) subsequent to the original due date and (b) prior to a Qwest-initiated, changed due date, if any.
NOTE 3
- Time intervals associated with customer-initiated due date changes or delays occurring after the Applicable Due Date, as applied in the formula below, are calculated by subtracting the latest Qwest-initiated due date, if any, following the Applicable Due Date, from the subsequent customer-initiated due date, if any.
NOTE 3

OP-15B – Reports the number of pending orders measured in the numerator of OP-15A that were delayed for Qwest facility reasons.

Reporting Period: One month

Unit of Measure:

OP-15A – Average Business Days
NOTE 4

OP-15B – Number of orders pending facilities

Reporting Comparisons:

CLEC aggregate, individual CLEC, Qwest retail

Disaggregation Reporting:

Statewide

Formula:

OP-15A = $\frac{\sum[(\text{Last Day of Reporting Period}) - (\text{Applicable Due Date of Late Pending Order}) - (\text{Time intervals associated with customer-initiated due date changes or delays occurring after the Applicable Due Date})]}{(\text{Total Number of Pending Orders Delayed for Qwest reasons as of the last day of Reporting Period})}$

OP-15B = Count of pending orders measured in numerator of OP-15A that were delayed for Qwest facility reasons

Exclusions:

- Disconnect, From (another form of disconnect) and Record order types.
- Records involving official company services.
- Records with invalid due dates or application dates.
- Records with invalid product codes.
- Records missing data essential to the calculation of the measurement per the PID.

Product Reporting:	Standards: OP-15B = diagnostic only For OP-15A:
• Resale	
Residential single line service	Diagnostic (Expectation: Parity with retail service)
Business single line service	Diagnostic (Expectation: Parity with retail service)
Centrex	Diagnostic (Expectation: Parity with retail service)
Centrex 21	Diagnostic (Expectation: Parity with retail service)
PBX Trunk	Diagnostic (Expectation: Parity with retail service)
Basic ISDN	Diagnostic (Expectation: Parity with retail service)
Qwest DSL	Diagnostic (Expectation: Parity with retail service)
Primary ISDN	Diagnostic (Expectation: Parity with retail service)
DS0	Diagnostic (Expectation: Parity with retail service)
DS1	Diagnostic (Expectation: Parity with retail service)
DS3 and higher bit-rate services (aggregate)	Diagnostic (Expectation: Parity with retail service)
Frame Relay	Diagnostic (Expectation: Parity with retail service)
• Unbundled Network Element – Platform (UNE-P) (POTS)	Diagnostic (Expectation: Parity with retail service)
• Unbundled Network Element – Platform (UNE-P) (Centrex 21)	Diagnostic (Expectation: Parity with retail Centrex 21)
• Unbundled Network Element – Platform (UNE-P) (Centrex)	Diagnostic (Expectation: Parity with retail Centrex)
• Shared Loop/Line Sharing	Diagnostic
• Sub-Loop Unbundling	Diagnostic
• LIS Trunks	Diagnostic (Expectation: Parity with Feature Group D (aggregate)) (separately reported)
• Unbundled Dedicated Interoffice Transport (UDIT)	
UDIT – DS1 level	Diagnostic (Expectation: Parity with DS1 Private Line- Service)
UDIT – Above DS1 level	Diagnostic (Expectation: Parity with Private Line- Services above DS1 level)
Dark Fiber – IOF	Diagnostic
• Unbundled Loops:	
Analog Loop	Diagnostic (Expectation: Parity with retail Res and Bus POTS with dispatch)
Non-loaded Loop (2-wire)	Diagnostic (Expectation: Parity with retail ISDN BRI)
Non-loaded Loop (4-wire)	Diagnostic (Expectation: Parity with retail DS1)
DS1-capable Loop	Diagnostic (Expectation: Parity with retail DS1)
ISDN-capable Loop	Diagnostic (Expectation: Parity with ISDN-BRI)
ADSL-qualified Loop	Diagnostic (Expectation: Parity with retail Qwest DSL with dispatch)
Loop types of DS3 or higher bit rate (aggregate)	Diagnostic (Expectation: Parity with retail DS3 and higher bit-rate services (aggregate))
Dark Fiber – Loop	Diagnostic
• E911/911 Trunks	Diagnostic (Expectation: Parity with retail E911/911 Trunks)
• Enhanced Extended Links (EELs)	Diagnostic

<p>Availability: Available (except as specified below)</p> <p>Under Development:</p> <ul style="list-style-type: none"> Reporting of UNE-P Centrex 21 – beginning with Dec 01 data on the Jun 02 report. 	<p>Notes:</p> <ol style="list-style-type: none"> Through Jan 01 results reported include products that flow through the design process only. Beginning with Feb 01, results reported include both design flow and non-design flow for products. Prior to Aug 01 results the specified Change order types (i.e., with “I” & “T” action codes) included some orders that do not strictly represent additional lines (in both wholesale and retail results). Specifically these include changes to existing lines, such as conversions, number changes, PIC changes, and class of service changes. Beginning with Aug 01 results Qwest developed the capability to exclude "Change" service orders that do not involve installation of lines. According to this definition, the Applicable Due Date can change, per successive customer-initiated due date changes or delays, up to the point when a Qwest-initiated due date change occurs. At that point, the Applicable Due Date becomes fixed (i.e., with no further changes) as the date on which it was set prior to the first Qwest-initiated due date change, if any. Following the first Qwest-initiated due date change, any further customer-initiated due date changes or delays are measured as time intervals that are subtracted as indicated in the formula. These delay time intervals are calculated as stated in the description. (Though infrequent, in cases where multiple Qwest-initiated due date changes occur, the stated method for calculating delay intervals is applied to each pair of Qwest-initiated due date change and subsequent customer-initiated due date change or delay. The intervals thus calculated from each pairing of Qwest and customer-initiated due dates are summed and then subtracted as indicated in the formula.) The result of this approach is that Qwest-initiated impacts on intervals are counted in the reported interval, and customer-initiated impacts on intervals are not counted in the reported interval. For OP-15A, Saturday is counted as a business day for all non-dispatched orders for Resale Residence, Resale Business, and UNE-P (POTS), as well as for non-dispatched orders in the retail analogues specified above as standards (effective with Dec 01 results and forward, beginning in the Apr 02 report). For all other non-dispatched products and for all dispatched products under OP-15A, Saturday is not counted as a business day.
---	--

OP-17 – Timeliness of Disconnects associated with LNP Orders

Purpose:

Evaluates the quality of Qwest completing LNP telephone number porting, focusing on the degree to which porting occurs without implementing associated disconnects before the scheduled time/date.



Description:

OP-17A

- Measures the percentage of all LNP telephone numbers (TNs), both stand alone and associated with loops, that are ported without the incidence of disconnects being made by Qwest before the scheduled time/date, as identified by associated qualifying trouble reports.
 - Focuses on disconnects associated with timely CLEC requests for delaying the disconnects or no requests for delays.
 - The scheduled time/date is defined as 11:59 p.m. on (1) the due date of the LNP order recorded by Qwest or (2) the delayed disconnect date requested by the CLEC, where the CLEC submits a timely request for delay of disconnection.
 - A CLEC request for delay of disconnection is considered timely if received by Qwest before 8:00 p.m. MT on the current due date of the LNP order recorded by Qwest.

OP-17B

- Measures the percentage of all LNP telephone numbers (TNs), both stand alone and associated with loops, that are ported without the incidence of disconnects being made by Qwest before the scheduled time/date, as identified by associated qualifying trouble reports.
 - Includes only disconnects associated with untimely CLEC requests for delaying the disconnects.
 - A CLEC request for delay of disconnection is considered "untimely" if received by Qwest after 8:00 p.m. MT on the current due date of the LNP order recorded by Qwest and before 12:00 p.m. MT (noon) on the day after the current due date.
- Disconnects are defined as the removal of switch translations, including the 10-digit trigger.
- Disconnects that are implemented early, and thus counted as a "miss" under this measurement, are those that the CLEC identifies as such to Qwest via trouble reports, within four calendar days of the actual disconnect date, that are confirmed to be caused by disconnects being made before the scheduled time.
- Includes all CLEC orders for LNP TNs completed in the reporting period, subject to exclusions specified below.

Reporting Period: One month	Unit of Measure: Percent
Reporting Comparisons: CLEC Aggregate and Individual CLEC	Disaggregation Reporting: Statewide

Formula:

$$\left[\frac{\text{Total number of LNP TNs ported pursuant to orders completed in the reporting period} - \text{Number of TNs with qualifying trouble reports notifying Qwest that disconnection before the scheduled time has occurred}}{\text{Total Number of LNP TNs ported pursuant to orders completed in the reporting period}} \right] \times 100$$

Exclusions:

OP-17A only

- Trouble reports notifying Qwest of early disconnects associated with situations for which the CLEC has failed to submit timely requests to have disconnects held for later implementation.

OP-17A & B

- Trouble reports not related to valid requests (LSRs) for LNP and associated disconnects.
- LNP requests that do not involve automatic triggers (e.g., DID lines without separate, unique TNs, and Centrex 21).
- Records with invalid trouble receipt dates.
- Records with invalid cleared, closed or due dates.
- Records with invalid product codes.
- Records missing data essential to the calculation of the measurement per the PID.

OP-17B only

- Trouble reports notifying Qwest of early disconnects associated with situations for which the CLEC did not submit its untimely requests by 12:00 p.m. MT (noon) on the day after the LNP due date to have disconnects held for later implementation.

Product Reporting: LNP	Standard: OP-17A – 98.25% OP-17B – Diagnostic only, in light of its measuring only requests for delay of disconnect that are defined as untimely.
Availability: Available	Notes:

Maintenance and Repair
MR-2 – Calls Answered within 20 Seconds – Interconnect Repair Center



Purpose: Evaluates Customer access to Qwest's Interconnection and/or Retail Repair Center(s), focusing on the number of calls answered within 20 seconds.	
Description: Measures the percentage of Interconnection and/or Retail Repair Center calls answered within 20 seconds of the first ring. <ul style="list-style-type: none"> • Includes all calls to the Interconnect Repair Center during the reporting period, subject to exclusions specified below. • First ring is defined as when the customer's call is first placed in queue by the ACD (Automatic Call Distributor). • Answer is defined as when the call is first picked up by the Qwest agent. • Abandoned calls and busy calls are counted as not answered within 20 seconds. 	
Reporting Period: One month	Unit of Measure: Percent
Reporting Comparisons: CLEC aggregate and Qwest Retail levels.	Disaggregation Reporting: Region-wide level.
Formula: $[(\text{Total Calls Answered by Center within 20 seconds}) \div (\text{Total Calls received by Center})] \times 100$	
Explanation: Percentage is derived from total number of calls answered within 20 seconds divided by total number of calls received.	
Exclusions: Time spent in the VRU (Voice Response Unit) is not counted.	
Product Reporting: None	Standard: Parity
Availability: Available	Notes:

MR-3 – Out of Service Cleared within 24 Hours

Purpose:

Evaluates timeliness of repair for specified services, focusing on trouble reports where the out-of-service trouble reports were cleared within the standard estimate for specified services (i.e., 24 hours for out-of-service conditions).



Description:

Measures the percentage of out of service trouble reports, involving specified services, that are cleared within 24 hours of receipt of trouble reports from CLECs or from retail customers.

- Includes all trouble reports, closed during the reporting period, which involve a specified service that is out-of-service (i.e., unable to place or receive calls), subject to exclusions specified below.
- Time measured is from date and time of receipt to date and time trouble is indicated as cleared.

Reporting Period: One month

Unit of Measure: Percent

Reporting Comparisons:
 CLEC aggregate, individual CLEC and Qwest Retail results

Disaggregation Reporting: Statewide level.

- Results for product/services listed in Product Reporting under "MSA-Type Disaggregation" will be disaggregated and reported according to trouble reports involving:
 - MR-3A Dispatches within MSAs;
 - MR-3B Dispatches outside MSAs; and
 - MR-3C No dispatches.
- Results for products/services listed in Product Reporting under "Zone-type Disaggregation" will be disaggregated according to trouble reports involving:
 - MR-3D In Interval Zone 1 areas; and
 - MR-3E In Interval Zone 2 areas.

Formula:

$$\frac{[(\text{Number of Out of Service Trouble Reports closed in the reporting period that are cleared within 24 hours}) \div (\text{Total Number of Out of Service Trouble Reports closed in the reporting period})] \times 100}{}$$

Explanation: Percentage is obtained by dividing the total number of OOS reports cleared within 24 hours by the total number of OOS reports closed during the measurement period.

Exclusions:

- Trouble reports coded as follows:
 - For products measured from MTAS data (products listed for MSA-type disaggregation), trouble reports coded to disposition codes for: Customer Action (6); Non-Telco Plant (11); Trouble Beyond the Network Interface (12); and Miscellaneous – Non-Dispatch, non-Qwest (includes CPE, Customer Instruction, Carrier, Alternate Provider (13);
 - For products measured from WFA (Workforce Administration) data (products listed for Zone-type disaggregation) trouble reports coded to trouble codes for Carrier Action (IEC) and Customer Provided Equipment (CPE).
- Subsequent trouble reports of any trouble before the original trouble report is closed.
- Information tickets generated for internal Qwest system/network monitoring purposes.
- Time delays due to "no access" are excluded from repair time for products/services listed in Product Reporting under "Zone-type Disaggregation".

- For products measured from MTAS data (products listed for MSA-type disaggregation), trouble reports involving a "no access" delay.
- Trouble reports on the day of installation before the installation work is reported by the technician/installer as complete.
- Records involving official company services.
- Records with invalid trouble receipt dates.
- Records with invalid cleared or closed dates.
- Records with invalid product codes.
- Records missing data essential to the calculation of the measurement per the PID.

Product Reporting:	Standards:
MSA-Type Disaggregation -	
• Resale	
Residential single line service	Parity with retail service
Business single line service	Parity with retail service
Centrex	Parity with retail service
Centrex 21	Parity with retail service
PBX Trunks	Parity with retail service
Basic ISDN	Parity with retail service
• Unbundled Network Element – Platform (UNE-P) (POTS)	Parity with appropriate retail service
• Unbundled Network Element – Platform (UNE-P) (Centrex 21)	Parity with retail Centrex 21
• Unbundled Network Element – Platform (UNE-P) (Centrex)	Parity with retail Centrex
• Shared Loop/Line Sharing	ROC States: Parity with RES and BUS POTS
	CO: Parity with Qwest DSL
• Sub-Loop Unbundling	ROC States: Diagnostic
	CO: Parity with retail ISDN-BRI
Zone-type Disaggregation -	
• Resale	
Qwest DSL	Parity with retail service
• Unbundled Loops	
Analog Loop	Parity with retail Res and Bus POTS
Non-loaded Loop (2 wire)	Parity with retail ISDN-BRI
ISDN-capable Loop	Parity with ISDN-BRI
ADSL-qualified Loop	Parity with retail Qwest DSL
Availability: Available (except at noted below)	Notes:
Under Development: • Reporting of UNE-P Centrex 21 – beginning with Dec 01 data on the Jun 02 report.	

MR-4 – All Troubles Cleared within 48 hours

Purpose:

Evaluates timeliness of repair for specified services, focusing on trouble reports of all types (both out of service and service affecting) and on the number of such trouble reports cleared within the standard estimate for specified services (i.e., 48 hours for service-affecting conditions).



Description:

Measures the percentage of trouble reports, for specified services, that are cleared within 48 hours of receipt of trouble reports from CLECs or from retail customers.

- Includes all trouble reports, closed during the reporting period, which involve a specified service, subject to exclusions specified below.
- Time measured is from date and time of receipt to date and time trouble is indicated as cleared.

Reporting Period: One month

Unit of Measure: Percent

Reporting Comparisons:

CLEC aggregate, individual CLEC and Qwest Retail results

Disaggregation Reporting: Statewide level.

- Results for product/services listed in Product Reporting under "MSA-Type Disaggregation" will be disaggregated and reported according to trouble reports involving:
 - MR-4A Dispatches within MSAs;
 - MR-4B Dispatches outside MSAs; and
 - MR-4C No dispatches.
- Results for products/services listed in Product Reporting under "Zone-type Disaggregation" will be disaggregated according to trouble reports involving:
 - MR-4D In Interval Zone 1 areas; and
 - MR-4E In Interval Zone 2 areas

Formula:

$$[(\text{Total Trouble Reports closed in the reporting period that are cleared within 48 hours}) \div (\text{Total Trouble Reports closed in the reporting period})] \times 100$$

Exclusions:

- Trouble reports coded as follows:
 - For products measured from MTAS data (products listed for MSA-type disaggregation), trouble reports coded to disposition codes for: Customer Action (6); Non-Telco Plant (11); Trouble Beyond the Network Interface (12); and Miscellaneous – Non-Dispatch, non-Qwest (includes CPE, Customer Instruction, Carrier, Alternate Provider (13));
 - For products measured from WFA (Workforce Administration) data (products listed for Zone-type disaggregation) trouble reports coded to trouble codes for Carrier Action (IEC) and Customer Provided Equipment (CPE).
- Subsequent trouble reports of any trouble before the original trouble report is closed.
- Information tickets generated for internal Qwest system/network monitoring purposes.
- Time delays due to "no access" are excluded from repair time for products/services listed in Product Reporting under "Zone-type Disaggregation".
- For products measured from MTAS data (products listed for MSA-type disaggregation), trouble reports involving a "no access" delay.

- Trouble reports on the day of installation before the installation work is reported by the technician/installer as complete.
- Records involving official company services.
- Records with invalid trouble receipt dates.
- Records with invalid cleared or closed dates.
- Records with invalid product codes.
- Records missing data essential to the calculation of the measurement per the PID.

Product Reporting:	Standards:
MSA-Type Disaggregation -	
• Resale	
Residential single line service	Parity with retail service
Business single line service	Parity with retail service
Centrex	Parity with retail service
Centrex 21	Parity with retail service
PBX Trunks	Parity with retail service
Basic ISDN	Parity with retail service
• Unbundled Network Element – Platform (UNE-P) (POTS)	Parity with appropriate retail service
• Unbundled Network Element – Platform (UNE-P) (Centrex 21)	Parity with retail Centrex 21
• Unbundled Network Element – Platform (UNE-P) (Centrex)	Parity with retail Centrex
• Shared Loop/Line Sharing	Parity with RES and BUS POTS
• Sub-Loop Unbundling	Diagnostic
Zone-Type Disaggregation -	
• Resale	
Qwest DSL	Parity with retail service
• Unbundled Loops:	
Analog Loop	Parity with retail Res and Bus POTS
Non-loaded Loop (2 wire)	Parity with retail ISDN-BRI
ISDN-capable Loop	Parity with retail ISDN-BRI
ADSL-qualified Loop	Parity with retail Qwest DSL
Availability: Available (except at noted below)	Notes:
Under Development:	
• Reporting of UNE-P Centrex 21 – beginning with Dec 01 data on the Jun 02 report.	

MR-5 – All Troubles Cleared within 4 hours

Purpose:

Evaluates timeliness of repair for specified services, focusing on all trouble reports of all types (including out of service and service affecting troubles) and on the number of such trouble reports cleared within the standard estimate for specified services (i.e., 4 hours).



Description:

Measures the percentage of trouble reports for specified services that are cleared within 4 hours of receipt of trouble reports from CLECs or from retail customers.

- Includes all trouble reports, closed during the reporting period, which involve a specified service, subject to exclusions specified below.
- Time measured is from date and time of receipt to date and time trouble is cleared.

Reporting Period: One month

Unit of Measure: Percent

Reporting Comparisons: CLEC aggregate, individual CLEC and Qwest Retail results

Disaggregation Reporting: Statewide level.
 Results for listed products will be disaggregated according to trouble reports:

- MR-5A In Interval Zone 1 areas; and
- MR-5B In Interval Zone 2 areas.

Formula:

$[(\text{Number of Trouble Reports closed in the reporting period that are cleared within 4 hours}) \div (\text{Total Trouble Reports closed in the reporting period})] \times 100$

Exclusions:

- Trouble reports coded as follows:
 - For products measured using WFA (Workforce Administration) data (products listed for Zone-type disaggregation) trouble reports coded to trouble codes for Carrier Action (IEC) and Customer Provided Equipment (CPE).
- Subsequent trouble reports of any trouble before the original trouble report is closed.
- Information tickets generated for internal Qwest system/network monitoring purposes.
- Time delays due to "no access" are excluded from repair time.
- Trouble reports on the day of installation before the installation work is reported by the technician/installer as complete.
- Records involving official company services.
- Records with invalid trouble receipt dates.
- Records with invalid cleared or closed dates.
- Records with invalid product codes.
- Records missing data essential to the calculation of the measurement per the PID.

Product Reporting:	Standards:
Zone-Type Disaggregation -	
• Resale	
Primary ISDN	Parity with retail service
DS0	Parity with retail service
DS1	Parity with retail service
DS3 and higher bit-rate services (aggregate)	Parity with retail service
Frame Relay	Parity with retail service
• LIS Trunks	Parity with Feature Group D (aggregate)
• Unbundled Dedicated Interoffice Transport (UDIT)	
UDIT – DS1 level	Parity with DS1 Private Line Service
UDIT – Above DS1 level	Parity with Private Line Services above DS1 level
• Unbundled Loops:	
Non-loaded Loop (4-wire)	Parity with retail DS1
DS1-capable Loop	Parity with retail DS1
Loop types of DS3 and higher bit-rates (aggregate)	Parity with retail DS3 and higher bit-rate services (aggregate)
• E911/911 Trunks	Parity with retail E911/911 Trunks
• Enhanced Extended Links (EELs)	Diagnostic
Availability: Available	Notes:

MR-6 – Mean Time to Restore

Purpose:

Evaluates timeliness of repair, focusing how long it takes to restore services to proper operation.



Description:

Measures the time actually taken to clear trouble reports.

- Includes all trouble reports closed during the reporting period, subject to exclusions specified below.
- Includes customer direct reports, customer-relayed reports, and test assist reports that result in a trouble report.
- Time measured is from date and time of receipt to date and time trouble is cleared.

Reporting Period: One month

Unit of Measure: Hours and Minutes

Reporting

Comparisons:
 CLEC aggregate,
 individual CLEC
 and Qwest Retail
 results

Disaggregation Reporting: Statewide level.

- Results for product/services listed in Product Reporting under "MSA-Type Disaggregation" will be reported according to trouble reports involving:
 - MR-6A Dispatches within MSAs;
 - MR-6B Dispatches outside MSAs; and
 - MR-6C No dispatches.
- Results for products/services listed in Product Reporting under "Zone-type Disaggregation" will be disaggregated according to trouble reports involving:
 - MR-6D In Interval Zone 1 areas; and
 - MR-6E In Interval Zone 2 areas.

Formula:

$\sum[(\text{Date \& Time Trouble Report Cleared}) - (\text{Date \& Time Trouble Report Opened})] \div (\text{Total number of Trouble Reports closed in the reporting period})$

Exclusions:

- Trouble reports coded as follows:
 - For products measured from MTAS data (products listed for MSA-type disaggregation), trouble reports coded to disposition codes for: Customer Action (6); Non-Telco Plant (11); Trouble Beyond the Network Interface (12); and Miscellaneous – Non-Dispatch, non-Qwest (includes CPE, Customer Instruction, Carrier, Alternate Provider (13);
 - For products measured from WFA (Workforce Administration) data (products listed for Zone-type disaggregation) trouble reports coded to trouble codes for Carrier Action (IEC) and Customer Provided Equipment (CPE).
- Subsequent trouble reports of any trouble before the original trouble report is closed.
- Information tickets generated for internal Qwest system/network monitoring purposes.
- Time delays due to "no access" are excluded from repair time for products/services listed in Product Reporting under "Zone-type Disaggregation".
- For products measured from MTAS data (products listed for MSA-type disaggregation), trouble reports involving a "no access" delay.

- Trouble reports on the day of installation before the installation work is reported by the technician/installer as complete.
- Records involving official company services.
- Records with invalid trouble receipt dates.
- Records with invalid cleared or closed dates.
- Records with invalid product codes.
- Records missing data essential to the calculation of the measurement per the PID.

Product Reporting:	Standards:
MSA-Type Disaggregation -	
• Resale	
Residential single line service	Parity with retail service
Business single line service	Parity with retail service
Centrex	Parity with retail service
Centrex 21	Parity with retail service
PBX Trunks	Parity with retail service
Basic ISDN	Parity with retail service
• Unbundled Network Element – Platform (UNE-P) (POTS)	Parity with like retail service
• Unbundled Network Element – Platform (UNE-P) (Centrex 21)	Parity with retail Centrex 21
• Unbundled Network Element – Platform (UNE-P) (Centrex)	Parity with retail Centrex
• Shared Loop/Line Sharing	ROC States: Parity with RES and BUS POTS CO: Parity with Qwest DSL
• Sub-Loop Unbundling	ROC States: Diagnostic CO: Parity with retail ISDN-BRI
Zone-Type Disaggregation -	
• Resale	
Qwest DSL	Parity with retail service
Primary ISDN	Parity with retail service
DS0	Parity with retail service
DS1	Parity with retail service
DS3 and higher bit-rate services (aggregate)	Parity with retail service
Frame Relay	Parity with retail service
• LIS Trunks	Parity with Feature Group D (aggregate)
• Unbundled Dedicated Interoffice Transport (UDIT)	
UDIT – DS1 level	Parity with retail DS1 Private Line
UDIT – Above DS1 level	Parity with retail Private Lines above DS1 level
Dark Fiber – IOF	Diagnostic
• Unbundled Loops:	
Analog Loop	Parity with retail Res and Bus POTS
Non-loaded Loop (2-wire)	Parity with retail ISDN BRI
Non-loaded Loop (4-wire)	Parity with retail DS1 Private Line
DS1-capable Loop	Parity with retail DS1 Private Line
ISDN-capable Loop	Parity with retail ISDN BRI
ADSL-qualified Loop	Parity with retail Qwest DSL
Loop types of DS3 and higher bit-rates (aggregate)	Parity with retail DS3 and higher bit-rate Private Line services (aggregate)
Dark Fiber – Loop	Diagnostic
• E911/911 Trunks	Parity with retail E911/911 Trunks
• Enhanced Extended Links (EELs)	Diagnostic
Availability: Available (except at noted below)	Notes: 1. Saturday is counted as a business day when the repair is completed on Saturday.
Under Development: • Reporting of UNE-P Centrex 21 – beginning with Dec 01 data on the Jun 02 report.	

Purpose:

Evaluates the accuracy of repair actions, focusing on the number of repeated trouble reports received for the same trouble within a specified period (30 calendar days).



Description:

Measures the percentage of trouble reports that are repeated within 30 days on end user lines and circuits.

- Includes all trouble reports closed during the reporting period that are received within thirty (30) days of the previous trouble report for the same service (regardless of whether the report is about the same type of trouble for that service), subject to exclusions specified below.
- In determining same service Qwest will compare the end user telephone number or circuit number of the trouble reports with reports received in the prior 30 days.
- Includes reports due to Qwest network or system causes, customer-direct and customer-relayed reports.
- The 30-day period applied in the numerator of the formula below is from the date and time that the immediately-preceding trouble report is closed to the date and time that the next, or “repeat” trouble report is received (i.e., opened).

Reporting Period: One month

Unit of Measure: Percent

Reporting Comparisons:
 CLEC aggregate, individual CLEC and Qwest Retail results

Disaggregation Reporting: Statewide level.

- Results for product/services listed in Product Reporting under “MSA-Type Disaggregation” will be reported according to trouble reports involving:
 - MR-7A Dispatches within MSAs;
 - MR-7B Dispatches outside MSAs; and
 - MR-7C No dispatches.
- Results for products/services listed in Product Reporting under “Zone-type Disaggregation” will be disaggregated according to trouble reports involving:
 - MR-7D In Interval Zone 1 areas; and
 - MR-7E In Interval Zone 2 areas.

Formula:

$$[(\text{Total repeated trouble reports closed within the reporting period that were received within 30 calendar days of when the preceding initial trouble report closed}) \div (\text{Total number of Trouble Reports Closed in the reporting period})] \times 100$$

Exclusions:

- Trouble reports coded as follows:
 - For products measured from MTAS data (products listed for MSA-type disaggregation), trouble reports coded to disposition codes for: Customer Action (6); Non-Telco Plant (11); Trouble Beyond the Network Interface (12); and Miscellaneous – Non-Dispatch, non-Qwest (includes CPE, Customer Instruction, Carrier, Alternate Provider (13);

- For products measured from WFA (Workforce Administration) data (products listed for Zone-type disaggregation) trouble reports coded to trouble codes for Carrier Action (IEC) and Customer Provided Equipment (CPE).
 - Subsequent trouble reports of any trouble before the original trouble report is closed
 - Information tickets generated for internal Qwest system/network monitoring purposes.
 - Trouble reports on the day of installation before the installation work is reported by the technician/installer as complete.
 - Records involving official company services.
 - Records with invalid trouble receipt dates.
 - Records with invalid cleared or closed dates.
 - Records with invalid product codes.
 - Records missing data essential to the calculation of the measurement per the PID.

Product Reporting:	Standards:
MSA-Type Disaggregation -	
• Resale	
Residential single line service	Parity with retail service
Business single line service	Parity with retail service
Centrex	Parity with retail service
Centrex 21	Parity with retail service
PBX Trunks	Parity with retail service
Basic ISDN	Parity with retail service
• Unbundled Network Element – Platform (UNE-P) (POTS)	Parity with like retail service
• Unbundled Network Element – Platform (UNE-P) (Centrex 21)	Parity with retail Centrex 21
• Unbundled Network Element – Platform (UNE-P) (Centrex)	Parity with retail Centrex
• Shared Loop/Line Sharing	ROC States: Diagnostic Comparison with Qwest Retail DSL
	AZ & CO: Parity with Qwest Retail DSL
• Sub-Loop Unbundling	ROC States: Diagnostic
	CO: Parity with retail ISDN-BRI
Zone-Type Disaggregation -	
• Resale	
Qwest DSL	Parity with retail service
Primary ISDN	Parity with retail service
DS0	Parity with retail service
DS1	Parity with retail service
DS3 and higher bit-rate services (aggregate)	Parity with retail service
Frame Relay	Parity with retail service
• LIS Trunks	Parity with Feature Group D (aggregate)
• Unbundled Dedicated Interoffice Transport (UDIT)	
UDIT – DS1 level	Parity with retail DS1 Private Line
UDIT – Above DS1 level	Parity with retail Private Lines above DS1 level
Dark Fiber – IOF	Diagnostic
• Unbundled Loops:	
Analog Loop	Parity with retail Res and Bus POTS
Non-loaded Loop (2-wire)	Parity with retail ISDN BRI
Non-loaded Loop (4-wire)	Parity with retail DS1 Private Line
DS1-capable Loop	Parity with retail DS1 Private Line
ISDN-capable Loop	Parity with retail ISDN BRI
ADSL-qualified Loop	Parity with retail Qwest DSL
Loop types of DS3 and higher bit-rates (aggregate)	Parity with retail DS3 and higher bit-rate Private Line services (aggregate)
Dark Fiber – Loop	Diagnostic
• E911/911 Trunks	Parity with retail E911/911 Trunks
• Enhanced Extended Links (EELs)	Diagnostic

<p>Availability: Available (except at noted below)</p> <p>Under Development:</p> <ul style="list-style-type: none">• Reporting of UNE-P Centrex 21 – beginning with Dec 01 data on the Jun 02 report.	<p>Notes:</p>
--	----------------------

MR-8 – Trouble Rate

Purpose:

Evaluates the overall rate of trouble reports as a percentage of the total installed base of the service or element.



Description:

Measures trouble reports by product and compares them to the number of lines in service.

- Includes all trouble reports closed during the reporting period, subject to exclusions specified below.
- Includes all applicable trouble reports, including those that are out of service and those that are only service-affecting.

Reporting Period: One month

Unit of Measure: Percent

Reporting Comparisons: CLEC aggregate, individual CLEC and Qwest Retail results

Disaggregation Reporting: Statewide level.

Formula:

$$\frac{\text{[(Total number of trouble reports closed in the reporting period involving the specified service grouping)]}}{\text{(Total number of the specified services that are in service in the reporting period)}} \times 100$$

Exclusions:

- Trouble reports coded as follows:
 - For products measured from MTAS data, trouble reports coded to disposition codes for: Customer Action (6); Non-Telco Plant (11); Trouble Beyond the Network Interface (12); and Miscellaneous – Non-Dispatch, non-Qwest (includes CPE, Customer Instruction, Carrier, Alternate Provider (13);
 - For products measured from WFA data trouble reports coded to trouble codes for Carrier Action (IEC) and Customer Provided Equipment (CPE).
- Subsequent trouble reports of any trouble before the original trouble report is closed.
- Information tickets generated for internal Qwest system/network monitoring purposes.
- Trouble reports on the day of installation before the installation work is reported by the technician/installer as complete.
- Records involving official company services.
- Records with invalid trouble receipt dates.
- Records with invalid cleared or closed dates.
- Records with invalid product codes.
- Records missing data essential to the calculation of the measurement per the PID.

Product Reporting:	Standards:
• Resale	
Residential single line service	Parity with retail service
Business single line service	Parity with retail service
Centrex	Parity with retail service
Centrex 21	Parity with retail service
PBX Trunks	Parity with retail service
Basic ISDN	Parity with retail service
Qwest DSL	Parity with Qwest DSL service
Primary ISDN	Parity with retail service
DS0	Parity with retail service
DS1	Parity with retail service
DS3 and higher bit-rate services (aggregate)	Parity with retail service
Frame Relay	Parity with retail service
• Unbundled Network Element – Platform (UNE-P) (POTS)	Parity with like retail service
• Unbundled Network Element – Platform (UNE-P) (Centrex 21)	Parity with retail Centrex 21
• Unbundled Network Element – Platform(UNE-P) (Centrex)	Parity with retail Centrex
• Shared Loop/Line Sharing	ROC States: Parity with RES and BUS POTS CO: Parity with Qwest DSL
• Sub-Loop Unbundling	ROC States: Diagnostic CO: Parity with retail ISDN-BRI
• LIS Trunks	Parity with Feature Group D (aggregate)
• Unbundled Dedicated Interoffice Transport (UDIT)	
UDIT – DS1 level	Parity with retail DS1 Private Line Service
UDIT – Above DS1 level	Parity with retail Private Lines above DS1 level
Dark Fiber – IOF	Diagnostic
• Unbundled Loops:	
Analog Loop	Parity with retail Res and Bus POTS
Non-loaded Loop (2-wire)	Parity with retail ISDN BRI
Non-loaded Loop (4-wire)	Parity with retail DS1 Private Line
DS1-capable Loop	Parity with retail DS1 Private Line
ISDN-capable Loop	Parity with retail ISDN BRI
ADSL-qualified Loop	Parity with retail Qwest DSL
Loop types of DS3 and higher bit-rates (aggregate)	Parity with retail DS3 and higher bit-rate services (aggregate)
Dark Fiber – Loop	Diagnostic
• E911/911 Trunks	Parity with retail E911/911 Trunks
• Enhanced Extended Links (EELs)	Diagnostic
Availability: Available (except at noted below)	Notes:
Under Development: • Reporting of UNE-P Centrex 21 – beginning with Dec 01 data on the Jun 02 report.	

MR-9 – Repair Appointments Met

Purpose:

Evaluates the extent to which Qwest repairs services for Customers by the appointment date and time.



Description:

Measures the percentage of trouble reports for which the appointment date and time is met.

- Includes all trouble reports closed during the reporting period, subject to exclusions specified below.
- Time measured is from date and time of receipt to date and time trouble is indicated as cleared.

Reporting Period: One month

Unit of Measure: Percent

Reporting Comparisons:

CLEC aggregate,
 individual CLEC and
 Qwest Retail results

Disaggregation Reporting: Statewide level.

Results for listed services will be disaggregated and reported according to trouble reports involving:
 MR-9A Dispatches within MSAs;
 MR-9B Dispatches outside MSAs; and
 MR-9C No dispatches.

Formula:

$$\left[\frac{\text{Total Trouble Reports Cleared by appointment date and time}}{\text{Total Trouble Reports Closed in the Reporting Period}} \right] \times 100$$

Exclusions:

- Trouble reports coded as follows:
 - For products measured from MTAS data, trouble reports coded to disposition codes for: Customer Action (6); Non-Telco Plant (11); Trouble Beyond the Network Interface (12); and Miscellaneous – Non-Dispatch, non-Qwest (includes CPE, Customer Instruction, Carrier, Alternate Provider (13);
- Subsequent trouble reports of any trouble before the original trouble report is closed.
- Information tickets generated for internal Qwest system/network monitoring purposes.
- Time delays due to “no access” are excluded from repair time by using the rescheduled appointment time to determine if the repair appointment is met.
- Trouble reports on the day of installation before the installation work is reported by the technician/installer as complete.
- Records involving official company services.
- Records with invalid trouble receipt dates.
- Records with invalid cleared or closed dates.
- Records with invalid product codes.
- Records missing data essential to the calculation of the measurement per the PID.

Product Reporting: Resale: Residential single line service Business single line service Centrex PBX Trunks Basic ISDN Unbundled Elements – Platform (UNE-P) (POTS)	Standard: Parity
Availability: Available	Notes:

MR-10 – Customer and Non-Qwest Related Trouble Reports

Purpose:

Evaluates the extent that trouble reports were customer related, and provides diagnostic information to help address potential issues that might be raised by the core maintenance and repair performance indicators.



Description:

Measures the percentage of all trouble reports that are attributed to the customer as a percentage of all trouble reports resolved during the reporting period, subject to exclusions specified below.

Includes trouble reports closed during the reporting period coded as follows:

- For products measured from MTAS data, trouble reports coded to disposition codes for: Customer Action (6); Non-Telco Plant (11), Trouble Beyond the Network Interface (12); and Miscellaneous – Non-Dispatch, non-Qwest (includes CPE, Customer Instruction, Carrier, Alternate Provider (13); and trouble reports involving a "no access" delay for MSA type disaggregated products.
- For products measured from WFA (Workforce Administration) data trouble reports coded to trouble codes for Carrier Action (IEC) and Customer Provided Equipment (CPE).

Reporting Period: One month

Unit of Measure: Percent

Reporting Comparisons: CLEC aggregate, individual CLEC and Qwest Retail results

Disaggregation Reporting: Statewide level.

Formula:

$$[(\text{Number of Trouble Reports coded to disposition codes specified above}) \div (\text{Total Number of Trouble Reports Closed in the Reporting Period})] \times 100$$

Exclusions:

- Subsequent trouble reports of any trouble before the original trouble report is closed
- Information tickets generated for internal Qwest system/network monitoring purposes.
- Records involving official company services.
- Records with invalid trouble receipt dates.
- Records with invalid cleared or closed dates.
- Records with invalid product codes.
- Records missing data essential to the calculation of the measurement per the PID.
- Trouble reports on the day of installation before the installation work is reported by the technician/installer as complete.

Product Reporting:	Standards:
• Resale	
Residential single line service	Diagnostic
Business single line service	Diagnostic
Centrex	Diagnostic
Centrex 21	Diagnostic
PBX Trunks	Diagnostic
Basic ISDN	Diagnostic
Qwest DSL	Diagnostic
• Unbundled Network Element – Platform (UNE-P) (POTS)	Diagnostic
• Unbundled Network Element – Platform (UNE-P) (Centrex 21)	Parity with retail Centrex 21
• Unbundled Network Element – Platform (UNE-P) (Centrex)	Diagnostic
• Resale	
Primary ISDN	Diagnostic
DS0	Diagnostic
DS1	Diagnostic
DS3 and higher bit-rate services (aggregate)	Diagnostic
Frame Relay	Diagnostic
• LIS Trunks	Diagnostic
• Unbundled Dedicated Interoffice Transport (UDIT)	
UDIT – DS1 level	Diagnostic
UDIT – Above DS1 level	Diagnostic
• Unbundled Loops:	
Analog Loop	Diagnostic
Non-loaded Loop (2-wire)	Diagnostic
Non-loaded Loop (4-wire)	Diagnostic
DS1-capable Loop	Diagnostic
ISDN-capable Loop	Diagnostic
ADSL-qualified Loop	Diagnostic
Loop types of DS3 and higher bit-rates (aggregate)	Diagnostic
• E911/911 Trunks	Diagnostic
Availability: Available (except at noted below)	Notes:
Under Development: • Reporting of UNE-P Centrex 21 – beginning with Dec 01 data on the Jun 02 report.	

MR-11 – LNP Trouble Reports Cleared within 24 Hours

Purpose:

Evaluates timeliness of clearing LNP trouble reports, focusing on the degree to which residence and business, disconnect-related, out-of-service trouble reports are cleared within four business hours and all LNP-related trouble reports are cleared within 48 hours.



Description:

MR-11A: Measures the percentage of specified LNP-only (i.e., not unbundled-loop), residence and business, out-of-service trouble reports that are cleared within four business hours of Qwest receiving these trouble reports from CLECs.

- Includes only trouble reports that are received on or before the currently-scheduled due date of the actual LNP-related disconnect time/date, or the next business day, that are confirmed to be caused by disconnects being made before the scheduled time, and that are closed during the reporting period, subject to exclusions specified below.

MR-11B: Measures the percentage of specified LNP-only trouble reports that are cleared within 48 hours of Qwest receiving these trouble reports from CLECs.

- Includes all LNP-only trouble reports, received within four calendar days of the actual LNP-related disconnect date and closed during the reporting period.
- The “currently-scheduled due date/time” is the original due date/time established by Qwest in response to CLEC/customer request for disconnection of service ported via LNP or, if CLEC submits to Qwest a timely or untimely request for delay of disconnection, it is the CLEC/customer-requested later date/time.
- A request for delay of disconnection is considered timely if received by Qwest before 8:00 p.m. MT on the due date that Qwest has on record at the time of the request.
- A request for delay of disconnection is considered untimely if received by Qwest after 8:00 p.m. MT on the due date and before 12:00 p.m. MT (noon) on the day after the due date
- Time measured is from the date and time Qwest receives the trouble report to the date and time trouble is cleared.

Reporting Period: One month	Unit of Measure: Percent
Reporting Comparisons: CLEC Aggregate and Individual CLEC	Disaggregation Reporting: Statewide level (all are “non-dispatched”).

Formula:

MR-11A = [(Number of specified out-of-service LNP-only Trouble Reports, for LNP-related troubles confirmed to be caused by disconnects, that Qwest executed before the currently-scheduled due date/time, that were closed in the reporting period and cleared within four business hours) ÷ (Total Number of specified out of service LNP-only Trouble Reports for LNP-related troubles confirmed to be caused by disconnects that Qwest executed before the currently-scheduled due date/time, that were closed in the reporting period)] x 100

MR-11B = [(Number of specified LNP-only Trouble Reports closed in the reporting period that were cleared within 48 hours) ÷ (Total Number of specified LNP-only Trouble Reports closed in the reporting

period)] x 100	
Exclusions: <ul style="list-style-type: none"> • Trouble reports attributed to customer or non-Qwest reasons • Trouble reports not related to valid requests (LSRs) for LNP and associated disconnects. • Subsequent trouble reports of LNP trouble before the original trouble report is closed. • For MR-11B only: Trouble reports involving a “no access” delay. • Information tickets generated for internal Qwest system/network monitoring purposes. • Records involving official company services. • Records with invalid trouble receipt dates. • Records with invalid cleared or closed dates. • Records with invalid product codes. • Records missing data essential to the calculation of the measurement per the PID. 	
Product Reporting: LNP	Standards: <u>MR-11A:</u> <ul style="list-style-type: none"> • If OP-17 result meets its standard, the MR-11A standard is Diagnostic. • If OP-17 result does not meet its standard, the MR-11A standard is as follows: <ul style="list-style-type: none"> - For 0-20 trouble reports*: No more than 1 ticket cleared in > four business hours - For > 20 trouble reports*: The lesser of 95% or Parity with MR-3C results for Retail Residence and Business <u>MR-11B:</u> <ul style="list-style-type: none"> • For 0-20 trouble reports**: No more than 1 ticket cleared > 48 hours • For > 20 trouble reports**: The lesser of 95% or Parity with MR-4C results for Retail Residence and * Based on MR-11A denominator. ** Based on MR-11B denominator.
Availability: Available	Notes:

MR-12 – LNP Trouble Reports – Mean Time to Restore Measurement dropped from PID



BI-1 – Time to Provide Recorded Usage Records

Purpose:

Evaluates the timeliness with which Qwest provides recorded daily usage records to CLECs.



Description:

Measures the average time interval from date of recorded daily usage to date usage records are transmitted or made available to CLECs as applicable.

BI-1A – Measures recorded daily usage for UNEs and Resale and includes industry standard electronically transmitted usage records for feature group switched access,^{NOTE 1} local measured usage, local message usage, toll usage, and local exchange service components priced on a per-use basis, subject to exclusions specified below.

BI-1B – Measures the percent of recorded daily usage for Jointly provided switched access provided within four days. This includes usage created by the CLEC and Qwest or IXC providing access, usually via 2-way Feature Group X trunk groups for Feature Group A, Feature Group B, Feature Group D, Phone to Phone IP Telephony, 8XX access, and 900 access and their successors or similar Switched Access services.

BI-1C – Provides separate reporting for two elements captured in BI-1A above, as follows:

- BI-1C-1 – Measures recorded daily usage for UNEs and Resale and includes industry standard electronically transmitted usage records for feature group switched access,^{NOTE 1} subject to exclusions specified below.
- BI-1C-2 – Measures recorded daily usage for UNEs and Resale and includes industry standard electronically transmitted usage records for local measured usage, local message usage, toll usage, and local exchange service components priced on a per-use basis, subject to exclusions specified below.

Reporting Period: One month

Unit of Measure:

BI-1A, BI-1C-1, BI-1C-2: Average Business Days

BI-1B: Percent

Reporting Comparisons: CLEC aggregate, individual CLECs, and Qwest Retail results

Disaggregation Reporting: State level.

Formula:

BI-1A, BI-1C-1, BI-1C-2 (for specified products & records) = $\sum(\text{Date Record Transmitted or made available} - \text{Date Usage Recorded}) \div (\text{Total number of records})$

BI-1B = $[(\# \text{ of daily usage records for Jointly provided switched access sent within four days}) \div (\text{Total daily usage records for Jointly provided switched access in the report period})] \times 100$

Exclusions:

Instances where the CLEC requests other than daily usage transmission or availability.

<p>Product Reporting:</p> <ul style="list-style-type: none"> • UNEs and Resale • Jointly-provided Switched Access 	<p>Standard:</p> <p>BI-1A: Parity with Qwest retail. BI-1B: 95% within 4 business days BI-1C-1, BI-1C-2: Diagnostic Comparison with the Qwest Retail results used in standard for BI-1A</p>
<p>Availability:</p> <p>Available (except as noted below)</p> <p>Under Development:</p> <ul style="list-style-type: none"> • Disaggregation of 110XXX records in BI-1C-1 and CAT 10 records in BI-1C-2 beginning with Jun 02 data on the July 02 report 	<p>Notes:</p> <ol style="list-style-type: none"> 1. "Feature group switched access" includes all type 110XXX detail records for Feature Groups A, B, C, and D

BI-2 – Invoices Delivered within 10 Days

Purpose: Evaluates the timeliness with which Qwest delivers industry standard electronically transmitted bills to CLECs, focusing on the percent delivered within ten calendar days.	
Description: Measures the percentage of invoices that are delivered within ten days, based on the number of days between the bill date and bill delivery. <ul style="list-style-type: none"> • Includes all industry standard electronically transmitted invoices for local exchange services and toll, subject to exclusions specified below. 	
Reporting Period: One month	Unit of Measure: Percent
Reporting Comparisons: Combined Qwest Retail/CLEC results (Parity by design)	Disaggregation Reporting: State level
Formula: $[(\text{Count of Invoices for which Bill Transmission Date to Bill Date is ten calendar days or less}) \div (\text{Total Number of Invoices})] \times 100$	
Exclusions: <ul style="list-style-type: none"> • Bills transmitted via paper, magnetic tape, CD-ROM, diskette. • Records with missing data essential to the calculation of the measurement per the PID. 	
Product Reporting: <ul style="list-style-type: none"> • UNEs and Resale 	Standard: Parity by design.
Availability: Available	Notes:

BI-3 – Billing Accuracy – Adjustments for Errors

Purpose: Evaluates the accuracy with which Qwest bills CLECs, focusing on the percentage of billed revenue adjusted due to errors.	
Description: Measures the billed revenue minus amounts adjusted off bills due to errors, as a percentage of total billed revenue. <ul style="list-style-type: none"> • Both the billed revenue and amounts adjusted off bills due to error are calculated from bills rendered in the reporting period. • “Amounts adjusted off bills due to errors” is the sum of all bill adjustments made in the reporting period that involve, either in part or in total, adjustment codes related to billing errors. (Each adjustment thus qualifying is added to the sum in its entirety.) 	
Reporting Period: One month	Unit of Measure: Percent
Reporting Comparisons: CLEC aggregate, individual CLECs, and Qwest Retail results	Disaggregation Reporting: State level.
Formula: $[\sum(\text{Revenue Billed without Error}) \div (\text{Total Billed Revenue billed in Reporting Period})] \times 100$	
Exclusions: <ul style="list-style-type: none"> • BI-3A - UNEs and Resale – None • BI-3B - Reciprocal Compensation Minutes of Use – Billing adjustments as a result of CLEC-caused errors in return of minutes of use 	
Product Reporting: <ul style="list-style-type: none"> • BI-3A - UNEs and Resale • BI-3B - Reciprocal Compensation Minutes of Use (MOU) 	Standard: <ul style="list-style-type: none"> • BI-3A – UNEs and Resale: Parity with Qwest retail bills. • BI-3B – Reciprocal Compensation (MOU) – 95%
Availability: <p style="text-align: center;">Available</p>	Notes:

BI-4 – Billing Completeness

Purpose: <ul style="list-style-type: none"> • UNEs and Resale – Evaluates the completeness with which Qwest reflects non-recurring and recurring charges associated with completed service orders on the bills. • Reciprocal Compensation Minutes of Use (MOU) – Evaluates the completeness with which Qwest reflects the revenue for Local Minutes of Use associated with CLEC local traffic over Qwest’s network on the bills 	
Description: BI-4A – UNEs and Resale: Measures the percentage of non-recurring and recurring charges associated with completed service orders appear on the correct bill.* BI-4B – Reciprocal Compensation (MOU): Measures the percentage of revenue associated with local minutes of use appearing on the correct (current) bill.* * Correct bill = next available bill	
Reporting Period: One month	Unit of Measure: Percent
Reporting Comparisons: CLEC aggregate, individual CLECs, and Qwest Retail results	Disaggregation Reporting: Statewide level.
Formula: $\text{BI-4A – UNEs and Resale} = \left[\frac{\sum(\text{Count of service orders with non-recurring and recurring charges associated with completed service orders on the bills that are billed on the correct bill} \div \text{total count of service orders with non-recurring and recurring charges associated with completed service orders billed on the bill})}{\text{Total revenue for Local Minutes of Use collected during the month}} \right] \times 100$ $\text{BI-4B – Reciprocal Compensation MOU} = \left[\frac{\sum(\text{Revenue for Local Minutes of Use billed on the correct* bill} \div \text{Total revenue for Local Minutes of Use collected during the month})}{\text{Total revenue for Local Minutes of Use collected during the month}} \right] \times 100$	
Exclusions: None	
Product Reporting: <ul style="list-style-type: none"> • UNEs and Resale • Reciprocal Compensation (MOU) 	Standard: BI-4A - UNEs and Resale: Parity with Qwest Retail bills. BI-4B - Reciprocal Compensation (MOU): 95%
Availability: <p style="text-align: center;">Available</p>	Notes:

Database Updates

DB-1 – Time to Update Databases

<p>Purpose: Evaluates the time required for updates to the databases of E911, LIDB, and Listing Services System (LSS).</p>	
<p>Description:</p> <ul style="list-style-type: none"> Measures the average time required to update the databases of E911, LIDB, and LSS. Includes all database updates as specified under Disaggregation Reporting completed during the reporting period. For DB-1A the time to update the E911 database is provided by the third party vendor that performs the update. The elapsed time is captured automatically by the database system. There are no “individual E911 database update records” provided with which to measure the database update process. The numerator of DB-1A is calculated by multiplying the vendor-calculated results (Average Minutes in Process Time) by the denominator (Count of records Processed). This method produces a result from the vendor data that is the same as that which would be produced by totalling the update times from individual E911 database update records. 	
<p>Reporting Period: One month</p>	<p>Unit of Measure: E911 – Hrs: Mins. LIDB & Directory Listings – Seconds</p>
<p>Reporting Comparisons: DB-1A-E911: Combined results for Qwest Retail and Reseller CLEC Aggregate; DB-1B – LIDB: Combined results for all Qwest Retail, Reseller CLEC and Facilities Based CLEC updates; DB-1C-1 Listings: Combined results for all Provider types including Qwest Retail, Reseller CLEC, and Facilities Based CLEC, ILEC and Unknown Provider, Electronically Submitted, Electronically Processed updates;^{NOTE 1} DB-1C-2 Listings: Combined results for all Provider types including Qwest Retail, Reseller CLEC, CLEC Aggregate for Facilities-based, ILEC, and Unknown Provider Manually Processed updates.^{NOTE 1, NOTE 2}</p>	<p>Disaggregation Reporting: DB-1A: E911 for Qwest Retail and Reseller CLEC–State level; DB-1B: LIDB for Qwest Retail, Reseller CLEC and Facilities Based CLEC – Multi state region-wide level DB-1C-1: Listings for all Provider types including Qwest Retail, Reseller CLEC, and Facilities Based CLEC, ILEC and Unknown Provider, Electronically Submitted, Electronically Processed– Sub-region applicable to state DB-1C-2: Listings for all Provider types including Qwest Retail, Reseller CLEC, Facilities-Based CLEC, ILEC and Unknown Provider – Manually Processed – region-wide level</p>
<p>Formula: [(Date and Time of database update for each database update as specified under Disaggregation Reporting in the reporting period) – (Date and Time of submissions of data for entry into the database for each database update as specified under Disaggregation Reporting in the reporting period) ÷ Total database updates as specified under Disaggregation Reporting completed in the reporting period]</p>	
<p>Exclusion:</p> <ul style="list-style-type: none"> Invalid start/stop dates/times. 	

Product Reporting: Not applicable (Reported by database type)	Standard: DB-1A-E911: Parity by design DB-1B-LIDB: Parity by design DB-1C-1 – Listings: Parity by design DB-1C-2 – Listings: Parity with DB-1C-1 results for all Provider types combined Qwest Retail, Reseller CLEC, Facilities Based, ILEC, and Unknown Provider, Electronically Submitted, Electronically Processed, updates
Availability: Available	Notes: <ol style="list-style-type: none"> 1. Because they cannot be separated, results for Qwest Retail, Reseller CLEC, Facilities-based CLECs, ILEC and Unknown Provider updates are reported combined within these disaggregations. 2. Because the data could not be separated, Qwest included in this measurement updates submitted through facsimile as well as updates submitted electronically. However, in May 01 Qwest discontinued reporting this disaggregation when Qwest began electronically updating electronic submissions and discontinued separately reporting faxed submissions.

DB-2 – Accurate Database Updates

Purpose: Evaluates the accuracy of database updates completed without errors in the reporting period.	
Description: <ul style="list-style-type: none"> • Measures the percentage of database updates completed without errors in the reporting period. • Includes all database updates as specified under Disaggregation Reporting completed during the reporting period. 	
Reporting Period: One month	Unit of Measure: Percent
Reporting Comparisons: DB-2C-1 Listings – Combined results for all Qwest Retail, Reseller CLEC and Facilities Based CLEC Electronically Submitted, Electronically Processed updates DB-2C-2 Listings – CLEC Aggregate for Reseller and Facilities-Based CLEC – Manually Processed updates	Disaggregation Reporting: DB-2C-1, Listings for Qwest Retail, Reseller CLEC, and Facilities Based CLEC Electronically Submitted, Electronically Processed updates: Statewide DB-2C-2, Facilities-Based and Reseller CLEC, Manually Processed updates: Statewide ^{NOTE 1}
Formula: [Total database updates as specified under Disaggregation Reporting completed without errors in the reporting period ÷ Total database updates as specified under Disaggregation Reporting completed in the reporting period] x 100	
Exclusions: Invalid start/stop dates/times.	
Product Reporting: Not applicable (Reported by database type)	Standard: DB-2C-1 – Listings: Parity by design ^{NOTE 2} DB-2C-2 – Listings: Parity with DB-2C-1 results for combined Qwest Retail, Reseller CLEC, and Facilities Based and Reseller CLEC Electronically Submitted, Electronically Processed updates
Availability: Available	Notes: <ol style="list-style-type: none"> 1. Because the data could not be separated, Qwest included in this measurement updates submitted through facsimile as well as updates submitted electronically. However, in May 01 Qwest discontinued reporting this disaggregation when Qwest began electronically updating electronic submissions and discontinued separately reporting faxed submissions. 2. Qwest retail and Reseller CLECs are parity by design. Because Facilities based CLEC Electronically Submitted, Electronically Processed cannot be separated out from Reseller CLECs they are reported combined within this disaggregation.

Directory Assistance

DA-1 – Speed of Answer – Directory Assistance



Purpose: Evaluates timeliness of customer access to Qwest’s Directory Assistance operators, focusing on how long it takes for calls to be answered.	
Description: Measures the average time following first ring until a call is first picked up by the Qwest agent/system to answer Directory Assistance calls. <ul style="list-style-type: none"> • Includes all calls to Qwest directory assistance during the reporting period. • Because a system (electronic voice) prompts for city, state, and listing requested before the actual operator comes on the line, the first ring is defined as when the voice response unit places the call into queue. • Measurements are taken by sampling calls from the network queue at 10-second intervals. A count of calls in the queue is taken for every sampling event (10-second snapshot), and this count is multiplied by 10 to get a measurement of waiting intervals. • Using this method, calls that enter the queue after a sample is taken but exit before the next sample is taken are not counted, i.e., are effectively counted as a zero interval. However, this situation is offset by calls that enter just prior to a sampling time, but exit before the next sampling time, and which are counted as 10 seconds. The call intervals shorter than 10 seconds that are counted as 10 seconds are offset by those calls shorter than 10 seconds that are not counted. 	
Reporting Period: One month	Unit of Measure: Seconds
Reporting Comparisons: Results for Qwest and all CLECs are combined.	Disaggregation Reporting: Sub-region applicable to state
Formula: $\Sigma[(\text{Date and Time of Call Answer}) - (\text{Date and Time of First Ring})] \div (\text{Total Calls Answered by Center})$	
Explanation: Average speed of answer is obtained by dividing the sum of all answer times recorded (minutes/seconds) by the total number of calls answered at the center in a given month.	
Exclusions: Abandoned Calls are not included in the total number of calls answered by the center.	
Product Reporting: None	Standard: Parity by design
Availability: Available	Notes:

Operator Services

OS-1 – Speed of Answer – Operator Services

Purpose: Evaluates timeliness of customer access to Qwest’s operators, focusing on how long it takes for calls to be answered.	
Description: Measures the time following first ring until a call is answered by the Qwest agent. <ul style="list-style-type: none"> • Includes all calls to Qwest’s operator services during the reporting period, subject to exclusions specified below. • Measurements are taken by sampling calls from the network queue at 10-second intervals. A count of calls in the queue is taken for every sampling event (10-second snapshot), and this count is multiplied by 10 to get a measurement of waiting intervals. • Using this method, calls that enter the queue after a sample is taken but exit before the next sample is taken are not counted, i.e., are effectively counted as a zero interval. However, this situation is offset by calls that enter just prior to a sampling time, but exit before the next sampling time, and which are counted as 10 seconds. The call intervals shorter than 10 seconds that are counted as 10 seconds are offset by those calls shorter than 10 seconds that are not counted. 	
Reporting Period: One month	Unit of Measure: Seconds
Reporting Comparisons: Qwest and all CLECs are aggregated in a single measure.	Disaggregation Reporting: Sub-region applicable to state
Formula: $\Sigma[(\text{Date and Time of Call Answer}) - (\text{Date and Time of First Ring})] \div (\text{Total Calls Answered by Center})$	
Explanation: Average speed of answer is obtained by dividing the sum of all answer times recorded (minutes/seconds) by the total number of calls answered at the center in a given month.	
Exclusions: Abandoned Calls are not included in the total number of calls answered by the center.	
Product Reporting: None	Standard: Parity by design
Availability: Available	Notes:

NI-1 – Trunk Blocking



<p>Purpose: Evaluates factors affecting completion of calls from Qwest end offices to CLEC end offices, compared with the completion of calls from Qwest end offices to other Qwest end offices, focusing on average busy-hour blocking percentages in interconnection or interoffice final trunks.</p>	
<p>Description: Measures the percentage of trunks blocking in interconnection and interoffice final trunks.</p> <ul style="list-style-type: none"> Includes blocking percentages on all direct final and alternate final interconnection and interoffice trunk groups that are in service during the reporting period, subject to exclusions specified below. 	
<p>Reporting Period: One month</p>	<p>Unit of Measure: Percent Blockage</p>
<p>Reporting Comparisons: CLEC aggregate, individual CLEC, and Qwest Interoffice trunk blocking results.</p>	<p>Disaggregation Reporting: Statewide level. Reports the percentage of trunks blocking in interconnection final trunks, reported by:</p> <ul style="list-style-type: none"> NI-1A Interconnection (LIS) trunks to Qwest tandem offices, with TGSR-related exclusions applied as specified below; NI-1B LIS trunks to Qwest end offices, with TGSR-related exclusions applied as specified below; NI-1C LIS trunks to Qwest tandem offices, without TGSR-related exclusions; NI-1D LIS trunks to other Qwest end offices, without TGSR-related exclusions.
<p>Formula: $\{[\sum(\text{Blockage in Final Trunk Group of Specified Type}) \times (\text{Number of Circuits in Trunk Group})] \div (\text{Total Number of Final Trunk Circuits in all Final Trunk Groups})\} \times 100$</p> <p>Explanation: Actual average percentage of trunk blockage is calculated by dividing the equivalent average number of trunk circuits blocking by the total number of trunk circuits in final trunks of the type being measured.</p>	

Exclusions:

For NI-1A and NI-1B only:

- Trunk groups, blocking in excess of one percent in the reporting period, for which:
 - A Trunk Group Service Request (TGSR)^{NOTES 1 & 2} has been issued in the reporting period; or
 - CLECs do not submit, within 20 calendar days of receiving a TGSR:
 - a) Responsive ASRs (or have ASRs pending that are delayed for CLEC reasons^{NOTE 3});
 - b) Trouble Tickets; or
 - c) Notification of traffic re-routing (as described in Note 1 below).

For NI-1A, NI-1B, NI-1C, and NI-1D:

- Trunk groups, blocking in excess of one percent in the reporting period, for which Qwest can identify, in time to incorporate in the regular reporting of this measurement, the cause as being attributable to:
 - Trunk group out-of-service conditions arising from cable cuts, severe weather, or force majeure circumstances,
 - The CLEC placing trunks in a “busy” condition.
 - Lack of interconnection facilities to fulfill LIS requests for which the CLEC did not provide a timely forecast to Qwest. (This portion of the exclusion is limited to being applied in (a) the month the LIS requests could not be fulfilled, due to lack of facilities, and (b) each month thereafter up to the month following facility availability OR up to five months after the month the LIS requests could not be fulfilled, whichever is sooner^{NOTE 4}); or
 - Isolated incidences of blocking, about which Qwest provides notification to the CLEC, that (a) are not recurring or persistent (affecting the same trunk groups), (b) do not warrant corrective action by CLEC or Qwest, and (c) thus, do not require an actionable TGSR.

- Trunk groups recently activated that have not been in service for a full “20-high-day, busy hour” review period.
- Toll trunks, non-final trunks, and trunks that are not connected to the public switched network.
- One-way trunks originating at CLEC end offices.
- Qwest official services trunks, local interoffice operator and directory assistance trunks, and local interoffice 911/E911 trunks.
- Records with invalid product codes.
- Records missing data essential to the calculation of the measurement per the PID.

Product Reporting:

LIS Trunks

Standard:

Where NI-1A ≤ 1%: 1 %
 Where NI-1A > 1%: Parity with Qwest Interoffice Trunks to tandems
 Where NI-1B ≤ 1%: 1 %
 Where NI-1B > 1%: Parity with Qwest Interoffice Trunks to end offices
 NI-1C and NI-1D: Diagnostic^{NOTE 5}

Availability:
 Available

Notes:

1. Qwest uses TGSRs to notify CLECs when trunk blocking exceeds standard thresholds or is determined to be persistent. To respond properly to TGSRs, a CLEC must (a) submit within 20 days ASRs to provide necessary trunk augmentations to avoid further blocking, (b) notify Qwest within 20 days that it is initiating a Trouble Report where Qwest traffic routing problems are causing the blocking referenced by the TGSR, or (c) notify Qwest that the CLEC will undertake its own re-routing of traffic within 20 days to alleviate the blocking.
2. The TGSR-related exclusion is applied in the month in which the TGSR is issued and in the month in which the above-specified 20-day response period ends. Thus, any trunk group excluded in one month will not be excluded in the next month, unless there is (a) a 20-day period following a TGSR ends in that month, (b) there is another TGSR applicable to the next month for the same trunk group or (c) an exception documented, in lieu of issuing a subsequent TGSR, where the

	<p>CLEC's response to the previous TGSR indicated that, for its own reasons, it plans to take no action at any time to augment the trunk group.</p> <ol style="list-style-type: none">3. CLEC delays are reflected by CLEC-initiated order supplements that move the due date later.<ol style="list-style-type: none">a) Qwest-initiated due date delays, including supplements made pursuant to Qwest requests to delay due dates, shall not be counted as CLEC delays in this measurement.b) Qwest-initiated due date changes to earlier dates that the CLEC does not meet shall not be counted as a CLEC delay in this measurement unless the earlier dates were mutually agreed-upon.c) CLEC delays (e.g., "customer not ready" in advance of a due date) that do not contribute to a Qwest-established due date being missed shall not be counted as a CLEC delay in this measurement.4. The limitation on part (3) of this exclusion is intended to bound its applicability to a period of time that treats the unforecasted ASR as if it were, in effect, the first forecast for the facilities needed.<ol style="list-style-type: none">a) Given that forecast advance intervals are currently six months, this provision allows the exclusion to apply for no longer than that period of time.b) Nevertheless, this limitation to the exclusion also recognizes that facilities may become available sooner and, if so, reduces the limitation accordingly. In that context, this limitation recognizes that, absent a CLEC forecast, Qwest still retains a responsibility to provide facilities for the ASR, although in a longer timeframe than for ASRs covered by forecasts. NI-1C and NI-1D will be reported for information purposes only, with no standard to be applied.c) This limitation may change depending on the outcome of separate workshops dealing with issues of interconnection forecasting.5. NI-1C and NI-1D will be reported for information purposes only, with no standard to be applied.
--	---

Purpose:

Evaluates the timeliness of Qwest’s NXX code activation prior to the LERG effective date or by the “revised” effective date, as set forth herein.



Description:

NP-1A: Measures the percentage of NXX codes activated in the reporting period that are actually loaded and tested prior to the LERG effective date or the “revised” date, subject to exclusions shown below.

NP-1B: Measures the percentage of NXX codes activated in the reporting period that are delayed beyond the LERG date or “revised” date due to Qwest-caused Interconnection facility delays, subject to exclusions shown below. Included among activations counted as a Qwest delay in this sub-measurement are cases in which “2-6 codes” ^{NOTE 1} associated with the Qwest interconnection facilities are provided late by Qwest to the CLEC.

- Qwest must receive complete and accurate routing information required for code activation, which includes but is not limited to “2-6 codes” for all interconnection trunk groups associated with the activation no less than 25 days prior to the LERG Due Date or Revised Due Date.
- The “revised” date, for purposes of this measurement, is a CLEC-initiated renegotiation of the activation effective date that is no less than 25 days after Qwest receives complete and accurate routing information required for code activation, which includes but is not limited to “2-6 codes” for all interconnection trunk groups associated with the activation.
- The NXX code activation notice is provided by the LERG (Local Exchange Routing Guide) to Qwest.
- NXX code activation is defined as complete when all translations associated with the new NXX are complete by 11:59 p.m. of the day prior to the date identified in the LERG or the “revised” date (if different than the LERG date).
- The NXX code activation completion process includes testing, including calls to the test number when provided.

Reporting Period: One month	Unit of Measure: Percent
Reporting Comparisons: CLEC aggregate, individual CLEC and Qwest Retail results.	Disaggregation Reporting: Statewide.

Formula:

$$NP-1A = [(Number\ of\ NXX\ codes\ loaded\ and\ tested\ in\ the\ reporting\ period\ prior\ to\ the\ LERG\ effective\ date\ or\ the\ "revised"\ date) \div (Number\ of\ NXX\ codes\ loaded\ and\ tested\ in\ the\ reporting\ period)] \times 100$$

NP-1B = [(Number of NXX codes loaded and tested in the reporting period that were delayed past the LERG effective date or “revised” date affected by Qwest Interconnection Facility Delays) ÷ (Number of NXX codes loaded and tested in the reporting period, including NXX codes loaded and tested in the reporting period that were delayed past the LERG effective date or the “revised” date due to Interconnection Facility Delays)] x 100

Exclusions:

NP-1A:

- NXX code activations completed after the LERG date or “revised” date due to delays in the installation of Qwest provided interconnection facilities associated with the activations. ^{NOTE 2}

NP-1A and NP-1B:

- NXX codes with LERG dates or “revised” dates resulting in loading intervals shorter than industry standard (currently 45 calendar days).
- NXX codes where QWEST received complete and accurate routing information required for code activations less than 25 days prior to the LERG due date or Revised due date.

Product Reporting: None	Standard: NP1-A: Parity NP1-B: Diagnostic
Availability: <p style="text-align: center;">Available</p>	Notes: <ol style="list-style-type: none"> 1. "2-6 codes" are industry-standard designators for local interconnection trunk groups, consisting of 2 alpha letters and six numeric digits. 2. Only Qwest-provided interconnection facilities are noted in this exclusion, because delays related to facilities provided by CLECs or others are accounted for by revising the due date.

Collocation

CP-1 – Collocation Completion Interval



Purpose:

Evaluates the timeliness of Qwest's installation of collocation arrangements for CLECs, focusing on the average time to complete such arrangements.

Description:

Measures the interval between the Collocation Application Date and Qwest's completion of the collocation installation.

- Includes all collocations of types specified herein that are assigned a Ready For Service (RFS) date by Qwest and completed during the reporting period, subject to exclusions specified below.
- Collocation types included are: physical cageless, physical caged, shared physical caged, physical-line sharing, cageless-line sharing, and virtual. ^{NOTE 1}
- The Collocation Application Date is the date Qwest receives from the CLEC a complete and valid application for collocation. In cases where the CLEC's collocation application is received by Qwest on a weekend or holiday, the Collocation Application Date is the next business day following the weekend or holiday.
- Major Infrastructure Modifications include conditioning the collocation space, obtaining permits, and installing DC power plant, standby generators, heating, venting or air conditioning equipment.
- Completion of the collocation installation is the date on which the requested collocation arrangement is "Ready for Service" as defined in the Definition of Terms section herein.
- **Establishment of RFS Dates:** RFS dates are established according to intervals specified in interconnection agreements. Where an interconnection agreement does not specify intervals, or where the CLEC requests, RFS dates are established as follows: ^{NOTE 2}
 - **Collocation Applications with Timely Quote Acceptance and, for Virtual Collocations, also with Timely Equipment Ready** – for collocation applications where the CLEC accepts the quote in seven or fewer calendar days after the quote date and, for virtual collocations, where the CLEC provides the equipment to be collocated to Qwest 53 calendar days or less after the Collocation Application Date, the RFS date shall be:
 - **Forecasted Collocations: 90 calendar days after the Collocation Application Date** for collocations for which the CLEC provides a complete forecast to Qwest 60 or more calendar days in advance of the Collocation Application Date.
 - **Unforecasted Collocations: 120 calendar days after the Collocation Application Date** for collocations for which the CLEC does not provide a forecast to Qwest 60 or more calendar days in advance of the Collocation Application Date.
 - **Collocation Applications with Late Quote Acceptance and, for Virtual Collocations, also with Timely Equipment Ready** – for collocation applications where the CLEC accepts the quote in eight or more calendar days after the quote date and, for virtual collocations, where the CLEC provides the equipment to be collocated to Qwest 53 calendar days or less after the Collocation Application Date, the RFS date shall be:
 - **Forecasted Collocations: 90 calendar days after the quote acceptance date** for collocations for which the CLEC provides a complete forecast to Qwest 60 or more calendar days in advance of the Collocation Application Date.
 -

<ul style="list-style-type: none"> - Unforecasted Collocations: 120 calendar days after the quote acceptance date for collocations for which the CLEC does not provide a forecast to Qwest 60 or more calendar days in advance of the Collocation Application Date. • Virtual Collocation Applications with Timely Quote Acceptance and Late Equipment Ready – for virtual collocation applications where the CLEC (1) accepts the quote in seven or fewer calendar days after the quote date and (2) provides the equipment to be collocated to Qwest more than 53 calendar days after the Collocation Application Date, the RFS date shall be: <ul style="list-style-type: none"> - Forecasted Collocations: 45 calendar days after the equipment is provided to Qwest, for collocations for which the CLEC provides a complete forecast to Qwest 60 or more calendar days in advance of the Collocation Application Date. - Unforecasted Collocations: 75 calendar days after the equipment is provided to Qwest, for collocations for which the CLEC does not provide a forecast to Qwest 60 or more calendar days in advance of the Collocation Application Date. • Virtual Collocation Applications with Late Quote Acceptance and Late Equipment Ready – for virtual collocation applications where the CLEC (1) accepts the quote in eight or more calendar days after the quote date and (2) provides the equipment to be collocated to Qwest more than 53 calendar days after the Collocation Application Date, the RFS date shall be: <ul style="list-style-type: none"> - Forecasted Collocations: 45 calendar days after the equipment is provided to Qwest, for collocations for which the CLEC provides a complete forecast to Qwest 60 or more calendar days in advance of the Collocation Application Date. - Unforecasted Collocations: 75 calendar days after the equipment is provided to Qwest, for collocations for which the CLEC does not provide a forecast to Qwest 60 or more calendar days in advance of the Collocation Application Date. • All Collocations (physical, virtual, forecasted, or unforecasted) requiring Major Infrastructure Modifications: the later of (1) up to 150 calendar days (as specified in the quote) after the Collocation Application Date, or (2) for virtual collocations, 45 days following the date equipment to be collocated is provided to Qwest for collocations in which Major Infrastructure Modifications are required. Qwest will provide to the CLEC, as part of the quotation, the need for, and the duration of, such extended intervals. • When a CLEC submits six (6) or more Collocation applications in a one-week period in any state, completion intervals will be individually negotiated. These collocation arrangements will be included in CP-1A, -1B, or -1C according to the interval criteria specified below for these measurements. • Where there is a CLEC-caused delay, the RFS Date is rescheduled • RFS dates may be extended beyond the above intervals for CLEC reasons, or for reasons beyond Qwest’s control, but not for Qwest reasons. • Where CLECs do not accept the quote within thirty days of the quote date, the application is considered expired. <p>CP-1A Measures collocation installations for which the scheduled interval from Collocation Application Date to RFS date is 90 calendar days or less.</p> <p>CP-1B Measures collocation installations for which the scheduled interval from Collocation Application Date to RFS date is 91 to 120 calendar days.</p> <p>CP-1C Measures collocation installations for which the scheduled interval from Collocation Application Date to RFS date is 121 to 150 calendar days.</p>	<p>Reporting Period: One month</p>
<p>Unit of Measure: Calendar Days</p>	

Reporting Comparisons: CLEC aggregate and individual CLEC results	Disaggregation Reporting: Statewide.
Formula: (for CP-1A, CP-1B and CP-1C) $\frac{\sum[(\text{Collocation Completion Date}) - (\text{Complete Application Date})]}{(\text{Total Number of Collocations Completed in Reporting Period})}$	
Exclusions: <ul style="list-style-type: none"> • CP-1A: CLEC collocation applications with RFS dates yielding scheduled intervals longer than 90 calendar days from Collocation Application Date to RFS date. • CP-1B: CLEC collocation applications with RFS dates yielding scheduled intervals shorter than 91 calendar days or longer than 120 calendar days from Collocation Application Date to RFS date. • CP-1C: CLEC collocation applications with RFS dates yielding scheduled intervals shorter than 121 calendar days or longer than 150 calendar days from Collocation Application Date to RFS date. • Cancelled or expired applications. 	
Product Reporting: None	Standards: CP-1A: 90 calendar days CP-1B: 120 calendar days CP-1C: 150 calendar days
Availability: Available	Notes: <ol style="list-style-type: none"> 1. Collocations covered by this measurement are central office related. As additional types of central office collocation are defined and offered, they will be included in this measurement. Non-central office-based types of collocation (such as remote collocation and field connection points) will be considered for either inclusion in this measurement, or in new, separate measurements, after the terms, conditions, and processes for such collocation types become finalized, accepted, mature (i.e., six months of experience from first installations), and ordered in volumes warranting reporting (i.e., consistently more than two per month in any state). 2. The criteria set forth in the Description above, under "Establishment of RFS Dates," may be changed depending upon the outcome of workshops on interconnection and collocation

CP-2 – Collocations Completed within Scheduled Intervals

Purpose:

Evaluates the extent to which Qwest completes collocation arrangements for CLECs within the standard intervals or intervals established in interconnection agreements.



Description:

Measures the percentage of collocation applications that are completed within standard intervals, including intervals set forth in interconnection agreements.

- Includes all collocations of types specified herein that are assigned a Ready for Service RFS date by Qwest and that are completed within the reporting period, including those with CLEC-requested RFS dates longer than the standard interval and those with extended RFS dates negotiated with the CLEC (including supplemented collocation orders that extend the RFS date) subject to exclusions specified below. Collocation types included are: physical cageless, physical caged, shared physical caged, physical-line sharing, cageless-line sharing, and virtual. ^{NOTE 1}
- The Collocation Application Date is the date Qwest receives from the CLEC a complete and valid application for collocation. In cases where the CLEC's collocation application is received by Qwest on a weekend or holiday, the Collocation Application Date is the next business day following the weekend or holiday.
- Major Infrastructure Modifications are defined as conditioning the collocation space, obtaining permits, and installing DC power plant, standby generators, heating, venting or air conditioning equipment.
- A collocation arrangement is counted as met under this measurement if its RFS date is met.
- Establishment of RFS Dates: RFS dates are established as follows, except where interconnection agreements require different intervals, in which case the intervals specified in the interconnection agreements apply: ^{NOTE 2}
 - **Collocation Applications with Timely Quote Acceptance and, for Virtual Collocations, also with Timely Equipment Ready** – for collocation applications where the CLEC accepts the quote in seven or fewer calendar days after the quote date and, for virtual collocations, where the CLEC provides the equipment to be collocated to Qwest 53 calendar days or less after the Collocation Application Date, the RFS date shall be:
 - **Forecasted Collocations: 90 calendar days after the Collocation Application Date** for physical collocations for which the CLEC provides a complete forecast to Qwest 60 or more calendar days in advance of the Collocation Application Date.
 - **Unforecasted Collocations: 120 calendar days after the Collocation Application Date** for physical collocations for which the CLEC does not provide a forecast to Qwest 60 or more calendar days in advance of the Collocation Application Date.
 - **Collocation Applications with Late Quote Acceptance and, for Virtual Collocations, also with Timely Equipment Ready** – for collocation applications where the CLEC accepts the quote in eight or more calendar days after the quote date and, for virtual collocations, where the CLEC provides the equipment to be collocated to Qwest 53 calendar days or less after the Collocation Application Date, the RFS date shall be:
 -
 - **Forecasted Collocations: 90 calendar days after the quote acceptance date** for collocations for which the CLEC provides a complete forecast to Qwest 60 or more calendar days in advance of the Collocation Application Date.
 -
 - **Unforecasted Collocations: 120 calendar days after the quote acceptance date** for collocations for which the CLEC does not provide a forecast to Qwest 60 or more calendar days in advance of the Collocation Application Date.

- **Virtual Collocation Applications with Timely Quote Acceptance and Late Equipment Ready** – for virtual collocation applications where the CLEC (1) accepts the quote in seven or fewer calendar days after the quote date and (2) provides the equipment to be collocated to Qwest more than 53 calendar days after the Collocation Application Date, the RFS date shall be:
 - **Forecasted Collocations: 45 calendar days after the equipment is provided to Qwest**, for collocations for which the CLEC provides a complete forecast to Qwest 60 or more calendar days in advance of the Collocation Application Date.
 - **Unforecasted Collocations: 75 calendar days after the equipment is provided to Qwest**, for collocations for which the CLEC does not provide a forecast to Qwest 60 or more calendar days in advance of the Collocation Application Date.
- **Virtual Collocation Applications with Late Quote Acceptance and Late Equipment Ready** – for virtual collocation applications where the CLEC (1) accepts the quote in eight or more calendar days after the quote date and (2) provides the equipment to be collocated to Qwest more than 53 calendar days after the Collocation Application Date, the RFS date shall be:
 - **Forecasted Collocations: 45 calendar days after the equipment is provided to Qwest**, for collocations for which the CLEC provides a complete forecast to Qwest 60 or more calendar days in advance of the Collocation Application Date.
 - **Unforecasted Collocations: 75 calendar days after the equipment is provided to Qwest**, for collocations for which the CLEC does not provide a forecast to Qwest 60 or more calendar days in advance of the Collocation Application Date.
- **All Collocations (physical, virtual, forecasted, or unforecasted) requiring Major Infrastructure Modifications: the later of (1) up to 150 calendar days (as specified in the quote) after the Collocation Application Date, or (2) for virtual collocations, 45 calendar days following the date equipment to be collocated is provided to Qwest** for collocations in which Major Infrastructure Modifications are required. Qwest will provide to the CLEC, as part of the quotation, the need for, and the duration of, such extended intervals.
- When a CLEC submits six (6) or more Collocation applications in a one-week period in any state, completion intervals will be individually negotiated. These collocation arrangements will be included in CP-2A, -2B, or -2C according to the criteria specified below for these measurements.
- Where there is a CLEC-caused delay, the RFS Date is rescheduled.
- Where CLECs do not accept the quote within thirty calendar days of the quote date, the application is considered expired.

CP-2A Forecasted Collocations: Measures collocation installations for which CLEC provides a forecast to Qwest 60 or more calendar days in advance of the Collocation Application Date.

CP-2B Non-Forecasted and Late Forecasted Collocations: Measures collocation installations for which CLEC does not provide a forecast to Qwest 60 or more calendar days in advance of the Collocation Application Date.

CP-2C All Collocations requiring Major Infrastructure Modifications and Collocations with intervals longer than 120 days: Measures all collocation installations requiring Major Infrastructure Modifications and collocations for which the RFS date is more than 120 calendar days after the Collocation Application Date.

Reporting Period: One month		Unit of Measure: Percent
Reporting Comparisons: CLEC aggregate and individual CLEC results		Disaggregation Reporting: Statewide level.

Attachment 2
Oregon QPAP Amendment
QWEST Oregon SGAT Ninth Revision February 21, 2003

Formula: (for CP-2A, CP-2B and CP-2C)
[(Count of Collocations for which the RFS is met) ÷ (Total Number of Collocations Completed in the Reporting Period)]
x 100

Exclusions:

- RFS dates missed for reasons beyond Qwest's control.
- Cancelled or expired requests.

Product Reporting: None

Standard:

CP-2A & -2B: 90%
CP-2C: 90%

Availability: Available	Notes: <ol style="list-style-type: none">1. Collocations covered by this measurement are central office related. As additional types of central office collocation are defined and offered, they will be included in this measurement. Non-central office-based types of collocation (such as remote collocation and field connection points) will be considered for either inclusion in this measurement, or in new, separate measurements, after the terms, conditions, and processes for such collocation types become finalized, accepted, mature (i.e., six months of experience from first installations), and ordered in volumes warranting reporting (i.e., consistently more than two per month in any state).2. The criteria set forth in the Description above, under "Establishment of RFS Dates," may be changed depending upon the outcome of workshops on interconnection and collocation
--	--

CP-3 – Collocation Feasibility Study Interval

Purpose: Evaluates the timeliness of the Qwest sub-process function of providing a collocation feasibility study to the CLEC.	
Description: Measures average interval to respond to collocation studies for feasibility of installation. <ul style="list-style-type: none"> • Includes feasibility studies, for collocations of types specified herein that are completed in the reporting period, subject to exclusions specified below. Collocation types included are: physical cageless, physical caged, shared physical caged, physical-line sharing, cageless-line sharing, and virtual. ^{NOTE 1} • Interval begins with the Collocation Application Date and ends with the date Qwest completes the Feasibility Study and provides it to the CLEC. • The Collocation Application Date is the date Qwest receives from the CLEC a complete application for collocation. In cases where the CLEC's application for collocation is received by Qwest on a weekend or holiday, the Collocation Application Date is the next business day following the weekend or holiday. 	
Reporting Period: One month	Unit of Measure: Calendar Days
Reporting Comparisons: CLEC aggregate and individual CLEC results	Disaggregation Reporting: Statewide level.
Formula: $\frac{\Sigma[(\text{Date Feasibility Study provided to CLEC}) - (\text{Date Qwest receives CLEC request for Feasibility Study})]}{(\text{Total Feasibility Studies Completed in the Reporting Period})}$	
Exclusions: <ul style="list-style-type: none"> • CLEC-caused delays of, or CLEC requests for feasibility study completions resulting in greater than ten calendar days from Collocation Application Date to scheduled feasibility study completion date. 	
Product Reporting: None	Standard: 10 calendar days or less
Availability: Available	Notes: <ol style="list-style-type: none"> 1. Collocations covered by this measurement are central office related. As additional types of central office collocation are defined and offered, they will be included in this measurement. Non-central office-based types of collocation (such as remote collocation and field connection points) will be considered for either inclusion in this measurement, or in new, separate measurements, after the terms, conditions, and processes for such collocation types become finalized, accepted, mature (i.e., six months of experience from first installations), and ordered in volumes warranting reporting (i.e., consistently more than two per month in any state).

CP-4 – Collocation Feasibility Study Commitments Met

Purpose: Evaluates the degree that Qwest completes the sub-process function of providing a collocation feasibility study to the CLEC as committed.	
Description: Measures the percentage of collocation feasibility studies for installations that are completed within the Scheduled Interval	
<ul style="list-style-type: none"> • The Scheduled Interval is ten calendar days from the Collocation Application Date or, if interconnection agreements call for different intervals, within intervals specified in the agreements, or if otherwise delayed by the CLEC, the interval resulting from the delay. • Includes all feasibility studies for collocations of types specified herein, that are completed in the reporting period. Collocation types included are: physical cageless, physical caged, shared physical caged, physical-line sharing, cageless-line sharing, and virtual. ^{NOTE 1} • Considers the interval from the Collocation Application Date to the date Qwest completes the Feasibility Study and provides it to the CLEC. • The Collocation Application Date is the date Qwest receives from the CLEC a complete application for collocation. In cases where the CLEC's application for collocation is received by Qwest on a weekend or holiday, the Collocation Application Date is the next business day following the weekend or holiday. • Subject to superceding terms in the CLEC's interconnection agreement, when a CLEC submits six (6) or more Collocation applications in a one-week period in any state, feasibility study intervals will be individually negotiated and the resulting intervals used instead of ten calendar days in this measurement. 	
Reporting Period: One month	Unit of Measure: Percent
Reporting Comparisons: CLEC aggregate and individual CLEC results	Disaggregation Reporting: Statewide level.
Formula: [(Total Applicable Collocation Feasibility studies completed within Scheduled Intervals) ÷ (Total applicable Collocation Feasibility studies completed in the reporting period)] x 100	
Exclusions: None	
Product Reporting: None	Standard: 90 percent or more
Availability: Available	Notes: 1. Collocations covered by this measurement are central office related. As additional types of central office collocation are defined and offered, they will be included in this measurement. Non-central office-based types of collocation (such as remote collocation and field connection points) will be considered for either inclusion in this measurement, or in new, separate measurements, after the terms, conditions, and processes for such collocation types become finalized, accepted, mature (i.e., six months of experience from first installations), and ordered in volumes warranting reporting (i.e., consistently more than two per month in any state).



Application Date (and Time) – The date (and time) on which Qwest receives from the CLEC a complete and accurate local service request (LSR) or access service request (ASR) or retail order, subject to the following:

- For the following types of requests/orders, the application date (and time) is the start of the next business day:
 - (1) LSRs and ASRs received after 3:00PM MT for Designed Services and Local Number Portability (except non-designed, flow-through LNP).
 - (2) Retail orders received after 3:00 PM local time for Designed Services.
 - (3) LSRs received after 7:00PM MT for POTS Resale (Residence and Business), Non-Design Resale Centrex, non-designed UNE-P, Unbundled Loops, and non-designed, flow-through LNP.
 - (4) Retail orders for comparable non-designed services cannot be received after closing time, so the cutoff time is essentially the business office closing time.
- For all types of orders that are received from Friday at 7:00 PM MT through Sunday, or on holidays, and do not flow through, the application date (and time) is the next, non-weekend business day.

Automatic Location Information (ALI) – The feature of E911 that displays at the Public Safety Answering Point (PSAP) the street address of the calling telephone number. This feature requires a data storage and retrieval system for translating telephone numbers to the associated address. ALI may include Emergency Service Number (ESN), street address, room or floor, and names of the enforcement, fire and medical agencies with jurisdictional responsibility for the address. The Management System (E911) database is used to update the Automatic E911 Location Information databases.

Bill Date – the date shown at the top of the bill, representing the date on which Qwest begins to close the bill.

Blocking – condition on a telecommunications network where, due to a maintenance problem or an traffic volumes exceeding trunking capacity in a part of the network, some or all originating or terminating calls cannot reach their final destinations. Depending on the condition and the part of the network affected, the network may make subsequent attempts to complete the call or the call may be completely blocked. If the call is completely blocked, the calling party will have to re-initiate the call attempt.

Business Day – Workdays that Qwest is normally open for business. Business Day = Monday through Friday, excluding weekends and Qwest published Holidays including New Year's Day, Memorial Day, July 4th, Labor Day, Thanksgiving and Christmas. Individual measurement definitions may modify (typically expanding) this definition as described in the Notes section of the measurement definition.

Cleared Trouble Report – a trouble report for which the trouble has been cleared, meaning the customer is "back in service".

Closed Trouble Report – a trouble report that has been closed out from a maintenance center perspective, meaning the ticket is closed in the trouble reporting system following repair of the trouble.

Code Activation (Opening) – Process by which new NPA/NXXs (area code/prefix) is defined, through software translations to network databases and switches, in telephone networks. Code activation (openings) allow for new groups of telephone numbers (usually in blocks of 10,000) to be made available for assignment to an ILEC's or CLEC's customers, and for calls to those numbers to be passed between carriers.

Attachment 2

Oregon QPAP Amendment

QWEST Oregon SGAT Ninth Revision February 21, 2003

Common Channel Signaling System 7 (CCSS7) – A network architecture used to for the exchange of signaling information between telecommunications nodes and networks on an out-of-band basis. Information exchanged provides for call set-up and supports services and features such as CLASS and database query and response.

Common Transport – Trunk groups between tandem and end office switches that are shared by more than one carrier, often including the traffic of both the ILEC and several CLECs.

Completion – The time in the order process when the service has been provisioned and service is available.

Completion Notice – A notification the ILEC provides to the CLEC to inform the CLEC that the requested service order activity is complete.

Coordinated Customer Conversion Orders that have a due date negotiated between the ILEC, the CLEC, and the customer so that work activities can be performed on a coordinated basis under the direction of the receiving carrier.

Customer Requested Due Date – A specific due date requested by the customer which is either shorter or longer than the standard interval or the interval offered by the ILEC.

Customer Trouble Reports – A report that the carrier providing the underlying service opens when notified that a customer has a problem with their service. Once resolved, the disposition of the trouble is changed to closed.

Dedicated Transport – A network facility reserved to the exclusive use of a single customer, carrier or pair of carriers used to exchange switched or special, local exchange, or exchange access traffic.

Delayed Order – An order which has been completed after the scheduled due date and/or time.

Directory Assistance Database – A database that contains subscriber records used to provide live or automated operator-assisted directory assistance. Including 411, 555-1212, NPA-555-1212.

Directory Listings – Subscriber information used for DA and/or telephone directory publishing, including name and telephone number, and optionally, the customer's address.

DS-0 – Digital Service Level 0. Service provided at a digital signal speed commonly at 64 kbps, but occasionally at 56 kbps.

DS-1 – Digital Service Level 1. Service provided at a digital signal speed of 1.544 Mbps.

DS-3 – Digital Service Level 3. Service provided at a digital signal speed of 44.736 Mbps.

Due Date – The date provided on the Firm Order Confirmation (FOC) the ILEC sends the CLEC identifying the planned completion date for the order.

End Office Switch – A switch from which an end users' exchange services are directly connected and offered.

Final Trunk Groups – interconnection and interoffice trunk groups that do not overflow traffic to other trunk groups when busy.

Firm Order Confirmation (FOC) – Notice the ILEC sends to the CLEC to notify the CLEC that it has received the CLECs service request, created a service order, and assigned it a due date.

Flow-Through – The term used to describe whether a LSR electronically is passed from the OSS interface system to the ILEC legacy system to automatically create a service order. LSRs that do not flow through require manual intervention for the service order to be created in the ILEC legacy system.

Interval Zone 1/Zone 2 – Interval Zone 1 areas are wire centers for which Qwest specifies shorter standard service intervals than for Interval Zone 2 areas.

Installation – The activity performed to activate a service.

Installation Troubles – A trouble, which is identified after service order activity and installation, has completed on a customer's line. It is likely attributable to the service activity (within a defined time period).

Interconnection Trunks – A network facility that is used to interconnect two switches generally of different local exchange carriers

Inward Activity – refers to an order for new or additional lines. Change order types for additional lines consist of all C orders with "I" and "T" action coded line USOCs that represent new or additional lines, including conversions from retail to CLEC and CLEC to CLEC.

Jeopardy – A condition experienced in the service provisioning process which results potentially in the inability of a carrier to meet the committed due date on a service order

Jeopardy Notice – The actual notice that the ILEC sends to the CLEC when a jeopardy has been identified.

Lack of Facilities – A shortage of cable facilities identified after a due date has been committed to a customer, including the CLEC. The facilities shortage may be identified during the inventory assignment process or during the service installation process, and typically triggers a jeopardy.

Local Exchange Routing Guide (LERG) – A Bellcore master file that is used by the telecom industry to identify NPA-NXX routing and homing information, as well as network element and equipment designations. The file also includes scheduled network changes associated with activity within the North American Numbering Plan (NANP).

Local Exchange Traffic – Traffic originated on the network of a LEC in a local calling area that terminates to another LEC in a local calling area.

Local Number Portability (formerly defined under Permanent Number Portability and also known as – Long Term Number Portability) – A network technology which allows end user customers to retain their telephone number when moving their service between local service providers. This technology does not employ remote call forwarding, but actually allows the customer's telephone number to be moved and redefined in the network of the new service provider. The activity to move the telephone number is called "porting."

Local Service Request (LSR) – transaction sent from the CLEC to the ILEC to order services or to request a change(s) be made to existing services.

MSA/Non-MSA – Metropolitan Statistical Area is a government defined geographic area with a population of 50,000 or greater. Non-Metropolitan Statistical Area is a government defined geographic area with population of less than 50,000. Qwest depicts MSA Non-MSA based on NPA NXX. Where a wire center is predominantly within an MSA, all lines are counted within the MSA.

Mechanized Bill – A bill that is delivered via electronic transmission.

NXX, NXX Code or Central Office Code – The three digit switch entity indicator that is defined by the "D", "E", and "F" digits of a 10-digit telephone number within the NANP. Each NXX Code contains 10,000 station numbers.

Plain Old Telephone Service (POTS) – Refers to basic 2-wire, non-complex analog residential and business services. Can include feature capabilities (e.g., CLASS features).

Projects – Service requests that exceed the line size and/or level of complexity which would allow for the use of standard ordering and provisioning processes. Generally, due dates for projects are negotiated, coordination of service installations/changes is required and automated provisioning may not be practical.

Query Types – Pre-ordering information that is available to a CLEC that is categorized according to standards issued by OBF and/or the FCC.

Ready For Service (RFS) – the status achieved in the installation of a collocation arrangement when all "operational" work has been completed. Operational work consists of the following as applicable to the particular type of collocation:

- Cage enclosure complete;
- DC power is active (including fuses available, BDFB [Battery Distribution Fuse Board] in place, and cables between the CLEC and power terminated);
- Primary AC outlet in place;
- Cable racking and circuit terminations are complete (e.g. fiber jumpers placed between the Outside Plant Fiber Distribution Panel and the Central Office Fiber Distribution Panel serving the CLEC). and
- The following items complete, subject to the CLEC having made required payments to Qwest (e.g., final payment): (If the required CLEC payments have not been made, the following items are not required for RFS):
 - Key turnover made available to CLEC.
 - APOT/CFA complete, as defined/required in the CLEC's interconnection agreement and
 - Basic telephone service and other services and facilities complete, if ordered by CLEC in time to be provided on the scheduled RFS date (per Qwest's published standard installation intervals for such telephone service).

Ready for Service Date (RFS date) – the due date assigned to a collocation order (typically determined by regulatory rulings, contract terms, or negotiations with CLEC) to indicate when collocation installation is scheduled to be ready for service, as defined above.

Attachment 2

Oregon QPAP Amendment

QWEST Oregon SGAT Ninth Revision February 21, 2003

Reject – A status that can occur to a CLEC submitted local service request (LSR) when it does not meet certain criteria. There are two types of rejects: (1) syntax, which occur if required fields are not included in the LSR; and (2) content, which occur if invalid data is provided in a field. A rejected service request must be corrected and re-submitted before provisioning can begin.

Repeat Report – Any trouble report that is a second (or greater) report on the same telephone number/circuit ID and at the same premises address within 30 days. The original report can be any category, including excluded reports, and can carry any disposition code.

Service Group Type – The designation used to identify a category of similar services, .e.g., UNE loops.

Service Order – The work order created and distributed in ILECs systems and to ILEC work groups in response to a complete, valid local service request.

Service Order Type – The designation used to identify the major types of provisioning activities associated with a local service request.

Standard Interval – The interval that the ILEC publishes as a guideline for establishing due dates for provisioning a service request. Typically, due dates will not be assigned with intervals shorter than the standard. These intervals are specified by service type and type of service modification requested. ILECs publish these standard intervals in documents used by their own service representatives as well as ordering instructions provided to CLECs in the Qwest Standard Interval Guidelines.

Subsequent Reports – A trouble report that is taken in relation to a previously-reported trouble prior to the date and time the initial report has a status of “closed.”

Tandem Switch – Switch used to connect and switch trunk circuits between and among Central Office switches.

Time to Restore – The time interval from the receipt, by the ILEC, of a trouble report on a customer's service to the time service is fully restored to the customer.

Unbundled Network Element – Platform (UNE-P) – Combinations of network elements, including both new and conversions, involving POTS (i.e., basic services providing dialtone).

Unbundled Loop - The Unbundled Loop is a transmission path between a Qwest Central Office Distribution Frame, or equivalent, and the Loop Demarcation Point at an end user premises. Loop Demarcation Point is defined as the point where Qwest owned or controlled facilities cease, and CLEC, end user, owner or landlord ownership of facilities begins.

Usage Data – Data generated in network nodes to identify switched call data on a detailed or summarized basis. Usage data is used to create customer invoices for the calls.

Attachment 2
Oregon QPAP Amendment
QWEST Oregon SGAT Ninth Revision February 21, 2003
GLOSSARY OF ACRONYMS

ACRONYM	DESCRIPTION
ACD	Automatic Call Distributor
ADSL	Asymmetric Digital Subscriber Line
ALI	Automatic Line Information (for 911/E911 systems)
ASR	Service Request (processed via Exact system)
BRI	Basic Rate Interface (type of ISDN service)
CABS	Carrier Access Billing System
CKT	Circuit
CLEC	Competitive Local Exchange Carrier
CO	Central Office
CPE	Customer Premises Equipment
CRIS	Customer Record Information System
CSR	Customer Service Record
DA	Directory Assistance
DB	Decibel
DB	Database
DS0	Digital Service 0
DS1	Digital Service 1
DS3	Digital Service 3
E911 MS	E911 Management System
EAS	Extended Area Service
EB-TA	Electronic Bonding – Trouble Administration
EDI	Electronic Data Interchange
EELS	Enhanced Extended Links
ES	Emergency Services (for 911/E911)
FOC	Firm Order Confirmation
GUI	Graphical User Interface
HDSL	High-bit-rate Digital Subscriber Line
HICAP	High Capacity Digital Service
IEC	Interexchange Carrier
ILEC	Incumbent Local Exchange Carrier
INP	Interim Number Portability
IOF	Interoffice Facilities (refers to trunk facilities located between Qwest central offices)
ISDN	Integrated Services Digital Network
IMA	Interconnect Mediated Access
LATA	Local Access Transport Area
LERG	Local Exchange Routing Guide
LIDB	Line Identification Database
LIS	Local Interconnection Service Trunks
LNP	Long Term Number Portability
LSR	Local Service Request
N, T, C	Service Order Types - - N (new), T (to or transfer), C (change)
NANP	North American Numbering Plan
NDM	Network Data Mover
NPAC	Number Portability Administration Center
NXX	Telephone number prefix
OBF	Ordering and Billing Forum
OOS	Out of service (type of trouble condition)

ACRONYM	DESCRIPTION
OSS	Operations-al Support Systems
PBX	Private Branch Exchange
PON	Purchase Order Number
POTS	Plain Old Telephone Service
PRI	Primary Rate Interface (type of ISDN service)
RFS	Ready for Service (refers to collocation projects)
SOP	Service Order Processor
SOT	Service Order Type
SS7	Signaling System 7
STP	Signaling Transfer Point
TN	Telephone Number
UDIT	Unbundled Dedicated Interoffice Transport
UNE	Unbundled Network Element
UNE-P	Unbundled Network Element – Platform
VRU	Voice Response Unit
WFA	Work Force Administration
XDSL	(x) Digital Subscriber Line. (The “x” prefix refers to DSL generically. An “x” replaced by an “A” refers to Asymmetric DSL, and by an “H” refers to High-bit-rate DSL.)

1 Graphical User Interface

PO-20 – Manual Service Order Accuracy

Purpose: Evaluates the degree to which Qwest accurately processes CLECs' Local Service Requests (LSRs), which are electronically-submitted and manually processed by Qwest, into Qwest Service Orders.	
Description: Measures the percentage of Qwest service orders that are populated correctly, in specified data fields, with information obtained from CLEC LSRs. <ul style="list-style-type: none"> • Includes only service orders created from CLEC LSRs that Qwest receives electronically (via IMA-GUI or IMA-EDI) and manually processes in the creation of service orders, regardless of flow through eligibility, subject to exclusions as specified below. • Includes only service orders, from the product reporting categories specified below, that request inward line or feature activity (Change, New, and Transfer order types), are assigned a due date by Qwest, and are completed/closed in the reporting period. Change order types included in this measurement consist of all C orders with "I" and "T" action-coded line or feature USOCs. • Service orders evaluated in this measurement are either (1) those selected randomly ^{NOTE 1} and manually inspected for accuracy as defined herein, or (2) when Qwest develops mechanized capabilities for this measurement as specified in the Availability section below, all service orders satisfying the above criteria. • A service order will be classified as "accurate" and thus counted in the numerator in the formula below when evaluation determines that the fields specified in the Service Order Fields Evaluated section below (per the indicated phases), when populated on the LSR, are all accurate, as applicable, on the service order. Accuracy is defined as the contents of the specified fields, in the service orders involved in provisioning the service, matching the information from the relevant fields as provided in the latest version of associated LSRs. 	
Reporting Period: One month	Unit of Measure: Percent
Reporting Comparisons: CLEC Aggregate	Disaggregation Reporting: Region-wide
Formula: $\left[\frac{\text{Number of accurate service orders}}{\text{Number of evaluated service orders completed in the reporting period}} \right] \times 100$	
Exclusions: <ul style="list-style-type: none"> • Cancelled service orders. • Orders generated from LSRs with non-fatal errors. • Orders that cannot be matched to a corresponding LSR. 	
Product Reporting: <ul style="list-style-type: none"> • Resale POTS and UNE-P (POTS) • Unbundled Loops (Analog and Non-Loaded 2-wire) 	Standard: 95 percent
Availability: Under Development: <ul style="list-style-type: none"> • Phase 0 - Manual, random sampling approach: Jun 02 results reported in the Jul 02 report. • Phase 1 - Mechanized approach, replacing manual approach: TBD 	Notes: <ol style="list-style-type: none"> 1. Manually-selected orders will consist of 20 random, qualifying orders per day per product reporting category, specified above, from throughout Qwest's 14-state local service region.

Attachment 2
 Oregon QPAP Amendment
 QWEST Oregon SGAT Ninth Revision February 21, 2003

Service Order Fields Evaluated (by Phase of implementation)			
Phase 0 – (01 Jun 02 Forward) Random sampling approach; Manual comparison of the fields from the Service Order to the LSR:			
	Field Code	Field Name	Remarks
	CCNA	CLEC ID	Order entry validated from LSR Form
	D/Tsent	Date sent to help ID App	Order entry validated from LSR Form
	Name	Name of Customer	Order entry validated from End User or Directory Listings Forms, when applicable
	SANO	Service Address Number	Order entry validated from End User or Directory Listings Forms, when applicable
	SASD	Service Address Direction	Order entry validated from End User or Directory Listings Forms, when applicable
	SASN	Service Address Street Name	Order entry validated from End User or Directory Listings Forms, when applicable
	LD1	LOC	Order entry validated from End User or Directory Listings Forms, when applicable
	LV1	LOC #	Order entry validated from End User or Directory Listings Forms, when applicable
	City	City name	Order entry validated from End User or Directory Listings Forms, when applicable
	PON	Purchase Order Number	Order entry validated from LSR Form
	Date/ FOC'd date	Due Date on Order	Order entry validated from LSR FOC sent to the CLEC
Phase 1 – (Dates TBD) First phase of mechanized measurement:			
	Field Code	Field Name	Remarks
	Same as Phase 0	Same as Phase 0	
Future Phase – TBD in Long Term PID Administration; Additional fields included in mechanization, if any:			
	Field Code	Field Name	Remarks
	TBD	TBD	

PERFORMANCE ASSURANCE PLAN

1.0 Introduction

1.1 As set forth in this Agreement, Qwest and CLEC voluntarily agree to the terms of the following Performance Assurance Plan ("PAP"), prepared in conjunction with Qwest's application for approval under Section 271 of the Telecommunications Act of 1996 (the "Act") to offer in-region long distance service.

2.0 Plan Structure

2.1 The PAP is a two-tiered, self-executing remedy plan. CLEC shall be provided with Tier 1 payments if, as applicable, Qwest does not provide parity between the service it provides to CLEC and that which it provides to its own retail customers, or Qwest fails to meet applicable benchmarks.

2.1.1 As specified in section 7.0, if Qwest fails to meet parity and benchmark standards on an aggregate CLEC basis, Qwest shall make Tier 2 payments to a Fund established by the state regulatory commission or, if required by existing law, to the state general fund.

2.2 As specified in sections 6.0 and 7.0 and Attachments 1 and 2, payment is generally on a per occurrence basis, (i.e., a set dollar payment times the number of non-conforming service events). For the performance measurements which do not lend themselves to per occurrence payment, payment is on a per measurement basis, (i.e., a set dollar payment). The level of payment also depends upon the number of consecutive months of non-conforming performance, (i.e., an escalating payment the longer the duration of non-conforming performance).

2.3 Qwest shall be in conformance with the parity standard when service Qwest provides to CLEC is equivalent to that which it provides to its retail customers. The PAP relies upon statistical scoring to determine whether any difference between CLEC and Qwest performance results is significant, that is, not attributable to simple random variation. Statistical parity shall exist when performance results for CLEC and for Qwest retail analogue result in a z-value that is no greater than the critical z-values listed in the Critical Z-Statistical Table in section 5.0

2.4 For performance measurements that have no Qwest retail analogue, agreed upon benchmarks shall be used. Benchmarks shall be evaluated using a "stare and compare" method. For example, if the benchmark is for a particular performance measurement is 95% or better, Qwest performance results must be at least 95% to

meet the benchmark. Percentage benchmarks will be adjusted to round the allowable number of misses up or down to the closest integer, except when the sample size is 5 or less in which case the rounding will be up to the nearest integer. For example, for a 90% benchmark, the number of allowable misses is 10% times the sample size, rounded to the nearest integer. If the sample size is eight observations, (10% multiplied by 8 = 0.8) is rounded to 1, one miss would be permitted, and the effective benchmark would be 88% (1 minus 1/8).

3.0 Performance Measurements

3.1 The performance measurements included in the PAP are set forth in Attachment 1. Each performance measurement identified is defined in the Performance Indicator Definitions ("PIDs") developed in the ROC Operational Support System ("OSS") collaborative, and which are included in the SGAT at Exhibit B. The measurements have been designated as Tier 1, Tier 2, or both Tier 1 and Tier 2 and given a High, Medium, or Low designation.

4.0 Statistical Measurement

4.1 Qwest uses a statistical test, namely the modified "z-test," for evaluating the difference between two means (i.e., Qwest and CLEC service or repair intervals) or two percentages (e.g., Qwest and CLEC proportions), to determine whether a parity condition exists between the results for Qwest and the CLEC(s). The modified z-tests shall be applicable if the number of data points are greater than 30 for a given measurement. For testing measurements for which the number of data points are 30 or less, Qwest will use a permutation test to determine the statistical significance of the difference between Qwest and CLEC.

4.2 Qwest shall be in conformance when the monthly performance results for parity measurements (whether in the form of means, percents, or proportions and at the equivalent level of disaggregation) are such that the calculated z-test statistics are not greater than the critical z-values as listed in Table 1, section 5.0.

4.3 Qwest shall be in conformance with benchmark measurements when the monthly performance result equals or exceeds the benchmark, if a higher value means better performance, and when the monthly performance result equals or is less than the benchmark if a lower value means better performance.

The formula for determining parity using the modified z-test is:

$$z = \text{DIFF} / \sigma_{\text{DIFF}}$$

Where:

$$\text{DIFF} = M_{\text{Qwest}} - M_{\text{CLEC}}$$

M_{QWEST} = Qwest average or proportion

M_{CLEC} = CLEC average or proportion

$$\sigma_{\text{DIFF}} = \text{square root } [\sigma^2_{\text{Qwest}} (1/n_{\text{CLEC}} + 1/n_{\text{Qwest}})]$$

σ_{Qwest} = calculated variance for Qwest

n_{Qwest} = number of observations or samples used in Qwest measurement

n_{CLEC} = number of observations or samples used in CLEC measurement

The modified z-tests will be applied to reported parity measurements that contain more than 30 data points.

In calculating the difference between Qwest and CLEC performance, the above formula applies when a larger Qwest value indicates a better level of performance. In cases where a smaller Qwest value indicates a higher level of performance, the order is reversed, i.e., $M_{\text{CLEC}} - M_{\text{QWEST}}$.

4.3.1 For parity measurements where the number of data points is 30 or less, Qwest will apply a permutation test to test for statistical significance. Permutation analysis will be applied to calculate the z-statistic using the following logic:

Calculate the modified z-statistic for the actual arrangement of the data

Pool and mix the CLEC and Qwest data sets

Perform the following 1000 times:

Randomly subdivide the pooled data sets into two pools, one the same size as the original CLEC data set (n_{CLEC}) and one reflecting the remaining data points, and one reflecting the remaining data points, (which is equal to the size of the original Qwest data set or n_{QWEST}).

Compute and store the modified² z-test score (Z_S) for this sample.
 Count the number of times the z-statistic for a permutation of the data is greater than the actual modified³ z- statistic
 Compute the fraction of permutations for which the statistic for the rearranged data is greater than the statistic for the actual samples

If the fraction is greater than α , the significance level of the test, the hypothesis of no difference is not rejected, and the test is passed. The α shall be .05 when the critical z value is 1.645 and .15 when the critical z value is 1.04.

5.0 Critical Z-Value

5.1 The following table shall be used to determine the critical z-value that is referred to in section 6.0. It is based on the monthly business volume of the CLEC for the particular performance measurements for which statistic testing is being performed.

TABLE 1: CRITICAL Z-VALUE

<u>CLEC volume</u> <u>(Sample size)</u>	LIS Trunks, UDITs, Resale, UBL-DS1 and DS- 3	<u>All Other</u>
1-10	1.04*	1.645
11-150	1.645	1.645
151-300	2.0	2.0
301-600	2.7	2.7
601-3000	3.7	3.7
3001 and above	4.3	4.3

* The 1.04 applies for individual month testing for performance measurements involving LIS trunks and DS-1 and DS-3 that are UDITs, Resale, or Unbundled Loops. The performance measurements are OP-3d/e, OP-4d/e, OP-5, OP-6-4/5, MR-5a/b, MR-7d/e, and MR-8.

For purposes of determining consecutive month misses, 1.645 shall be used. Where performance measurements disaggregate to zone 1 and zone 2, the zones shall be combined for purposes of statistical testing.

6.0 Tier 1 Payments to CLEC

6.1 Tier 1 payments to CLEC shall be made solely for the performance measurements designated as Tier 1 on Attachment 1. The payment amount for non-conforming service varies depending upon the designation of performance measurements as High, Medium, and Low and the duration of the non-conforming service condition as described below. Non-conforming service is defined in section 4.0.

6.1.1 Determination of Non-Conforming Measurements: The number of performance measurements that are determined to be non-conforming and, therefore, eligible for Tier 1 payments, are limited according to the critical z-value shown in Table 1, section 5.0. The critical z-values are the statistical standard that determines for each CLEC performance measurement whether Qwest has met parity. The critical z-value is selected from Table 1 according to the monthly CLEC volume for the performance measurement. For instance, if the CLEC sample size for that month is 100, the critical z-value is 1.645 for the statistical testing of that parity performance measurement.

6.2 Determination of the Amount of Payment: Tier 1 payments to CLEC, except as provided for in sections 6.3 and 10.0, are calculated and paid monthly based on the number of performance measurements exceeding the critical z-value. Payments will be made on either a per occurrence or per measurement basis, depending upon the performance measurement, using the dollar amounts specified in Table 2 below. The dollar amounts vary depending upon whether the performance measurement is designated High, Medium, or Low and escalate depending upon the number of consecutive months for which Qwest has not met the standard for the particular measurement.

6.2.1 The escalation of payments for consecutive months of non-conforming service will be matched month for month with de-escalation of payments for every month of conforming service. For example, if Qwest has four consecutive monthly "misses" it will make payments that escalate from month 1 to month 4 as shown in Table 2. If, in the next month, service meets the standard, Qwest makes no payment. A payment "indicator" de-escalates down from month 4 to month 3. If Qwest misses the following month, it will make payment at the month 3 level of Table 2 because that is where the payment "indicator" presently sits. If Qwest misses again the following month, it will make payments that escalate back to the month 4 level. The payment level will de-escalate back to the original month 1 level only upon conforming service sufficient to move the payment "indicator" back to the month 1 level.

6.2.2 For those performance measurements listed on Attachment 2 as "Performance Measurements Subject to Per Measurement Caps," payment to a CLEC in a single month shall not exceed the amount listed in Table 2 below for the "Per Measurement" category. For those performance measurements listed on Attachment 2 as "Performance Measurements Subject to Per Measurement Payments," payment to a CLEC will be the amount set forth in Table 2 below under the section labeled "per measurement."

TABLE 2: TIER-1 PAYMENTS TO CLEC

Per Occurrence						
Measurement Group	Month 1	Month 2	Month 3	Month 4	Month 5	Month 6 and each following month
High	\$150	\$250	\$500	\$600	\$700	\$800
Medium	\$ 75	\$150	\$300	\$400	\$500	\$600
Low	\$ 25	\$ 50	\$100	\$200	\$300	\$400

Per Measurement Cap						
Measurement Group	Month 1	Month 2	Month 3	Month 4	Month 5	Month 6 and each following month
High	\$25,000	\$50,000	\$75,000	\$100,000	\$125,000	\$150,000
Medium	\$10,000	\$20,000	\$30,000	\$40,000	\$50,000	\$60,000
Low	\$ 5,000	\$10,000	\$15,000	\$20,000	\$25,000	\$30,000

6.3 For collocation, CP-2 and CP-4 performance measurements shall be relied upon for delineation of collocation business rules. For purposes of calculating Tier 1 payments, collocation jobs and collocation feasibility studies that are later than the due date will have a per day payment applied according to Table 3. The per-day payment will be applied to any collocation job in which the feasibility study is provided or the collocation installation is completed later than the scheduled date. The calculation of the payment amount will be performed by applying the per day payment amounts as specified in Table 3. Thus, for days 1 through 10, the payment is \$150 per day. For days 11 through 20, the payment is \$300 per day and so on.

TABLE 3: TIER-1 COLLOCATION PAYMENTS TO CLECS

Days Late	Completion Date	Feasibility Study
1 to 10 days	\$150/day	\$45/day
11 to 20 days	\$300/day	\$90/day
21 to 30 days	\$450/day	\$135/day
31 to 40 days	\$600/day	\$180/day
More than 40 days	\$1,000/day	\$300/day

6.4 A minimum payment calculation shall be performed at the end of each year for each CLEC with annual order volumes of no more than 1,200. The payment shall be calculated by multiplying \$2,000 by the number of months in which at least one payment was made to the CLEC. To the extent that the actual CLEC payment for the year is less than the product of the preceding calculation, Qwest shall make an additional payment equal to the difference.

7.0 Tier 2 Payments to the State

7.1 Payments to the State shall be limited to the performance measurements designated in section 7.4 for Tier 2 per measurement payments and in Attachment 1 for per occurrence payments and which have at least 10 data points each month for the period payments are being calculated. Similar to the Tier 1 structure, Tier 2 measurements are categorized as High, Medium, and Low and the amount of payments for non-conformance varies according to this categorization.

7.2 Determination of Non-Conforming Measurements: The determination of non-conformance will be based upon the aggregate of all CLEC data for each Tier 2 performance measurement. Non-conforming service is defined in section 4.2 (for parity measurements) and 4.3 (for benchmark measurements), except that a 1.645 critical z-value shall be used for all parity measurements but MR-2 and OP-2. The critical z-value is the statistical standard that determines for each performance measurement whether Qwest has met parity.

7.3 Determination of the Amount of Payment: Except as provided in section 7.4, Tier 2 payments are calculated and paid monthly based on the number of performance measurements for. If in any 12-month rolling period in which there have been two non-compliant months out of any three consecutive months, Tier 2 payments shall be triggered by an additional single month of non-compliance during such rolling period. Payments shall drop to zero when there has been a 12-month period without two consecutive months of non-compliance. Payment will be made on either a per occurrence or per measurement basis, whichever is applicable to the performance measurement, using the dollar amounts specified in Table 4 or Table 5

below. Except as provided in section 7.4, the dollar amounts vary depending upon whether the performance measurement is designated High, Medium, or Low.

7.3.1 For those Tier 2 measurements listed on Attachment 2 as "Performance Measurements Subject to Per Measurement Caps," payment to the State in a single month shall not exceed the amount listed in Table 4 for the "Per Measurement" category.

TABLE 4: TIER-2 PAYMENTS TO STATE FUNDS

Per Occurrence

Measurement Group	
High	\$500
Medium	\$300
Low	\$200

Per Measurement/Cap

Measurement Group	
High	\$75,000
Medium	\$30,000
Low	\$20,000

7.4 Performance Measurements Subject to Per Measurement Payment: The following Tier 2 performance measurements shall have their performance results measured on a region-wide (14 state) basis. Failure to meet the performance standard, therefore, will result in a per measurement payment in each of the Qwest in-region 14 states adopting this PAP. The performance measurements are:

- GA-1: Gateway Availability - IMA-GUI
- GA-2: Gateway Availability - IMA-EDI
- GA-3: Gateway Availability – EB-TA
- GA-4: System Availability – EXACT
- GA-6: Gateway Availability – GUI-Repair
- PO-1: Pre-Order/Order Response Times
- OP-2: Call Answered within Twenty Seconds – Interconnect Provisioning Center
- MR-2: Calls Answered within Twenty Seconds – Interconnect Repair Center
- PO-20: Manual Service Order Accuracy

GA-1 has three sub-measurements: GA-1A, GA-1B, and GA-1C. PO-1 shall have two sub-measurements: PO-1A and PO-1B. PO-1A and PO-1B shall have their transaction types aggregated together. PO-20 shall have two product

For these measurements, Qwest will make a Tier 2 payment based upon monthly performance results according to Table 5: Tier 2 Per Measurement Payments to State Funds.

TABLE 5: TIER-2 PER MEASUREMENT PAYMENTS TO STATE FUNDS

Measurement	Performance	State Payment	14 State Payment
GA-1,2,3,4,6	1% or lower	\$1,000	\$14,000
	>1% to 3%	\$10,000	\$140,000
	>3% to 5%	\$20,000	\$280,000
	>5%	\$30,000	\$420,000
PO-1	2 sec. Or less	\$1,000	\$14,000
	>2 sec. to 5 sec.	\$5,000	\$70,000
	>5 sec. to 10 sec.	\$10,000	\$140,000
	>10 sec.	\$15,000	\$210,000
OP-2/MR-2	1% or lower	\$1,000	\$14,000
	>1% to 3%	\$5,000	\$70,000
	>3% to 5%	\$10,000	\$140,000
	>5%	\$15,000	\$210,000
PO-20			
- Resale POTS / UNE-P (POTS)	1% or lower	\$500	\$7,000
	>1% to 3%	\$2,500	\$35,000
	>3% to 5%	\$5,000	\$70,000
	>5%	\$7,500	\$105,000
- Unbundled Loops (Analog and 2-Wire Non-Loaded)	1% or lower	\$500	\$7,000
	>1% to 3%	\$2,500	\$35,000
	>3% to 5%	\$5,000	\$70,000
	>5%	\$7,500	\$105,000

7.5 Payment of Tier 2 Funds: Tier 2 payments shall be made to the Connecting Oregon Communities Fund pursuant to Oregon Revised Statutes 759.445(1) or as may be otherwise provided under state law.

8.0 Step by Step Calculation of Monthly Tier 1 Payments to CLEC

8.1 Application of the Critical Z-Values: Qwest shall identify the Tier 1 parity performance measurements that measure the service provided to CLEC by Qwest for the month in question and the critical z-value from Table 1 in section 5.0 that shall be used for purposes of statistical testing for each particular performance measurement. The statistical testing procedures described in section 4.0 shall be applied. For the purpose of determining the critical z-values, each disaggregated category of a performance measurement is treated as a separate sub-measurement. The critical z-value to be applied is determined by the CLEC volume at each level of disaggregation or sub-measurement.

8.2 Performance Measurements for which Tier 1 Payment is Per Occurrence:

8.2.1 Performance Measurements that are Averages or Means:

8.2.1.1 Step 1: For each performance measurement, the average or the mean that would yield the critical z-value shall be calculated. The same denominator as the one used in calculating the z-statistic for the measurement shall be used. (For benchmark measurements, the benchmark value shall be used.)

8.2.1.2 Step 2: The percentage differences between the actual averages and the calculated averages shall be calculated. The calculation is $\% \text{ diff} = (\text{CLEC result} - \text{Calculated Value}) / \text{Calculated Value}$. The percent difference shall be capped at a maximum of 100%. In all calculations of percent differences in sections 8.0 and 9.0, the calculated percent differences is capped at 100%.

8.2.1.3 Step 3: For each performance measurement, the total number of data points shall be multiplied by the percentage calculated in the previous step and the per occurrence dollar amounts from the Tier 1 Payment Table shall determine the payment to the CLEC for each non-conforming performance measurement.

8.2.2 Performance Measurements that are Percentages:

8.2.2.1 Step 1: For each performance measurement, the percentage that would yield the critical z-value shall be calculated. The same denominator as the one used in calculating the z- statistic for the measurement shall be used. (For benchmark measurements, the benchmark value shall be used.)

8.2.2.2 Step 2: The difference between the actual percentages for the CLEC and the calculated percentages shall be determined.

8.2.2.3 Step 3: For each performance measurement, the total number of data points shall be multiplied by the difference in percentage calculated in the previous step, and the per occurrence dollar amount taken from the Tier 1 Payment Table, to determine the payment to the CLEC for each non-conforming performance measurement.

8.2.3 Performance Measurements that are Ratios or Proportions:

8.2.3.1 Step 1: For each performance measurement the ratio that would yield the critical z-value shall be calculated. The same denominator as the one used in calculating the z-statistic for the measurement shall be used. (For benchmark measurements, the benchmark value shall be used.)

8.2.3.2 Step 2: The absolute difference between the actual rate for the CLEC and the calculated rate shall be determined.

8.2.3.3 Step 3: For each performance measurement, the total number of data points shall be multiplied by the difference calculated in the previous step, and the per occurrence dollar amount taken from the Tier 1 Payment Table, to determine the payment to the CLEC for each non-conforming performance measurement.

8.3 Performance Measurements for which Tier 1 Payment is Per Measure:

8.3.1 For each performance measurement where Qwest fails to meet the standard, the payment to the CLEC shall be the dollar amount shown on the "per measure" portion of Table 2: Tier 1 Payments to CLEC.

9.0 Step by Step Calculation of Monthly Tier 2 Payments to State Funds

9.1.1 Application of the Critical Z-Value: Qwest shall identify the Tier 2 parity performance measurements that measure the service provided by Qwest to all CLECs for the month in question shall be determined. The statistical testing procedures described in section 4.0 shall be applied, except that a 1.645 critical z-value shall be used for all parity measurements but MR-2 and OP-2.

9.1.2 To determine if Tier 2 payments for performance measurements listed on Attachment 1 shall be made in the current month, the following shall be determined: (1) If in any 12-month rolling period in which there have been two

non-compliant months out of any three consecutive months, Tier 2 payments shall be triggered by an additional single month of non-compliance during such rolling period. (2) Payments shall drop to zero when there has been a 12-month period without two consecutive months of non-compliance.

9.2 Performance Measurements for which Tier 2 Payment is Per Occurrence:

9.2.1 Performance Measurements that are Averages or Means:

9.2.1.1 Step 1: The monthly average or the mean for each performance measurement that would yield the critical z-value shall be calculated. The same denominator as the one used in calculating the z-statistic for the measurement shall be used. (For benchmark measurements, the benchmark value shall be used.)

9.2.2.2 Step 2: The percentage difference between the actual averages and the calculated averages shall be calculated. The calculation for parity measurements is $\% \text{ diff} = (\text{actual average} - \text{calculated average}) / \text{calculated average}$. The percent difference shall be capped at a maximum of 100%. In all calculations of percent differences in section 8.0 and section 9.0, the calculated percent difference is capped at 100%.

9.2.2.3 Step 3: For each performance measurement, the total number of data points each month shall be multiplied by the percentage calculated in the previous step. The result (shall be calculated and rounded to the nearest integer) is then multiplied by the result of the per occurrence dollar amount taken from the Tier 2 Payment Table to determine the payment to the State for each non-conforming performance measurement.

9.3 Performance Measurements that are Percentages:

9.3.1 Step 1: For each performance measurement, the monthly percentage that would yield the critical z-value shall be calculated. The same denominator as the one used in calculating the z-statistic for the measurement shall be used. (For benchmark measurements, the benchmark value shall be used.)

9.3.1.2 Step 2: The difference between the actual percentages and the calculated percentages shall be calculated. The calculation for parity measurement is $\text{diff} = (\text{CLEC result} - \text{calculated percentage})$. This formula shall be applicable where a high value is indicative of poor performance. The

formula shall be reversed where high performance is indicative of good performance.

9.3.1.3 Step 3: For each performance measurement, the total number of data points for each month shall be multiplied by the difference in percentage calculated in the previous step. The result (shall be calculated and rounded to the nearest integer) is then multiplied by the result of the per occurrence dollar amounts taken from the Tier 2 Payment Table to determine the payment to the State.

9.4 Performance Measurements that are Ratios or Proportions:

9.4.1 Step 1: For each performance measurement, the ratio that would yield the critical z-value shall be calculated. The same denominator as the one used in calculating the z-statistic for the measurement shall be used. (For benchmark measurements, the benchmark value shall be used.)

9.4.1.1 Step 2: The difference between the actual rate for the CLEC and the calculated rate shall be calculated. The calculation is: $\text{diff} = (\text{CLEC rate} - \text{calculated rate})$. This formula shall apply where a high value is indicative of poor performance. The formula shall be reversed where high performance is indicative of good performance.

9.4.1.2 Step 3: For each performance measurement, the total number of data points shall be multiplied by the difference calculated in the previous step. The result (shall be calculated and rounded to the nearest integer) is then multiplied by the result of the per occurrence dollar amounts taken from the Tier 2 Payment Table to determine the payment to the State.

9.5 Performance Measurements for which Tier 2 Payment is Per Measure:

9.5.1 For each performance measurement where Qwest fails to meet the standard, the payment to the State Fund shall be the dollar amount shown on the "per measure" portion of the Tier 2 Payment Table.

10.0 Low Volume, Developing Markets

10.1 For certain qualifying performance standards, if the aggregate monthly volumes of CLECs participating in the PAP are more than 10, but less than 100, Qwest will make Tier 1 payments to CLECs for failure to meet the parity or benchmark standard for the qualifying performance sub-measurements. The qualifying sub-measurements are the UNE-P (POTS), megabit resale, and ADSL qualified loop product disaggregation of OP-3, OP-4, OP-5, MR-3, MR-5, MR-7, and

MR-8. If the aggregate monthly CLEC volume is greater than 100, the provisions of this section shall not apply to the qualifying performance sub-measurement.

10.2 The determination of whether Qwest has met the parity or benchmark standards will be made using aggregate volumes of CLECs participating in the PAP. In the event Qwest does not meet the applicable performance standards, a total payment to affected CLECs will be determined in accordance with the high, medium, low designation for each performance measurement (see Attachment 1) and as described in section 8.0, except that CLEC aggregate volumes will be used. In the event the calculated total payment amount to CLECs is less than \$5,000, a minimum payment of \$5,000 shall be made. The resulting total payment amount to CLECs will be apportioned to the affected CLECs based upon each CLEC's relative share of the number of total service misses.

10.3 At the six (6)-month reviews, Qwest will consider adding to the above list of qualifying performance sub-measurements, new products disaggregation representing new modes of CLEC entry into developing markets.

11.0 Payment

11.1 Payments to CLEC or the State shall be made one month following the due date of the performance measurement report for the month for which payment is being made. Qwest will pay interest on any late payment and underpayment at the prime rate as reported in the Wall Street Journal. On any overpayment, Qwest is allowed to offset future payments by the amount of the overpayment plus interest at the prime rate.

11.2 Payment to CLEC shall be made via bill credits. To the extent that a monthly payment owed to CLEC under this PAP exceeds the amount owed to Qwest by CLEC on a monthly bill, Qwest will issue a check or wire transfer to CLEC in the amount of the overage. Payment to the State shall be made via check or wire transfer.

12.0 Cap on Tier 1 and Tier 2 Payments

12.1 There shall be a cap on the total payments made by Qwest for a 12 month period beginning with the effective date of the PAP for the State of Oregon. The annual cap for the State of Oregon shall be \$48,000,000 (36% of the 1999 ARMIS Net Return), subject to any applicable adjustment permitted pursuant to section 12.2. CLEC agrees that this amount constitutes a maximum annual cap that shall apply to the aggregate total of Tier 1 liquidated damages, including any such damages paid pursuant to this Agreement, any other interconnection agreement, or any other payments made for the same underlying activity or omission under any other

contract, order or rule and Tier 2 assessments or payments made by Qwest for the same underlying activity or omission under another contract, order or rule.

12.2 The 36% annual cap may be increased to 44% or decreased to 30% of 1999 ARMIS Net Return as follows:

12.2.1 An increase in the cap of a maximum of 4 percentage points at any one time (i.e., first to 40 percent) shall occur upon order by the Commission if the cap has been exceeded for any consecutive period of 24 months by that same 4 percent or more, provided that: (a) the Commission has determined that the preponderance of the evidence shows Qwest could have remained beneath the cap through reasonable and prudent effort, and (b) the Commission has made that determination after having available to it on the record the results of audits and root cause analyses, and provided an opportunity for Qwest to be heard.

12.2.2 A decrease in the cap of a maximum of 4 percentage points at any one time shall occur upon order by the Commission after performance for any consecutive period of 24 months in which total payments are 8 or more percentage points below the cap amount, provided that: (a) the Commission has determined that the preponderance of the evidence shows the performance results underlying those payments results from an adequate Qwest commitment to meeting its responsibilities to provide adequate wholesale service and to keeping open its local markets and (b) the Commission shall have made that determination after providing all interested parties an opportunity to be heard.

12.2.3 The provisions of 12.2.1 and 12.2.2 shall be in effect for the next 24 month period commencing with the end of the 24 month period upon which the Commission's order is based.

12.3 If the annual cap is reached, each CLEC shall, as of the end of the year, be entitled to receive the same percentage of its total calculated Tier 1 payments. In order to preserve the operation of the annual cap, the percentage equalization shall take place as follows:

12.3.1 The amount by which any month's total year-to-date Tier 1 and Tier 2 payments exceeds the cumulative monthly cap (defined as 1/12th of the annual cap times the cumulative number of months to date) shall be calculated and apportioned between Tier 1 and Tier 2 according to the percentage that each bore of total payments for the year-to-date. The Tier 1 apportionment resulting of this calculation shall be known as the "Tracking Account."

12.3.2 The Tier 1 apportionment shall be debited against the monthly payment due to each CLEC, by applying to the year-to-date payments received by each the percentage necessary to generate the required total Tier 1 amount.

12.3.3 The Tracking Amount shall be apportioned among all CLECs so as to provide each with payments equal in percentage of its total year to date Tier 1 payment calculations.

12.3.4 This calculation shall take place in the first month that the year-to-date total Tier 1 and Tier 2 payments are expected to exceed the cumulative monthly cap and for each month of that year thereafter. Qwest shall recover any debited amounts by reducing payments due from any CLEC for that and any succeeding months, as necessary.

13.0 Limitations

13.1 The PAP shall not become available in the State unless and until Qwest receives effective section 271 authority from the FCC for that State.

13.2 Qwest will not be liable for Tier 1 payments to CLEC in an FCC approved state until the Commission has approved an interconnection agreement between CLEC and Qwest which adopts the provisions of this PAP.

13.3 Qwest shall not be obligated to make Tier 1 or Tier 2 payments for any measurement if and to the extent that non-conformance for that measurement was the result of any of the following: 1) a Force Majeure event, including but not limited to acts of nature, acts of civil or military authority, government regulations, embargoes, epidemics, terrorist acts, riots, insurrections, fires, explosions, earthquakes, nuclear accidents, floods, work stoppages, equipment failure, power blackouts, volcanic action, other major environmental disturbances, unusually severe weather conditions, inability to secure products or services of other persons or transportation facilities or acts or omissions of transportation carriers; 2) an act or omission by a CLEC that is contrary to any of its obligations under its interconnection agreement with Qwest or under federal or state law; an act or omission by CLEC that is in bad faith. Examples of bad faith conduct include, but are not limited to: unreasonably holding service orders and/or applications, "dumping" orders or applications in unreasonably large batches, "dumping" orders or applications at or near the close of a business day, on a Friday evening or prior to a holiday, and failing to provide timely forecasts to Qwest for services or facilities when such forecasts are required to reasonably provide services or facilities; or 3) problems associated with third-party systems or equipment, which could not have been avoided by Qwest in the exercise of reasonable diligence, *provided, however*, that this third party exclusion will not be raised in the State more than three times within a calendar year.

13.3.1 Qwest will not be excused from Tier 1 or Tier 2 payments for any reason except as described in Section 13.0. Qwest will have the burden of demonstrating that its non-conformance with the performance measurement was excused on one of the grounds described in this PAP.

13.4 Qwest's agreement to implement these enforcement terms, and specifically its agreement to pay any "liquidated damages" or "assessments" hereunder, will not be considered as an admission against interest or an admission of liability in any legal, regulatory, or other proceeding relating in whole or in part to the same performance.

13.4.1 CLEC may not use: 1) the existence of this enforcement plan; or 2) Qwest's payment of Tier -1 "liquidated damages" or Tier 2 "assessments" as evidence that Qwest has discriminated in the provision of any facilities or services under Sections 251 or 252, or has violated any state or federal law or regulation. Qwest's conduct underlying its performance measures, however are not made inadmissible by its terms.

13.4.2 By accepting this performance remedy plan, CLEC agrees that Qwest's performance with respect to this remedy plan may not be used as an admission of liability or culpability for a violation of any state or federal law or regulation. (Nothing herein is intended to preclude Qwest from introducing evidence of any Tier 1 "liquidated damages" under these provisions for the purpose of offsetting the payment against any other damages or payments a CLEC might recover.) The terms of this paragraph do not apply to any proceeding before the Commission or the FCC to determine whether Qwest has met or continues to meet the requirements of section 271 of the Act.

13.5 By incorporating these liquidated damages terms into the PAP, Qwest and CLEC accepting this PAP agree that proof of damages from any non-conforming performance measurement would be difficult to ascertain and, therefore, liquidated damages are a reasonable approximation of any contractual damages that may result from a non-conforming performance measurement. Qwest and CLEC further agree that Tier 1 payments made pursuant to this PAP are not intended to be a penalty. The application of the assessments and damages provided for herein is not intended to foreclose other noncontractual legal and non-contractual regulatory claims and remedies that may be available to a CLEC.

13.6 This PAP contains a comprehensive set of performance measurements, statistical methodologies, and payment mechanisms that are designed to function together, and only together, as an integrated whole. To elect the PAP, CLEC must adopt the PAP in its entirety, in its interconnection agreement with Qwest in lieu of other alternative standards or relief for the same wholesale services governed by the QPAP. Where alternative standards or remedies for Qwest wholesale services governed by the QPAP are available under rules, orders, or contracts, including

interconnection agreements, CLEC will be limited to either PAP standards and remedies or the standards and remedies available under rules, orders, or contracts and CLECs choice of remedies shall be specified in its interconnection agreement.

13.7 Any liquidated damages payment by Qwest under these provisions is not hereby made inadmissible in any proceeding related to the same conduct where Qwest seeks to offset the payments against any other damages a CLEC may recover; whether or not the nature of the damages sought by the CLEC is such that an offset is appropriate will be determined in the relevant proceeding.

13.8 Qwest shall not be liable for both Tier 2 payments under the PAP and assessments, sanctions, or other payments for the same underlying activity or omission pursuant to any Commission order or service quality rules.

13.9 Whenever a Qwest Tier 1 payment to an individual CLEC exceeds \$3 million in a month, Qwest may commence a proceeding to demonstrate why it should not be required to pay any amount in excess of the \$3 million. Upon timely commencement of the proceeding, Qwest must pay the balance of payments owed in excess of \$3 million into escrow, to be held by a third-party pending the outcome of the proceeding. To invoke these escrow provisions, Qwest must file, not later than the due date of the Tier 1 payments, its application. Qwest will have the burden of proof to demonstrate why, under the circumstances, it would be unjust to require it to make the payments in excess of \$3 million. If Qwest reports non-conforming performance to CLEC for three consecutive months on 20% or more of the measurements reported to CLEC and has incurred no more than \$1 million in liability to CLEC, then CLEC may commence a similar proceeding. In any such proceeding CLEC will have the burden of proof to demonstrate why, under the circumstances, justice requires Qwest to make payments in excess of the amount calculated pursuant to the terms of the PAP. The disputes identified in this section shall be resolved in a manner specified in the Dispute Resolution section of the SGAT or interconnection agreement with the CLEC.

14.0 Reporting

14.1 Upon receiving effective section 271 authority from the FCC for a state, Qwest will provide CLEC that has an approved interconnection agreement with Qwest, a monthly report of Qwest's performance for the measurements identified in the PAP by the last day of the month following the month for which performance results are being reported. However, Qwest shall have a grace period of five business days, so that Qwest shall not be deemed out of compliance with its reporting obligations before the expiration of the five business day grace period. Qwest will collect, analyze, and report performance data for the measurements listed on Attachment 1 in accordance with the most recent version of the PIDs. Upon CLEC's request, data

files of the CLEC's raw data, or any subset thereof, will be transmitted, without charge, to CLEC in a mutually acceptable format, protocol, and transmission medium.

14.2 Qwest will also provide the Commission a monthly report of aggregate CLEC performance results pursuant to the PAP by the last day of the month following the month for which performance results are being reported. However, Qwest shall have a grace period of five business days, so that Qwest shall not be deemed out of compliance with its reporting obligations before the expiration of the five business day grace period. Solely upon the specific order of the Commission, data files of participating CLEC raw data, or any subset thereof, will be transmitted, without charge, to the Commission in a mutually acceptable format, protocol, and transmission form, provided that Qwest shall first initiate any procedures necessary to protect the confidentiality and to prevent the public release of the information pending any applicable Commission procedures. Qwest shall provide such notice as the Commission directs to the CLEC involved. By accepting this PAP, CLEC consents to Qwest providing CLEC's report and raw data to the Commission.

14.3 In the event Qwest does not provide CLEC and the Commission with a monthly report by the last day of the month following the month for which performance results are being reported, Qwest will pay to the State a total of \$500 for each business day for which performance reports are 6 to 10 business days past the due date; \$1,000 for each business day for which performance reports are 11 to 15 business days past the due date; and \$2,000 for each business day for which performance results are more than 15 business days past the due date. If reports are on time but are missing performance results, Qwest will pay to the State a total of one-fifth of the late report amount for each missing performance measurement, subject to a cap of the full late report amount. These amounts represent the total payments for omitting performance measurements or missing any report deadlines, rather than a payment per report. Prior to the date of a payment for late reports, Qwest may file a request for a waiver of the payment, which states the reasons for the waiver. The Commission may grant the waiver, deny the waiver, or provide any other relief that may be appropriate.

14.4 To the extent that Qwest recalculates payments made under this PAP, such recalculation shall be limited to the preceding three years (measured from the later of the provision of a monthly credit statement or payment due date). Qwest shall retain sufficient records to demonstrate fully the basis for its calculations for long enough to meet this potential recalculation obligation. CLEC verification or recalculation efforts should be made reasonably contemporaneously with Qwest measurements. In any event, Qwest shall maintain the records in a readily useable form for one year. For the remaining two years, the records may be retained in archived format. Any payment adjustments shall be subject to the interest rate provisions of section 11.1.

15.0 Integrated Audit Program/Investigations of Performance Results

15.1 Audits of the PAP shall be conducted in a two-year cycle under the auspices of the participating Commissions in accordance with a detailed audit plan developed by an independent auditor retained for a two-year period. The participating Commissions shall select the independent auditor with input from Qwest and CLECs.

15.1.1 The participating Commissions shall form an oversight committee of Commissioners who will choose the independent auditor and approve the audit plan. Any disputes as to the choice of auditor or the scope of the audit shall be resolved through a vote of the chairs of the participating commissions pursuant to Section 15.1.4.

15.1.2 The audit plan shall be conducted over two years. The audit plan will identify the specific performance measurements to be audited, the specific tests to be conducted, and the entity to conduct them. The audit plan will give priority to auditing the higher risk areas identified in the OSS report. The two-year cycle will examine risks likely to exist across that period and the past history of testing, in order to determine what combination of high and more moderate areas of risk should be examined during the two-year cycle. The first year of a two-year cycle will concentrate on areas most likely to require follow-up in the second year.

15.1.3 The audit plan shall be coordinated with other audit plans that may be conducted by other state commissions so as to avoid duplication, shall not impede Qwest's ability to comply with the other provisions of the PAP and should be of a nature and scope that can be conducted in accordance with the reasonable course of Qwest's business operations.

15.1.4 Any dispute arising out of the audit plan, the conduct of the audit, or audit results shall be resolved by the oversight committee of Commissioners. Decisions of the oversight committee of Commissioners may be appealed to a committee of the chairs of the participating Commissions.

15.2 Qwest may make management processes more accurate or more efficient to perform without sacrificing accuracy. These changes are at Qwest's discretion but will be reported to the independent auditor in quarterly meetings in which the auditor may ask questions about changes made in the Qwest measurement regimen. The meetings, which will be limited to Qwest and the independent auditor, will permit an independent assessment of the materiality and propriety of any Qwest changes, including, where necessary, testing of the change details by the independent auditor. The information gathered by the independent auditor may be the basis for reports by

the independent auditor to the participating Commissions and, where the commissions deem it appropriate, to other participants.

15.3 In the event of a disagreement between Qwest and CLEC as to any issue regarding the accuracy or integrity of data collected, generated, and reported pursuant to the PAP, Qwest and the CLEC shall first consult with one another and attempt in good faith to resolve the issue. If an issue is not resolved within 45 days after a request for consultation, CLEC and Qwest may, upon a demonstration of good cause, (e.g., evidence of material errors or discrepancies) request an independent audit to be conducted, at the initiating party's expense. The independent auditor will assess the need for an audit based upon whether there exists a material deficiency in the data or whether there exists an issue not otherwise addressed by the audit plan for the current cycle. The dispute resolution provision of section 18.0 is available to any party questioning the independent auditor's decision to conduct or not conduct a CLEC requested audit and the audit findings, should such an audit be conducted. An audit may not proceed until dispute resolution is completed. Audit findings will include: (a) general applicability of findings and conclusions (i.e., relevance to CLECs or jurisdictions other than the ones causing test initiation), (b) magnitude of any payment adjustments required and, (c) whether cost responsibility should be shifted based upon the materiality and clarity of any Qwest non-conformance with measurement requirements (no pre-determined variance is appropriate, but should be based on the auditor's professional judgment). CLEC may not request an audit of data more than three years from the later of the provision of a monthly credit statement or payment due date.

15.4 Qwest shall fund the state of Oregon's share of the costs of the first two-year audit cycle.

15.5 Qwest will investigate any second consecutive Tier 2 miss to determine the cause of the miss and to identify the action needed in order to meet the standard set forth in the performance measurements. To the extent an investigation determines that a CLEC was responsible in whole or in part for the Tier 2 misses, Qwest shall receive credit against future Tier 2 payments in an amount equal to the Tier 2 payments that should not have been made. The relevant portion of subsequent Tier 2 payments will not be owed until any responsible CLEC problems are corrected. For the purposes of this sub-section, Tier 1 performance measurements that have not been designated as Tier 2 will be aggregated and the aggregate results will be investigated pursuant to the terms of this Agreement.

16.0 Reviews

16.1 Every six (6) months, beginning six months after the effective date of the first Section 271 approval by the FCC of one of the states that participated in the multi-

state QPAP Section 271 proceeding, Qwest, CLECs, and the Commissions of those states shall participate in a common review of the performance measurements to determine whether measurements should be added, deleted, or modified; whether the applicable benchmark standards should be modified or replaced by parity standards; and whether to move a classification of a measurement to High, Medium, or Low or Tier 1 to Tier 2. The criterion for reclassification of a measurement shall be whether the actual volume of data points was less or greater than anticipated. Criteria for review of performance measurements, other than for possible reclassification, shall be whether there exists an omission or failure to capture intended performance, and whether there is duplication of another measurement. The first six-month period will begin upon the FCC's approval of Qwest's 271 application for that particular state. Changes shall not be made without Qwest's agreement, except that disputes as to whether new performance measurements should be added shall be resolved by one arbitration proceeding conducted pursuant to section 5.18.3 of the SGAT, which shall bind CLEC and Qwest and all parties to the arbitration and determine what new measures, if any, should be included in Exhibit K to the SGAT.

16.2 Two years after the effective date of the first FCC 271 approval of the PAP, the participating Commissions may conduct a joint review by a independent third party to examine the continuing effectiveness of the PAP as a means of inducing compliant performance. This review shall not be used to open the PAP generally to amendment, but would serve to assist Commissions in determining existing conditions and reporting to the FCC on the continuing adequacy of the PAP to serve its intended functions.

16.3 Qwest will make the PAP available for CLEC interconnection agreements until such time as Qwest eliminates its Section 272 affiliate. At that time, the Commission and Qwest shall review the appropriateness of the PAP and whether its continuation is necessary. However, in the event Qwest exits the interLATA market, that State PAP shall be rescinded immediately.

17.0 Voluntary Performance Assurance Plan

This PAP represents Qwest's voluntary offer to provide performance assurance. Nothing in the PAP or in any conclusion of non-conformance of Qwest's service performance with the standards defined in the PAP shall be construed to be, of itself, non-conformance with the Act.

18.0 Dispute Resolution

For the purpose of resolving disputes over the meaning of the provisions of the PAP and how they should be applied, the dispute resolution provisions of the SGAT, section 5.18, shall apply whether the CLEC uses the SGAT in its entirety or elects to make the PAP part of its interconnection agreements (i.e., the unique dispute resolution provisions of interconnection agreements should not apply).

Attachment 1: Tier 1 and Tier 2 Performance Measurements Subject to Per Occurrence Payment

Performance Measurement		Tier 1 Payments			Tier 2 Payments		
		Low	Med	High	Low	Med	High
GATEWAY							
Timely Outage Resolution	GA-7						X
PRE-ORDER/ORDERS							
LSR Rejection Notice Interval	PO-3 ^a	X					
Firm Order Confirmations On Time	PO-5	X				X	
Work Completion Notification Timeliness	PO-6 ^b	X					
Billing Completion Notification Timeliness	PO-7 ^b	X					
Jeopardy Notice Interval	PO-8	X					
Timely Jeopardy Notices	PO-9	X					
Release Notifications	PO-16						X
ORDERING AND PROVISIONING							
Installation Commitments Met	OP-3 ^c			X		X	
Installation Intervals	OP-4 ^d			X		X	
New Service Installation Quality	OP-5			X		X	
Delayed Days	OP-6 ^e			X		X	
Number Portability Timeliness	OP-8			X		X	
Coordinated Cuts On Time – Unbundled Loops	OP-13a			X		X	
LNP Disconnect Timeliness	OP-17			X		X	
MAINTENANCE AND REPAIR							
Out of Service Cleared within 24 hours	MR-3			X			
All Troubles Cleared within 4 hours	MR-5			X			
Mean time to Restore	MR-6a,b,c			X			
Repair Repeat Report Rate	MR-7			X		X	
Trouble Rate	MR-8			X		X	
LNP Trouble Reports Cleared within 24 Hours	MR-11			X		X	
LNP Trouble Reports—Mean Time to Restore	MR-12			X		X	
BILLING							
Time to Provide Recorded Usage Records	BI-1	X					X
Billing Accuracy-Adjustments for Errors	BI-3	X					
Billing Completeness	BI-4	X				X	
NETWORK PERFORMANCE							
Trunk Blocking	NI-1			X			X
NXX Code Activation	NP-1			X			X

- a. PO-3 is limited to PO-3a-1, PO-3b-1, and PO-3c.
- b. PO-6 is included with PO-7 as two "families:" PO-6a/PO-7a and PO-6b/PO-7b. Measurements within each family share a single payment opportunity with only the measurements with the highest payment being paid.
- c.. OP-4 is included with OP-6 as five "families:" OP-4a/OP-6-1, OP-4b/OP-6-2, OP-4c/OP-6-3, OP-4d/OP-6-4, and OP-4e/OP-6-5. Measurements within each family share a single payment opportunity with only the measurement with the highest payment being paid.
- d. For purposes of the PAP, OP-6a and OP-6b will be combined and treated as one. The combined OP-6 breaks down to OP-6-1 (within MSA), OP-6-2 (outside MSA), OP-6-3 (no dispatch), OP-6-4 (zone 1), and OP-6-5 (zone 2).

Attachment 2: Performance Measurements Subject to Per Measurement Caps

Billing

Time to Provide Recorded Usage Records – BI-1 (Tier 1/Tier 2)
Billing Accuracy – Adjustments for Errors – BI-3 (Tier 1)
Billing Completeness – BI-4 (Tier 1/Tier 2)

1.0 Dispute Resolution

1.1 If any claim, controversy or dispute between the Parties, their agents, employees, officers, directors or affiliated agents should arise, and the Parties do not resolve it in the ordinary course of their dealings (the "Dispute"), then it shall be resolved in accordance with this Section. Each notice of default, unless cured within the applicable cure period, shall be resolved in accordance herewith. Dispute resolution under the procedures provided in this Section 1.18 shall be the preferred, but not the exclusive remedy for all disputes between Qwest and CLEC arising out of this Agreement or its breach. Each Party reserves its rights to resort to the Commission or to a court, agency, or regulatory authority of competent jurisdiction. Nothing in this Section 1.18 shall limit the right of either Qwest or CLEC, upon meeting the requisite showing, to obtain provisional remedies (including injunctive relief) from a court before, during or after the pendency of any arbitration proceeding brought pursuant to this Section 1.18. However, once a decision is reached by the Arbitrator, such decision shall supersede any provisional remedy.

1.2 At the written request of either Party (the Resolution Request), and prior to any other formal dispute resolution proceedings, each Party shall within seven (7) calendar Days after such Resolution Request designate a vice-presidential level employee or a representative with authority to make commitments to review, meet, and negotiate, in good faith, to resolve the Dispute. The Parties intend that these negotiations be conducted by non-lawyer, business representatives, and the locations, format, frequency, duration, and conclusions of these discussions shall be at the discretion of the representatives. By mutual agreement, the representatives may use other procedures, such as mediation, to assist in these negotiations. The discussions and correspondence among the representatives for the purposes of these negotiations shall be treated as Confidential Information developed for purposes of settlement, and shall be exempt from discovery and production, and shall not be admissible in any subsequent arbitration or other proceedings without the concurrence of both of the Parties.

1.3 If the vice-presidential level representatives or the designated representative with authority to make commitments have not reached a resolution of the Dispute within fifteen (15) calendar Days after the Resolution Request (or such longer period as agreed to in writing by the Parties), or if either Party fails to designate such vice-presidential level representative or their representative with authority to make commitments within seven (7) calendar Days after the date of the Resolution Request, then either Party may request that the Dispute be settled by arbitration. Notwithstanding the foregoing, a Party may request that the Dispute be settled by arbitration two (2) calendar Days after the Resolution Request pursuant to the terms of Section 1.3.1. In any case, the arbitration proceeding shall be conducted by a single arbitrator, knowledgeable about the Telecommunications industry unless the Dispute involves amounts exceeding five million (\$5,000,000) in which case the proceeding shall be conducted by a panel of three (3) arbitrators, knowledgeable about the Telecommunications industry. The arbitration proceedings shall be conducted under the then-current rules for commercial disputes of the American Arbitration Association (AAA) or J.A.M.S./Endispute, at the election of the Party that initiates dispute resolution under this Section 1.3. Such rules and procedures shall apply notwithstanding any part of such rules that may limit their availability for resolution of a Dispute. The Federal Arbitration Act, 9 U.S.C. Sections 1-16, not state law, shall govern the arbitrability of the Dispute. The arbitrator shall not have authority to award punitive damages. The arbitrator's award shall be final and binding and may be entered in any court having jurisdiction thereof. Each Party shall bear its own costs and attorneys' fees, and shall share equally in the fees and expenses of the arbitrator. The arbitration proceedings shall occur in the Denver,

Colorado metropolitan area or in another mutually agreeable location. It is acknowledged that the Parties, by mutual, written agreement, may change any of these arbitration practices for a particular, some, or all Dispute(s). The Party which sends the Resolution Request must notify the Secretary of the Commission of the arbitration proceeding within forty-eight (48) hours of the determination to arbitrate.

1.3.1 All expedited procedures prescribed by the AAA or J.A.M.S./Endispute rules, as the case may be, shall apply to Disputes affecting the ability of a Party to provide uninterrupted, high quality services to its End User Customers, or as otherwise called for in this Agreement. A Party may seek expedited resolution of a Dispute if the vice-presidential level representative, or other representative with authority to make commitments, have not reached a resolution of the Dispute within two (2) calendar Days after the Resolution Request. In the event the Parties do not agree that a service affecting Dispute exists, the Dispute resolution shall commence under the expedited process set forth in this Section 1.3.1, however, the first matter to be addressed by the Arbitrator shall be the applicability of such process to such Dispute.

1.3.2 There shall be no discovery except for the exchange of documents deemed necessary by the Arbitrator to an understanding and determination of the Dispute. Qwest and CLEC shall attempt, in good faith, to agree on a plan for such document discovery. Should they fail to agree, either Qwest or CLEC may request a joint meeting or conference call with the Arbitrator. The Arbitrator shall resolve any Disputes between Qwest and CLEC, and such resolution with respect to the need, scope, manner, and timing of discovery shall be final and binding.

1.3.3 Arbitrator's Decision

1.3.3.1 The Arbitrator's decision and award shall be in writing and shall state concisely the reasons for the award, including the Arbitrator's findings of fact and conclusions of law.

1.3.3.2 An interlocutory decision and award of the Arbitrator granting or denying an application for preliminary injunctive relief may be challenged in a forum of competent jurisdiction immediately, but no later than ten (10) business days after the appellant's receipt of the decision challenged. During the pendency of any such challenge, any injunction ordered by the Arbitrator shall remain in effect, but the enjoined Party may make an application to the Arbitrator for appropriate security for the payment of such costs and damages as may be incurred or suffered by it if it is found to have been wrongfully enjoined, if such security has not previously been ordered. If the authority of competent jurisdiction determines that it will review, a decision granting or denying an application for preliminary injunctive relief, such review shall be conducted on an expedited basis.

1.3.4 To the extent that any information or materials disclosed in the course of an arbitration proceeding contain proprietary, trade secret or Confidential Information of either Party, it shall be safeguarded in accordance with the Nondisclosure or Confidentiality Section of CLEC Agreement, or if the Parties

mutually agree, such other appropriate agreement for the protection of proprietary, trade secret or Confidential Information that the Parties negotiate. However, nothing in such negotiated agreement shall be construed to prevent either Party from disclosing the other Party's information to the Arbitrator in connection with or in anticipation of an arbitration proceeding, provided, however, that the Party seeking to disclose the information shall first provide fifteen (15) calendar Days notice to the disclosing Party so that that Party, with the cooperation of the other Party, may seek a protective order from the arbitrator. Except as the Parties otherwise agree, or as the Arbitrator for good cause orders, the arbitration proceedings, including hearings, briefs, orders, pleadings and discovery shall not be deemed confidential and may be disclosed at the discretion of either Party, unless it is subject to being safeguarded as proprietary, trade secret or Confidential Information, in which event the procedures for disclosure of such information shall apply.

1.4 Should it become necessary to resort to court proceedings to enforce a Party's compliance with the dispute resolution process set forth herein, and the court directs or otherwise requires compliance herewith, then all of the costs and expenses, including its reasonable attorney fees, incurred by the Party requesting such enforcement shall be reimbursed by the non-complying Party to the requesting Party.

1.5 No Dispute, regardless of the form of action, arising out of this Agreement, may be brought by either Party more than two (2) years after the cause of action accrues.

1.6 Nothing in this Section is intended to divest or limit the jurisdiction and authority of the Commission or the FCC as provided by state and federal law.

1.7 In the event of a conflict between this Agreement and the rules prescribed by the AAA or J.A.M.S./Endispute, this Agreement shall be controlling.

1.8 This Section does not apply to any claim, controversy or Dispute between the Parties, their agents, employees, officers, directors or affiliated agents concerning the misappropriation of use of intellectual property rights of a Party, including, but not limited to, the use of the trademark, tradename, trade dress or service mark of a Party.