

**BEFORE THE PUBLIC UTILITY COMMISSION**

**OF OREGON**

**UM 1890**

In the Matters of

HARRIER SOLAR, LLC,

Complainants,

v.

PORTLAND GENERAL ELECTRIC  
COMPANY,

Defendant.

MOTION FOR LEAVE TO FILE FIRST  
AMENDED COMPLAINT

Pursuant to OAR 860-001-0420 and ORCP Rule 23A, Complainant Harrier Solar, LLC respectfully moves the Oregon Public Utility Commission (“Commission”) for an Order granting leave to file Complainant’s First Amended Complaint. A redline version of the First Amended complaint is attached as Attachment A.

Under ORCP 23A, a pleading may be amended by a party once as a matter of course at any time before a responsive pleading is served, otherwise a party may amend the pleading only by leave of the court or by written consent of the adverse party. Leave shall be freely given when justice so requires.


Complainant attempted to confer with Portland General Electric Company (“PGE”) by emailing and calling PGE’s counsel but was unable to determine whether PGE objects to the filing of the amended complaint.

The Commission should grant leave to file the First Amended Complaint because justice so requires. Complainant’s primary objective in filing the Complaint was to request that the

Commission determine the date on which Complainant formed a legally enforceable obligation to sell the net output of its qualifying facility to PGE. The original complaint requests that the Commission find that this obligation was formed prior to June 1, 2017. In light of PGE's assertion that Complainant has not even formed its legally enforceable obligation after June 1, 2017, Complainant seeks to amend its Complaint to provide for a post-June 1, 2017 legally enforceable obligation, as alternative relief. The First Amended Complaint also contains additional factual allegations that have come to light after the filing of the initial complaint. As such, just requires that leave be granted to amend the complaint.

Dated this 20th day of April 2018.

Respectfully submitted,



---

Irion A. Sanger  
Marie P. Barlow  
Sanger Law, PC  
1117 SE 53rd Avenue  
Portland, OR 97215  
Telephone: 503-756-7533  
Fax: 503-334-2235  
irion@sanger-law.com

Of Attorneys for Harrier Solar, LLC

**Attachment A**

**First Amended Complaint  
(redline)**

Irion A. Sanger  
OSB No. 003750  
Sanger Law, PC  
1117 SE 53rd Ave.  
Portland, Oregon 97215  
503-756-7533 (tel.)  
503-334-2235 (fax)  
irion@sanger-law.com

**BEFORE THE PUBLIC UTILITY COMMISSION  
OF OREGON**

	Harrier Solar, LLC,	)	
	Complainant,	)	DOCKET NO. <u>      UM 1890</u>
		)	
	v.	)	<u>FIRST AMENDED</u> COMPLAINT
		)	
	Portland General Electric Company,	)	
	Defendant.	)	
		)	
		)	
	_____	)	

**I. INTRODUCTION**

1  
2           This is a complaint (“Complaint”) filed by Harrier Solar LLC (“Harrier Solar” or  
3 “Complainant”) with the Oregon Public Utility Commission (the “Commission” or  
4 “OPUC”) under Oregon Revised Statute (“ORS”) 756.500 and Oregon Administrative  
5 Rule (“OAR”) 860-001-0170. Portland General Electric Company (“PGE” or the  
6 “Company”) has not agreed to purchase the net output from Harrier Solar’s qualifying  
7 facility (“QF”) as a mandatory purchase under the Public Utility Regulatory Policies Act  
8 of 1978 (“PURPA”). PGE has failed to comply with its own rate Schedule 201, the  
9 Commission’s rules and policies, the Federal Energy Regulatory Commission’s  
10 (“FERC’s”) rules and policies, and the Oregon and federal PURPA statutes. PGE has  
11 refused to finalize or execute a power purchase agreement (“PPA”) with Harrier Solar.

1 Harrier Solar has formed a legally enforceable obligation because it has been  
2 ready, willing, and able to sign a PPA with PGE since at least March 22, 2017, and has  
3 repeatedly and unequivocally committed itself to sell the net output to PGE at the  
4 Schedule 201 avoided cost rates and standard PPA terms and conditions in effect prior to  
5 June 1, 2017 (the “Pre-June 1 Rates and Terms”). PGE should be required to execute a  
6 PPA with Harrier Solar at the Pre-June 1 Rates and Terms because the establishment of a  
7 legally enforceable obligation turns on Harrier Solar’s commitment rather than PGE’s  
8 actions.

9 The concept of a legally enforceable obligation under PURPA exists precisely to  
10 prevent what PGE has sought to achieve here: preventing Harrier Solar from obtaining a  
11 PPA on favorable terms. PGE’s actions seeking to prevent Harrier Solar from entering  
12 into a PPA at the the Pre-June 1 Rates and Terms include, but are not limited to: 1)  
13 delaying the PPA negotiation process; 2) seeking interim and/or expedited relief to  
14 prevent Harrier Solar from being able to execute a PPA and to lower rates; and 3) failing  
15 to inform Harrier Solar about its filings seeking to change its Standard PPA rules and  
16 rates. These actions by PGE violated PURPA, the Commission’s and FERC’s rules and  
17 policies, and PGE’s own Schedule 201.

18 Among other things, PGE failed to meet its own Schedule 201 requirements;  
19 ignored Harrier Solar’s requests for expedited processing on May 23 and May 31;  
20 ignored Harrier Solar’s requests for an executable PPA on May 23 and May 31; waited  
21 until May 31 to inform Harrier Solar about its June 1 rate change; and completely ignored  
22 the partially executed PPA Harrier Solar submitted on May 31.

1           The Commission cannot revise its own rules or policies to lower the size  
2 threshold, impose an ownership cap, adopt an early avoided cost rate reduction, or make  
3 other changes in a manner that effectively prevents Harrier Solar from committing itself  
4 to sell the net output of its project or otherwise creating a legally enforceable obligation  
5 under the then-current avoided cost rate. Harrier Solar relied upon the Commission’s  
6 settled and uniform institutional climate for QFs, and expects the Commission to uphold  
7 its policies regarding eligibility for standard avoided cost rates and contracts, including  
8 that Harrier Solar is able to enter contracts or create legally enforceable obligations based  
9 on the policies and rules in effect at the time that the QF makes its request for a PPA.

10           Given PGE’s refusal to execute a PPA and attempt to change Commission  
11 policies and rates to prevent Harrier Solar from executing a PPA at the Pre-June 1 Rates  
12 and Terms, Harrier Solar respectfully requests the Commission confirm: 1) that Harrier  
13 Solar established a legally enforceable obligation with PGE based on Harrier Solar’s  
14 commitment to sell its net output under a partially executed PPA, which is the same as  
15 the Commission’s approved contract, rates and both draft PPAs provided by PGE; and 2)  
16 require PGE to enter into a PPA with Harrier Solar with the terms, and conditions under  
17 the current Schedule 201 and the standard renewable rate in effect when Harrier Solar  
18 executed PGE’s draft PPA on May 31, 2017.

19   **II.     SERVICE**

20           Copies of all pleadings and correspondence should be served on Harrier Solar’s  
21 counsel and representatives at the addresses below:

1 Irion Sanger ~~Sidney Villanueva~~ Marie P. Barlow  
2 Sanger Law, PC Sanger Law, PC  
3 1117 SE 53rd Ave. 1117 SE 53rd Ave.  
4 Portland, Oregon 97215 Portland, Oregon 97215  
5 irion@sanger-law.com ~~sidney~~marie@sanger-law.com  
6

7 James H. Luster  
8 Harrier Solar, LLC  
9 120 Oyster Bay Way  
10 Ponte Verda, Florida 32081  
11 jhluster13@gmail.com  
12

13 In support of this Complaint, Harrier Solar alleges as follows:

14 **III. IDENTITY OF THE PARTIES**

15 1. PGE is an investor-owned public utility regulated by the Commission  
16 under ORS Chapter 757. PGE is headquartered at 121 Southwest Salmon Street,  
17 Portland, Oregon 97204.

18 2. Harrier Solar, a limited liability company organized under the laws of  
19 Oregon, is the owner of the QF and will be the seller of the net output of the QF project.  
20 Harrier Solar's address is 120 Oyster Bay Way, Ponte Verda, Florida 32081.

21 **IV. APPLICABLE STATUTES AND RULES**

22 3. The Oregon statutes expected to be involved in this case include:  
23 ORS 756.040-756.068, 756.500-756.558, 756.990, and 758.505-758.575. The Oregon  
24 rules expected to be involved in this case include: OAR 860-001, and 860-029.

25 4. The federal statute expected to be involved in this case is PURPA, 16  
26 United States Code ("USC") 824a-3. The federal rules expected to be involved in this  
27 case include: 18 Code of Federal Regulations ("CFR") 292.101-292.602. FERC's  
28 regulations regarding its pro forma Open Access Transmission Tariffs ("OATT") may  
29 also be involved.

## V. JURISDICTION

1  
2           5.           FERC has adopted regulations and policies governing utility purchases  
3 from QFs under PURPA. 18 CFR 292.101-292.602. State regulatory agencies are  
4 required to implement FERC’s regulations. See 16 USC 824a-3(f); FERC v. Mississippi,  
5 456 U.S. 742, 751, 102 S. Ct. 2126 (1982). FERC’s rules provide each QF with the right  
6 to unilaterally create a legally enforceable obligation to sell its energy and capacity at  
7 projected avoided cost rates in effect on the date that the QF obligates itself to sell energy  
8 and capacity. 18 CFR 292.304(d)(2)(ii); FLS Energy Inc., 157 FERC ¶ 61,211 at PP 23-  
9 25 (2016).

10           6.           Oregon law also includes a requirement that a QF has the right to legally  
11 obligate itself to sell its net output at a time prior to the delivery of its net output.  
12 Specifically, ORS 758.525(2)(b) provides: “At the option of the qualifying facility,  
13 exercised before beginning delivery of the energy or energy and capacity, such prices  
14 may be based on . . . [t]he projected avoided costs calculated at the time the legal  
15 obligation to purchase the energy or energy and capacity is incurred.” Thus, the  
16 “obligation to purchase power is imposed by law on a utility; it is not voluntarily  
17 assumed.” Snow Mountain Pine Co. v. Maudlin, 734 P.2d 1366, 84 Or. App. 590, 598  
18 (1987).

19           7.           The Commission is the Oregon state agency that implements the state and  
20 federal PURPA statutes. ORS 758.505(3); OAR 860-029-0001; Snow Mountain, 84 Or.  
21 App. at 593. Public utilities are defined in ORS 758.505(7), and include PGE. Oregon  
22 law provides that the “terms and conditions for the purchase of energy or energy and  
23 capacity from a qualifying facility shall . . . [b]e established by rule by the commission if



1 the purchase is by a public utility.” ORS 758.535(2)(a). The Commission has the power  
2 and jurisdiction to hear complaints by QFs against public utilities, including PGE. ORS  
3 756.040, 756.500-756.558, and 758.505-758.555; OAR 860-001-0010(3), and 860-029-  
4 0030.

## 5 VI. FACTUAL BACKGROUND

6 8. The Harrier Solar project will be a 2.2 megawatt (“MW”) nameplate solar  
7 generation facility located in Clackamas County, Oregon.

8 9. On December 8, 2016, Harrier Solar contacted PGE regarding its project  
9 and committed to sell power under the then-current rates.

10 10. On December 8, 2016, Harrier Solar wrote to confirm the establishment of  
11 a legally enforceable obligation pursuant to PGE’s standard renewable Schedule 201 and  
12 power purchase agreement.

13 11. PGE’s Senior Vice President of Power Supply, Operations and Resource  
14 Strategy and/or other PGE executives changed PGE’s business practices to do the  
15 minimum required with the purpose of preventing QFs from entering into contracts.

16 12. PGE’s Senior Vice President of Power Supply, Operations and Resource  
17 Strategy and/or other PGE executives explained to PGE’s employees that PGE does not  
18 favor QFs.

19 13. PGE’s Senior Vice President of Power Supply, Operations and Resource  
20 Strategy and/or other PGE executives directed PGE’s employees to revise their business  
21 practices to do the minimum required with the purpose of preventing QFs from entering  
22 into contracts.

1        14. PGE's Senior Vice President of Power Supply, Operations and Resource  
2        Strategy and/or other PGE executives have represented that PGE does not favor QFs.

3        15. PGE retained a new attorney to work alongside the PPA group to make  
4        sure they only do what is necessary and the minimum required with the purpose of  
5        preventing QFs from entering into contracts.

6        9-16. On April 4, 2017, Harrier Solar provided information and materials  
7        required for a Standard PPA with PGE.

8        10-17. On April 6, 2017, PGE acknowledged receipt of Harrier Solar's  
9        application with a standard form email.

10       11-18. PGE's April 6 email stated that PGE had received Harrier Solar's  
11       application on April 5, 2017, rather than April 4, 2017 when Harrier Solar submitted the  
12       request. PGE stated that PGE would either provide a draft Standard PPA or request  
13       additional information by April 25, 2017.

14       19. Harrier Solar is aware that PGE previously executed Standard PPAs with  
15       solar projects in about 30 business days from date the QF first contacted PGE about the  
16       project.

17       12-20. Harrier Solar was aware that PGE would make its annual cost rate update  
18       filing on May 1, 2017, and expected PGE's avoided cost rate might change in the end of  
19       June 2017.

20       13-21. Harrier Solar was aware that PGE's integrated resource plan was  
21       scheduled for consideration at the August 8, 2017 Public Meeting, and expected any  
22       acknowledgment to occur at the end of August 2017, resulting in PGE's avoided cost  
23       rates to be revisited about two months later, or the end of October 2017.

1 ~~14-22.~~ Over the course of the next several weeks, Harrier Solar and PGE  
2 exchanged information and communicated regarding issues related to the sale of Harrier  
3 Solar's net output to PGE, including but not limited to contract terms, required  
4 information, and project details.

5 ~~15-23.~~ On April 25, 2017, PGE sent Harrier Solar a letter stating that Harrier  
6 Solar's application was missing certain specific information, and requested certain  
7 additional information be reformatted.

8 ~~16-24.~~ On May 1, 2017, Harrier Solar submitted the reformatted information  
9 requestd by PGE. Harrier Solar requested that PGE confirm that the applications were  
10 now considered complete.

11 ~~17-25.~~ Harrier Solar's May 1 email also stated Harrier Solar's intent to sell its full  
12 net output to PGE.

13 ~~18-26.~~ On May 01, 2017, PGE acknowledged receipt of the updated information  
14 provided by Harrier Solar. PGE did not respond to Harrier Solar's request to confirm that  
15 the applications were formatted. PGE stated that PGE would either provide a draft  
16 Standard PPA or request additional information by May 18, 2017.

17 ~~19-27.~~ On May 1, 2017, PGE also filed its May 1 Update, which requested an  
18 effective date of May 17, 2017 for its updated avoided cost rates rather than the end of  
19 June as Harrier Solar expected. PGE's May 1 Update proposed to lower PGE's avoided  
20 cost rate significantly.

21 ~~20-28.~~ PGE never informed Harrier Solar that it was planning to seek approval of  
22 its May 1 Update at the May 16, 2017 Public Meeting rather than the last Public Meeting  
23 scheduled in June as it had done in past years.

1 ~~21-29.~~ Similarly, PGE never informed Harrier Solar that it was planning to  
2 request an effective date of May 17, 2017 for its May 1 Update.

3 ~~22-30.~~ Harrier Solar would have proceeded through its PPA negotiations more  
4 quickly, and may not have requested any changes to PGE's draft PPA, if it had been  
5 aware that PGE intended to request a May 17, 2017 effective date for its May 1 Update.  
6 Harrier Solar was denied the opportunity to make decisions on the basis of complete  
7 information, because PGE did not share its plans with the QFs it was negotiating with.

8 ~~23-31.~~ Commission Staff considered addressing PGE's May 1 Update at the May  
9 30, 2017 Public Meeting, but ultimately moved that consideration to a Special Public  
10 Meeting on May 18, 2017 per PGE's request. Re Portland General Electric Company  
11 Updates Qualifying Facilities Avoided Cost Payments, Schedule 201, UM 1728, Special  
12 Public Meeting at 2:18 (May 18, 2017).

13 ~~24-32.~~ On or about May 1, 2017, PGE also decided to file a request for new solar  
14 QF limits, which is currently being reviewed under docket number UM 1845 ("Request  
15 for New Solar QF Limits"). PGE's Request for New Solar Limits would, among other  
16 things, declare that a solar QF project with a capacity above 100 kilowatts ("kW") is not  
17 eligible for a standard contract or standard prices from PGE if any owner of the solar QF  
18 project has requested or obtained standard prices from PGE for more than 10 MW of  
19 solar QF capacity; or in the alternative, lower to 2 MW the eligibility cap for a solar QF  
20 project to obtain prices from PGE.

21 ~~25-33.~~ PGE's Request for New Solar Limits could affect Harrier Solar's  
22 eligibility for standard avoided cost prices, if Harrier Solar were not able to establish a  
23 legally enforceable obligation under PGE's Pre-June 1 Rates and Terms.

1 ~~26-34.~~ PGE chose not to inform Harrier Solar that it was planning to file the  
2 Request for New Solar QF Limits, or that PGE was planning to seek interim relief.

3 ~~27-35.~~ Harrier Solar would have proceeded through its PPA negotiations more  
4 quickly, and may not have requested any changes to PGE's draft PPA, if it had been  
5 aware that PGE intended to file the Request for New Solar QF Limits. Harrier Solar was  
6 denied the opportunity to make decisions on the basis of complete information, because  
7 PGE did not share its plans with the QFs it was negotiating with.

8 ~~28-36.~~ On May 18, 2017, PGE provided Harrier Solar with a draft PPA.

9 ~~29-37.~~ On May 18, 2017, the Commission held a Special Public Meeting to  
10 consider PGE's May 1 Update, and allowed PGE's new, and substantially lower, avoided  
11 cost rates to go into effect on June 1, 2017. Re Portland General Electric Company  
12 Application to Update Schedule 201 Qualifying Facility Information, Docket No. UM  
13 1728, Order No. 17-177 (May 19, 2017).

14 ~~30-38.~~ After the May 18, 2017 Special Public Meeting, PGE chose not to inform  
15 Harrier Solar that its updated Schedule 201 had been adopted, or that its avoided cost  
16 rates were going to drop substantially on June 1, 2017.

17 ~~31-39.~~ On May 23, 2017, Harrier Solar requested an executable PPA.

18 ~~32-40.~~ On May 31, 2017, PGE sent Harrier Solar a form email confirming that  
19 PGE did not anticipate executing a contract with Harrier Solar before June 1, 2017, at  
20 which point PGE's avoided cost rates would change.

21 ~~33-41.~~ PGE's May 31 email stated that Harrier Solar would be eligible for prices  
22 at the time its PPA was executed, and that Harrier would not be eligible for PGE's Pre  
23 June 1 Rates and Terms.

1     ~~34.42.~~\_\_\_\_\_ On May 31, 2017, Harrier Solar executed its draft PPA with what Harrier  
2     Solar understood to be two minor edits: 1) removing point 7 from Exhibit C; and 2)  
3     updating the expected commercial operation date in Sections 2.2.1 and 2.2.2 to May 1,  
4     2020, and sent the partially executed PPA to PGE. Attachment A to this Complaint is a  
5     true and correct copy of the partially executed PPA.

6     ~~35.43.~~\_\_\_\_\_ Harrier Solar’s May 31 email reaffirmed its desire to sell power to at the  
7     Pre-June 1 Rates and Terms and expressly confirmed that Harrier Solar found the  
8     language in the draft PPA provided by PGE acceptable and reiterated Harrier Solar’s  
9     understanding that the changes it had requested on May 23, 2017 were not substantive.

10    ~~36.44.~~\_\_\_\_\_ On June 30, 2017, PGE filed its Request for New Solar QF Limits.

11    ~~37.45.~~\_\_\_\_\_ On June 30, 2017, PGE also filed a Motion for Interim Relief, and  
12    requested expedited consideration, asking the relief PGE requested as permanent relief  
13    also be granted during while the Commission consider PGE’s application. PGE  
14    requested the interim relief be effective on June 30, 2017.

15    ~~38.46.~~\_\_\_\_\_ On August 11, 2017, Harrier Solar sent PGE a demand letter requesting  
16    that PGE execute the partially executed final PPA or Harrier Solar would file a complaint  
17    with the Commission.

18    ~~39.47.~~\_\_\_\_\_ The August 11 letter expressed Harrier Solar’s belief that PGE had a  
19    legally enforceable obligation to purchase Harrier Solar’s full net output at the Pre-June 1  
20    Rates and Terms

21    ~~40.48.~~\_\_\_\_\_ The August 11 letter informed PGE that Harrier Solar was willing to  
22    execute any of the draft PPAs exchanged at the Pre-June 1 Rates and Terms.

1 ~~41-49.~~ As of August 14, 2017, PGE has neither acknowledged receipt nor  
2 responded to Harrier Solar's demand letter.

## 3 VII. LEGAL CLAIMS

### 4 Complainant's First Claim for Relief

5 **Harrier Solar is entitled to PGE's standard contract at the Pre-June 1 Rates and**  
6 **Terms because Harrier Solar legally obligated itself to sell the net output prior to**  
7 **the filing of this Complaint, and before the Schedule 201 rates changed on June 1,**  
8 **2017**

9  
10 ~~42-50.~~ Harrier Solar re-alleges all the preceding paragraphs.

11 ~~43-51.~~ PGE has an obligation to purchase a QF's net output that is directly or  
12 indirectly made available to PGE. 18 CFR 292.303(a)&(d), 292.304(d); ORS  
13 758.525(2)(b), 758.535(2)(a)&3(b); OAR 860-029-0030(1).

14 ~~44-52.~~ PGE has an obligation to purchase the net output of a QF pursuant to  
15 either a contract or a legally enforceable obligation. 18 CFR 292.304(d); Order No. 69,  
16 FERC Stats. & Regs. ¶ 30,128, 45 Fed. Reg. 12,214 at 12,219-20, 12,224 (1980). A  
17 legally enforceable obligation is broader than a simple contract between an electric utility  
18 and a QF, and may exist without a contract. FLS Energy, 157 FERC ¶ 61,211 at PP 24,  
19 26; Grouse Creek, LLC, 142 FERC ¶ 61,187 at P 38 (2013).

20 ~~45-53.~~ The establishment of a legally enforceable obligation turns on the QF's  
21 commitment to sell its net output to the electric utility. FLS Energy, 157 FERC ¶ 61,211  
22 at P 24; JD Wind 1, LLC, 129 FERC ¶ 61,148, at P 25 (2009). A QF can establish a  
23 legally enforceable obligation by committing itself to sell power to an electric utility.  
24 FLS Energy, 157 FERC ¶ 61,211 at P 25; Cedar Creek Wind, LLC, 137 FERC ¶ 61,006  
25 at PP 36, 39 (2011); Snow Mountain, 734 P.2d at 1371.

1 [46:54.](#) A QF can require a utility to purchase its net output, even if the utility has  
2 refused to enter into a contract. Id. at 1370-71; FLS Energy, 157 FERC ¶ 61,211 at P 24;  
3 Murphy Flat Power, 141 FERC ¶ 61,145 at P 24 (2012); Grouse Creek, 142 FERC ¶  
4 61,187 at P 38. A utility cannot refuse to sign a contract “so that a later and lower  
5 avoided cost is applicable.” FLS Energy, 157 FERC ¶ 61,211 at P 25; Cedar Creek  
6 Wind, 137 FERC ¶ 61,006 at P 36. Similarly, a QF cannot be required to tender an  
7 executed interconnection agreement to form a legally enforceable obligation because that  
8 requirement would allow “the utility to control whether and when a legally enforceable  
9 obligation exists.” FLS Energy, 157 FERC ¶ 61,211 at PP 23, 26.

10 [47:55.](#) The Commission has confirmed the process for obtaining a PPA: “(1) a  
11 QF initiates the process by submitting certain information, the utilities then have 15 days  
12 to provide a draft standard contract; (2) the QF may agree to the terms of the draft  
13 contract and ask the utility to provide a final executable contract, or suggest changes; (3)  
14 the utility provides iterations of the draft standard contract no later than 15 days after  
15 each round of comments by the negotiating QF; and (4) when the QF indicates that it  
16 agrees to all the terms in the draft contract, the utility has 15 days to forward a final  
17 executable contract to the QF.” Re Investigation Into QF Contracting and Pricing,  
18 Docket No. UM 1610, Order No. 16-174 at 24 (May 13, 2016). Thus, when the QF  
19 informs PGE that it has agreed to all terms and conditions in the draft PPA, PGE is  
20 required to provide an executable PPA to the QF.

21 [48:56.](#) The Commission has determined a legally enforceable obligation will be  
22 established “once a QF signs the final draft of an executable contract provided by a utility  
23 to commit itself to sell power to the utility.” Re Investigation Into QF Contracting and



1 Pricing, Docket No. UM 1610, Order No. 16-174 at 3 (May 13, 2016). However, a  
2 legally enforceable obligation “may be established earlier if a QF demonstrates delay or  
3 obstruction of progress towards a final draft of an executable contract, such as a failure  
4 by a utility to provide a QF with required information or documents on a timely basis.”  
5 Id. This is exactly what has occurred in this case.

6 ~~49-57.~~\_\_\_\_\_ The Commission has determined that a PPA can be executed and a legally  
7 enforceable obligation can be created in less than two months. Re Investigation Into QF  
8 Contracting and Pricing, Docket No. UM 1610, Order No. 16-174 at 24, 27-28 (May 13,  
9 2016).

10 ~~50-58.~~\_\_\_\_\_ FERC has determined that a legally enforceable obligation can be created  
11 in about one month. Rainbow Ranch Wind, LLC, 139 FERC ¶ 61,077 at PP 2-5, 24  
12 (2012); Grouse Creek Wind Park, LLC, 142 FERC ¶ 61,187, at PP 37-43 (2013).

13 ~~54-59.~~\_\_\_\_\_ Harrier Solar has continued to commit, and is still committing, itself to sell  
14 the net output of the Harrier Solar project to PGE at the Pre-June 1 Rates and Terms, as  
15 set forth in the partially executed final PPA. These commitments include, but are not  
16 limited to Harrier Solar’s request for an executable PPA on May 23, 2017, Harrier Solar’s  
17 execution of the draft PPA on May 31, 2017, and Harrier Solar’s demand letter on  
18 August 11, 2017.

19 ~~52-60.~~\_\_\_\_\_ Harrier Solar has continued to commit, and is still committing itself to sell  
20 its net output to PGE at the Schedule 201 rates, terms, and conditions in the partially  
21 executed final PPA.

1 ~~53-61.~~ PGE is required to purchase the net output of the Harrier Solar project at  
2 the Pre-June 1 Rates and Terms set forth in the partially executed final PPA, despite  
3 PGE’s refusal to execute the partially executed PPA.

4 ~~54-62.~~ Harrier Solar’s repeated statements of commitment, execution of the  
5 executable final PPA, continuing commitment to sell the net output of the Harrier Solar  
6 project, and efforts to obtain PGE’s execution of the partially executed PPA establish a  
7 legally enforceable obligation at the Pre-June 1 Rates and Terms, and all the terms and  
8 conditions in the partially executed PPA.

9 **Complainant’s Second Claim for Relief**

10 **Harrier Solar is entitled to PGE’s standard contract at the Pre-June 1 Rates and**  
11 **Terms because Harrier Solar legally obligated itself to sell the net output prior to**  
12 **the filing of this Complaint, before the Schedule 201 rates changed on June 1, 2017,**  
13 **and PGE violated the OPUC’s and FERC’s policies and rules, and Schedule 201**  
14

15 ~~55-63.~~ Harrier Solar re-alleges all the preceding paragraphs.

16 ~~56-64.~~ The Commission has established rules, policies, standard contracts, and  
17 rate schedules to facilitate and direct the process by which a QF and an Oregon electric  
18 utility enter into a contract. Re Investigation Relating to Electric Utility Purchases from  
19 QFs, Docket No. UM 1129, Order No. 05-584 at 6-12, 16 (May 13, 2005). The purpose  
20 of the Commission approving standard contracts and schedules for each utility is to pre-  
21 establish “rates, terms and conditions that an eligible QF can elect without any  
22 negotiation with the purchasing utility” and to “eliminate negotiations . . . .” Id. at 12, 16.

23 ~~57-65.~~ PGE’s failure to abide by the terms of the Commission’s rules and  
24 policies, FERC’s rules and policies, and/or Schedule 201 can result in the creation of a  
25 legally enforceable obligation. Docket No. UM 1610, Order No. 16-174 at 3; Snow

1 Mountain, 734 P.2d at 1371; International Paper v. PacifiCorp, Docket No. UM 1449,  
2 Order No. 09-439 at 6 (Nov. 4, 2009).

3 ~~58-66.~~\_\_\_\_\_ The Commission’s polices include that, “when the QF indicates that it  
4 agrees to all the terms in the draft contract, the utility has 15 days to forward a final  
5 executable contract to the QF.” Re Investigation Into QF Contracting and Pricing,  
6 Docket No. UM 1610, Order No. 16-174 at 24 (May 13, 2016).

7 ~~59-67.~~\_\_\_\_\_ PGE’s Schedule 201 includes timelines and requirements that a utility  
8 should follow when entering into a PPA with a QF 10 MWs and under. Pursuant to  
9 Schedule 201, “When all information required in the Standard PPA has been received in  
10 writing from the Seller, the Company will respond within 15 business days with a draft  
11 Standard PPA.”

12 ~~60-68.~~\_\_\_\_\_ Schedule 201 also provides: “When both parties are in full agreement as to  
13 all terms and conditions of the draft Standard PPA, the Company will prepare and  
14 forward to the Seller a final executable version of the agreement within 15 business  
15 days.”

16 ~~61-69.~~\_\_\_\_\_ The Commission’s rules and policies prevent a utility from delaying or  
17 obstructing “progress towards a final draft of executable contract”. Re Investigation Into  
18 QF Contracting and Pricing, Docket No. UM 1610, Order No. 16-174 at 27-28 (May 13,  
19 2016).

20 ~~62-70.~~\_\_\_\_\_ The Commission’s rules and policies were to consider the utilities’ May 1  
21 Update at the last Public Meeting in June. See Re Portland General Electric Company  
22 Application to Update Schedule 201 Qualifying Facility Information, Docket No. UM  
23 1728, REC Comments at 6-7 (May 15, 2017); Re Portland General Electric Company

1 Updates Qualifying Facilities Avoided Cost Payments, Schedule 201, UM 1728, Special  
2 Public Meeting at 5:58 (May 18, 2017).

3 63-71. PGE’s previous May 1 Update filings confirm the Commission’s policy.  
4 In 2016, PGE requested an effective date of June 22, 2016, noting “Order No. 14-058  
5 directs the annual avoided cost update to be presented at a public meeting and have rates  
6 effective within 60 days of the May 1 filing. The last public meeting within 60 days of  
7 May 1 is on June 21, 2016; hence the Company requests an effective date of June 22,  
8 2016.” Re Portland General Electric Company Application to Update Schedule 201  
9 Qualifying Facility Information, Docket No. UM 1728, PGE’s Application at 1 (April 29,  
10 2016). In 2015, after debate and clarification about when the May 1 Update should go  
11 into effect, PGE ultimately requested an effective date of June 30, 2015. Re Portland  
12 General Electric Company Application to Update Schedule 201 Qualifying Facility  
13 Information, Docket No. UM 1728, PGE’s Revised Application at 1 (June 29, 2015).

14 72. PGE’s failure to provide draft standard PPAs or requests for additional  
15 information within its Schedule 201 timeline delayed and obstructed progress towards an  
16 executable PPA.

17 73. PGE’s failure to provide clear instructions to some of its requests for  
18 information and PGE’s failure to timely meet with Complainant to clarify its requests  
19 delayed and obstructed progress towards an executable PPA.

20 74. PGE’s failure to notify Complainant of its request for an early avoided  
21 cost effective date delayed and obstructed progress towards an executable PPA.

1 ~~64-75.~~ Based upon the Commission’s rules and policies, and PGE’s pattern of  
2 practice adhering to those policies, QFs had a reasonable expectation that the May 1  
3 Update would take effect in late June.

4 ~~65-76.~~ PGE’s request to deviate from the Commission’s policies and their own  
5 practice and hasten the effective date of its May 1 Update resulted in the establishment of  
6 a legally enforceable obligation because PGE sought to control when a legally  
7 enforceable obligation existed and delay progress toward a final executable contract so  
8 that a lower avoided cost rate was applicable. By no later than May 23, 2017, Harrier  
9 Solar and PGE had agreed to all material terms and conditions, and Harrier Solar  
10 requested an executable version of the PPA.

11 ~~66-77.~~ PGE has not provided an executable version on the PPA.

12 ~~67-78.~~ PGE violated Commission rules and policies, FERC’s rules and policies,  
13 and Schedule 201 when PGE ignored Harrier Solar’s executed PPA of May 31, and  
14 provided a final draft PPA responsive to Harrier Solar’s May 23 request instead.

15 ~~68-79.~~ By refusing to execute a PPA because of alleged concerns regarding  
16 requests that had been superseded by Harrier Solar’s partially executed draft PPA  
17 submission, PGE has attempted to control whether and when a legally enforceable  
18 obligation exists to sell its net output at the currently effective Schedule 201 rates, by  
19 delaying negotiations.

20 ~~69-80.~~ PGE violated the Commission’s rules and policies, FERC’s rules and  
21 policies, and Schedule 201 when it delayed and obstructed progress toward executing a  
22 PPA.

1 ~~70-81.~~ PGE violated the Commission's rules and policies, FERC's rules and  
2 policies, and Schedule 201 when it refused to provide an executable PPA or to execute  
3 the draft PPA.

4 ~~71-82.~~ PGE's violations of the Commission's rules and policies, FERC's rules  
5 and policies, and Schedule 201, and Harrier Solar's execution of the draft PPA,  
6 continuing commitment to sell the net output of the Harrier Solar project, and efforts to  
7 obtain PGE's signature resulted in a legally enforceable obligation at the previously  
8 effective Schedule 201 rates, and all the terms and conditions in the partially executed  
9 PPA.

10 **Complainant's Third Claim for Relief**

11 **Harrier Solar is entitled to PGE's standard contract at the Pre-June 1 Rates and**  
12 **Terms because Harrier Solar legally obligated itself to sell the net output prior to**  
13 **the filing of this Complaint, before the Schedule 201 rates changed on June 1, 2017,**  
14 **and the Commission cannot changes policies and rules, and Schedule 201 to prevent**  
15 **Harrier Solar from obtaining a legally enforceable obligation**  
16

17 ~~72-83.~~ Harrier Solar re-alleges all the preceding paragraphs.

18 ~~73-84.~~ The Commission cannot revise its own rules or policies to lower the size  
19 threshold, impose an ownership cap, adopt an early avoided cost rate reduction, or make  
20 other changes in a manner that effectively prevents a qualifying facility from committing  
21 itself to sell the net output of its project or otherwise creating a legally enforceable  
22 obligation.

23 ~~74-85.~~ The Commission cannot change policies and practices to hasten the  
24 effective date of its May 1 Update to prevent the establishment of a legally enforceable  
25 obligation because the Commission cannot control when a legally enforceable obligation

1 existed and delay progress toward a final executable contract so that a lower avoided cost  
2 rate is applicable.

3 75-86. The Commission's actions allowing PGE to shorten the time available to  
4 QFs to conclude their negotiations with PGE before the effective date of its May 1  
5 Update resulted in the establishment of a legally enforceable obligation, because it  
6 allowed PGE to delay progress toward a final executable contract so that a lower avoided  
7 cost rate was applicable.

8 76-87. Harrier Solar's execution of the draft PPA, continuing commitment to sell  
9 the net output of the Harrier Solar project, and efforts to obtain PGE's signature resulted  
10 in a legally enforceable obligation at the previously effective Schedule 201 rates, and all  
11 the terms and conditions in the partially executed PPA, despite the Commission allowing  
12 the May 1 Update to change rates on June 1, 2017.

13 **Complainant's Fourth and Alternative Claim for Relief**

14 **In the Alternative, Harrier Solar is entitled to PGE's standard contract at the June**  
15 **1 Rates and Terms because Harrier Solar legally obligated itself to sell the net**  
16 **output both prior to and after the Schedule 201 rates changed on June 1, 2017**

17  
18 88. Harrier Solar re-alleges all the preceding paragraphs.

19 89. Harrier Solar has continued to commit, and is still committing, itself to sell  
20 the net output of the Harrier Solar project to PGE at the Schedule 201 rates and the terms  
21 of PGE's Standard PPA.

22 90. If the Commission finds that Harrier Solar has not formed a legally  
23 enforceable obligation prior to June 1, 2017, then, at the very least, Harrier Solar has  
24 formed a legally enforceable obligation after June 1, 2017, as of the time this Complaint  
25 was filed, or at least before PGE's avoided costs changed again on September 18, 2017.

1 **VIII. PRAYER FOR RELIEF**


2 WHEREFORE, Harrier Solar respectfully requests the Commission issue an  
3 order:

- 4 1. Finding PGE in violation of: 1) the mandatory purchase obligation of the Oregon  
5 PURPA; 2) the mandatory purchase obligation of the federal PURPA; 3) FERC’s  
6 PURPA regulations, policies, and orders; 4) the Commission’s PURPA  
7 regulations, policies, and orders; and 5) PGE’s Schedule 201;
- 8 2. Requiring PGE to purchase the net output of the Harrier Solar project at the Pre-  
9 June 1 Rates and Terms in the partially executed PPA;
- 10 3. Requiring PGE to enter into a PURPA PPA with Harrier Solar at the Pre-June 1  
11 Rates and Terms, and all the terms and conditions in the partially executed PPA;
- 12 4. Requiring, in the alternative, that PGE purchase the net output of the Harrier Solar  
13 project at the Schedule 201 rates effective as of June 1, 2017, and all the terms  
14 and conditions in PGE’s Standard PPA;
- 15 5. Requiring, in the alternative, that PGE enter into a PURPA PPA with Harrier  
16 Solar at the Schedule 201 rates in effect as of June 1, 2017, and all the terms and  
17 conditions of PGE’s Standard PPA;
- 18 ~~4.6.~~ Instituting penalties up to \$10,000 under ORS 756.990 against PGE and paid by  
19 PGE’s shareholders for each violation of ORS 758.525(2), 758.535(2)(b), 18 CFR  
20 292.303(a), 292.304(d), and Commission Order Nos. 05-584 and 16-174.
- 21 ~~5.7.~~ Granting any other such relief as the Commission deems necessary.



Dated this 20th day of April 2018~~14th day of August, 2017~~.

Respectfully submitted,

A handwritten signature in black ink that reads "Irion Sanger". The signature is written in a cursive style with a large, looped initial "I".


---

Irion A. Sanger  
Sidney Villanueva  
Sanger Law, PC  
1117 SE 53rd Avenue  
Portland, OR 97215  
Telephone: 503-756-7533  
Fax: 503-334-2235  
irion@sanger-law.com

Of Attorneys for Harrier Solar

## CERTIFICATE OF FILING

I certify that on ~~August 14, 2017~~April 20, 2018, on behalf of Harrier Solar, I filed the foregoing Complaint with the Oregon Public Utility Commission by electronic communication consistent with OAR 860-001-0170.



---

Irion A. Sanger  
Sanger Law, PC  
1117 SE 53rd Avenue  
Portland, OR 97215  
Telephone: 503-756-7533  
Fax: 503-515-1981  
irion@sanger-law.com

**Attachment A**

**Harrier Solar**

**Power Purchase Agreement**

**STANDARD RENEWABLE IN-SYSTEM VARIABLE POWER PURCHASE  
AGREEMENT**

THIS AGREEMENT is between Harrier Solar, LLC ("Seller") and Portland General Electric Company ("PGE") (hereinafter each a "Party" or collectively, "Parties") and is effective upon execution by both Parties ("Effective Date").

RECITALS

Seller intends to construct, own, operate and maintain a Solar PV facility for the generation of electric power located in Clackamas County at 45°4'16.19"N, 122°42'45.67"W County, Oregon, with a Nameplate Capacity Rating of 2200 kilowatt ("kW"), as further described in Exhibit A ("Facility"); and

Seller intends to operate the Facility as a "Qualifying Facility," as such term is defined in Section 3.1.3, below.

Seller shall sell and PGE shall purchase the entire Net Output, as such term is defined in Section 1.21, below, from the Facility in accordance with the terms and conditions of this Agreement.

AGREEMENT

NOW, THEREFORE, the Parties mutually agree as follows:

SECTION 1: DEFINITIONS

When used in this Agreement, the following terms shall have the following meanings:

1.1. "As-built Supplement" means the supplement to Exhibit A provided by Seller in accordance with Section 4.3 following completion of construction of the Facility, describing the Facility as actually built.

1.2. "Base Hours" is defined as the total number of hours in each Contract Year (8,760 or 8,784 for leap year).

1.3. "Billing Period" means a period between PGE's readings of its power purchase billing meter at the Facility in the normal course of PGE's business. Such periods may vary and may not coincide with calendar months; however, PGE shall use best efforts to read the power purchase billing meter in 12 equally spaced periods per year.

1.4. "Cash Escrow" means an agreement by two parties to place money into the custody of a third party for delivery to a grantee only after the fulfillment of the conditions specified.

1.5. "Commercial Operation Date" means the date that the Facility is deemed by PGE to be fully operational and reliable. PGE may, at its discretion, require, among other things, that all of the following events have occurred:

1.5.1. (facilities with nameplate under 500 kW exempt from following requirement) PGE has received a certificate addressed to PGE from a Licensed Professional Engineer ("LPE") acceptable to PGE in its reasonable judgment stating that the Facility is able to generate electric power reliably in accordance with the terms and conditions of this Agreement (certifications required under this Section 1.5 can be provided by one or more LPEs);

1.5.2. Start-Up Testing of the Facility has been completed in accordance with Section 1.36;

1.5.3. (facilities with nameplate under 500 kW exempt from following requirement) After PGE has received notice of completion of Start-Up Testing, PGE has received a certificate addressed to PGE from an LPE stating that the Facility has operated for testing purposes under this Agreement and was continuously mechanically available for operation for a minimum of 120 hours. The Facility must provide ten (10) working days written notice to PGE prior to the start of the initial testing period. If the mechanical availability of the Facility is interrupted during this initial testing period or any subsequent testing period, the Facility shall promptly start a new Test Period and provide PGE forty-eight (48) hours written notice prior to the start of such testing period;

1.5.4. (facilities with nameplate under 500 kW exempt from following requirement) PGE has received a certificate addressed to PGE from an LPE stating that in accordance with the Generation Interconnection Agreement, all required interconnection facilities have been constructed all required interconnection tests have been completed; and the Facility is physically interconnected with PGE's electric system.

1.5.5. (facilities with nameplate under 500kW exempt from following requirement) PGE has received a certificate addressed to PGE from an LPE stating that Seller has obtained all Required Facility Documents and, if requested by PGE in writing, has provided copies of any or all such requested Required Facility Documents;

1.6. "Contract Price" means the applicable price, including on-peak and off-peak prices, as specified in the Schedule.

1.7. "Contract Year" means each twelve (12) month period commencing upon the Commercial Operation Date or its anniversary during the Term, except the final contract year will be the period from the last anniversary of the Commercial Operation Date during the Term until the end of the Term.

1.8. "Effective Date" has the meaning set forth in Section 2.1.

1.9. "Environmental Attributes" shall mean any and all claims, credits, benefits, emissions reductions, offsets, and allowances, howsoever entitled, resulting from the avoidance of the emission of any gas, chemical or other substance to the air, soil or water. Environmental Attributes include but are not limited to: (1) any avoided

emissions of pollutants to the air, soil or water such as (subject to the foregoing) sulfur oxides (SO<sub>x</sub>), nitrogen oxides (NO<sub>x</sub>), carbon monoxide (CO), and other pollutants; and (2) any avoided emissions of carbon dioxide (CO<sub>2</sub>), methane (CH<sub>4</sub>), and other greenhouse gasses (GHGs) that have been determined by the United Nations Intergovernmental Panel on Climate Change to contribute to the actual or potential threat of altering the Earth's climate by trapping heat in the atmosphere.

1.10. "Facility" has the meaning set forth in the Recitals.

1.11. "Generation Interconnection Agreement" means the generation interconnection agreement to be entered into separately between Seller and PGE, providing for the construction, operation, and maintenance of interconnection facilities required to accommodate deliveries of Seller's Net Output.

1.12. "Generation Unit" means each separate electrical generator that contributes towards Nameplate Capacity Rating included in Exhibit A. For solar facilities, a generating unit is a complete solar electrical generation system within the Facility that is able to generate and deliver energy to the Point of Delivery independent of other Generation Units within the same Facility.

1.13. "Letter of Credit" means an engagement by a bank or other person made at the request of a customer that the issuer will honor drafts or other demands for payment upon compliance with the conditions specified in the letter of credit.

1.14. "Licensed Professional Engineer" or "LPE" means a person who is licensed to practice engineering in the state where the Facility is located, who has no economic relationship, association, or nexus with the Seller, and who is not a representative of a consulting engineer, contractor, designer or other individual involved in the development of the Facility, or of a manufacturer or supplier of any equipment installed in the Facility. Such Licensed Professional Engineer shall be licensed in an appropriate engineering discipline for the required certification being made and be acceptable to PGE in its reasonable judgment.

1.15. "Lost Energy" means ((the Guarantee of Mechanical Availability as set forth in 3.1.10 / MAP) X Net Output for a Calendar Year) – Net Output for the Calendar Year. Lost Energy shall be zero unless the result of the calculation in this subsection results in a positive number.

1.16. "Lost Energy Value" means Lost Energy X the excess of the annual time-weighted average Mid-C Index Price for On-Peak and Off-Peak Hours over the time-weighted average Contract Price for On-Peak and Off-Peak Hours for the corresponding time period (provided that such excess shall not exceed the Contract Price and further provided that Lost Energy is deemed to be zero prior to reaching the Commercial Operation Date) plus any reasonable costs incurred by PGE to purchase replacement power and/or transmission to deliver the replacement power to the Point of Delivery. (For Start-Up Lost Energy Value see Section 1.35).

1.17. "Mechanical Availability Percentage" or "MAP" shall mean that percentage for any Contract Year for the Facility calculated in accordance with the following formula:

$$\text{MAP} = 100 \times (\text{Operational Hours}) / (\text{Base Hours} \times \text{Number of Units})$$

1.18. "Mid-C Index Price" means the Day Ahead Intercontinental Exchange ("ICE") index price for the bilateral OTC market for energy at the Mid-C Physical for Average On Peak Power and Average Off Peak Power found on the following website: <https://www.theice.com/products/OTC/Physical-Energy/Electricity>. In the event ICE no longer publishes this index, PGE and the Seller agree to select an alternative successor index representative of the Mid-C trading hub.

1.19. "Nameplate Capacity Rating" means the maximum capacity of the Facility as stated by the manufacturer, expressed in kW, which shall not exceed 10,000 kW.

1.20. "Net Dependable Capacity" means the maximum capacity the Facility can sustain over a specified period modified for seasonal limitations, if any, and reduced by the capacity required for station service or auxiliaries.

1.21. "Net Output" means all energy expressed in kWhs produced by the Facility, less station and other onsite use and less transformation and transmission losses. Net Output does not include any environmental attributes.

1.22. "Number of Units" means the number of Generating Units in the Facility described in Exhibit A.

1.23. "Off-Peak Hours" has the meaning provided in the Schedule.

1.24. "On-Peak Hours" has the meaning provided in the Schedule.

1.25. "Operational Hours" for the Facility means the total across all Generating Units of the number of hours each of the Facility's Generating Units are potentially capable of producing power at its Nameplate Capacity Rating regardless of actual weather, season and time of day or night, without any mechanical operating constraint or restriction, and potentially capable of delivering such power to the Point of Delivery in a Contract Year. During up to, but not more than, 200 hours of Planned Maintenance during a Contract Year for each Generation Unit and hours during which an event of Force Majeure exists, a Generation Unit shall be considered potentially capable of delivering such power to the Point of Delivery. For example, in the absence of any Planned Maintenance beyond 200 hours on any Generation Unit of Event of Force Majeure, the Operational Hours for a wind farm with five separate two MW turbines would be 43,800 for a Contract Year.

1.26. "Planned Maintenance" means outages scheduled 90 days in advance, with PGE's prior written consent, which shall not be unreasonably withheld.

1.27. "Point of Delivery" means the high side of the generation step up transformer(s) located at the point of interconnection between the Facility and PGE's distribution or transmission system, as specified in the Generation Interconnection Agreement.

1.28. "Pre-Commercial Operation Date Minimum Net Output" shall mean, unless such MWh is specifically set forth by Seller in Exhibit A, an amount in MWh equal to seventy-five percent (75%) of the Nameplate Capacity Rating X thirty percent (30%) for a wind or other renewable QF or fifty percent (50%) for a solar QF X (whole months since the date selected in Section 2.2.1 / 12) X (8760 hours – 200 hours (assumed Planned Maintenance)) for each month. If Seller has provided specific expected monthly Net Output amounts for the Facility in Exhibit A, "Pre-Commercial Operation Date Minimum Net Output" shall mean seventy-five (75%) X expected Net Output set forth in Exhibit A for each month.

1.29. "Prime Rate" means the publicly announced prime rate or reference rate for commercial loans to large businesses with the highest credit rating in the United States in effect from time to time quoted by Citibank, N.A. If a Citibank, N.A. prime rate is not available, the applicable Prime Rate shall be the announced prime rate or reference rate for commercial loans in effect from time to time quoted by a bank with \$10 billion or more in assets in New York City, N.Y., selected by the Party to whom interest based on the prime rate is being paid.

1.30. "Prudent Electrical Practices" means those practices, methods, standards and acts engaged in or approved by a significant portion of the electric power industry in the Western Electricity Coordinating Council that at the relevant time period, in the exercise of reasonable judgment in light of the facts known or that should reasonably have been known at the time a decision was made, would have been expected to accomplish the desired result in a manner consistent with good business practices, reliability, economy, safety and expedition, and which practices, methods, standards and acts reflect due regard for operation and maintenance standards recommended by applicable equipment suppliers and manufacturers, operational limits, and all applicable laws and regulations. Prudent Electrical Practices are not intended to be limited to the optimum practice, method, standard or act to the exclusion of all others, but rather to those practices, methods and acts generally acceptable or approved by a significant portion of the electric power generation industry in the relevant region, during the relevant period, as described in the immediate preceding sentence.

1.31. "Required Facility Documents" means all licenses, permits, authorizations, and agreements necessary for construction, operation, interconnection, and maintenance of the Facility including without limitation those set forth in Exhibit B.

1.32. "RPS Attributes" means all attributes related to the Net Output generated by the Facility that are required in order to provide PGE with "qualifying electricity," as that term is defined in Oregon's Renewable Portfolio Standard Act, Ore. Rev. Stat. 469A.010, in effect at the time of execution of this Agreement. RPS Attributes do not include Environmental Attributes that are greenhouse gas offsets from methane capture not associated with the generation of electricity and not needed to ensure that there are zero net emissions associated with the generation of electricity.

1.33. "Schedule" shall mean PGE Schedule 201 filed with the Oregon Public Utilities Commission ("Commission") in effect on the Effective Date of this Agreement



and attached hereto as Exhibit D, the terms of which are hereby incorporated by reference.

1.34. "Senior Lien" means a prior lien which has precedence as to the property under the lien over another lien or encumbrance.

1.35. "Start-Up Lost Energy Value" means for the period after the date specified in Section 2.2.2 but prior to achievement of the Commercial Operation Date: zero, unless the Net Output is less than the pro-rated Pre-Commercial Operation Date Minimum Net Output for the applicable delay period, and the time-weighted average of the delay period's Mid-C Index Price for On-Peak Hours and Off-Peak Hours is greater than the time-weighted average of the delay period's Contract Price for On-Peak Hours and Off-Peak Hours, in which case Startup Lost Energy Value equals: (pro-rated Pre-Commercial Operation Date Minimum Net Output for the applicable period - Net Output for the applicable period) X (the lower of: the time-weighted average of the Contract Price for On-Peak hours and Off-Peak Hours during the applicable period; or (the time-weighted average of the Mid-C Index Price for On-Peak Hours and Off-Peak Hours during the applicable period - the time-weighted average of the Contract Price for On-Peak Hours and Off-Peak Hours during the applicable period)). The time-weighted average in this section will reflect the relative proportions of On-Peak Hours and Off-Peak Hours in each day.

1.36. "Start-Up Testing" means the completion of applicable required factory and start-up tests as set forth in Exhibit C.

1.37. "Step-in Rights" means the right of one party to assume an intervening position to satisfy all terms of an agreement in the event the other party fails to perform its obligations under the agreement.

1.38. "Term" shall mean the period beginning on the Effective Date and ending on the Termination Date.

1.39. "Test Period" shall mean a period of sixty (60) days or a commercially reasonable period determined by the Seller.

References to Recitals, Sections, and Exhibits are to be the recitals, sections and exhibits of this Agreement.

## SECTION 2: TERM; COMMERCIAL OPERATION DATE

2.1. This Agreement shall become effective upon execution by both Parties ("Effective Date").

2.2. Time is of the essence of this Agreement, and Seller's ability to meet certain requirements prior to the Commercial Operation Date and to complete all requirements to establish the Commercial Operation Date is critically important. Therefore,

2.2.1 By 5/1/2020 Seller shall begin initial deliveries of Net Output; and

2.2.2 By 5/1/2020 Seller shall have completed all requirements under Section 1.5 and shall have established the Commercial Operation Date.

2.2.3 Unless the Parties agree in writing that a later Commercial Operation Date is reasonable and necessary, the Commercial Operation Date shall be no more than three (3) years from the Effective Date. PGE will not unreasonably withhold agreement to a Commercial Operation Date that is more than three (3) years from the Effective date if the Seller has demonstrated that a later Commercial Operation Date is reasonable and necessary.

2.3. This Agreement shall terminate on the date 20 years from execution, or the date the Agreement is terminated in accordance with Section 9 or 11, whichever is earlier ("Termination Date").

### SECTION 3: REPRESENTATIONS AND WARRANTIES

3.1. Seller and PGE represent, covenant, and warrant as follows:

3.1.1. Seller warrants it is a Limited Liability Company duly organized under the laws of Oregon.

3.1.2. Seller warrants that the execution and delivery of this Agreement does not contravene any provision of, or constitute a default under, any indenture, mortgage, or other material agreement binding on Seller or any valid order of any court, or any regulatory agency or other body having authority to which Seller is subject.

3.1.3. Seller warrants that the Facility is and shall for the Term of this Agreement continue to be a "Qualifying Facility" ("QF") as that term is defined in the version of 18 C.F.R. Part 292 in effect on the Effective Date. Seller has provided the appropriate QF certification, which may include a Federal Energy Regulatory Commission ("FERC") self-certification to PGE prior to PGE's execution of this Agreement. At any time during the Term of this Agreement, PGE may require Seller to provide PGE with evidence satisfactory to PGE in its reasonable discretion that the Facility continues to qualify as a QF under all applicable requirements.

3.1.4. Seller warrants that it has not within the past two (2) years been the debtor in any bankruptcy proceeding, and Seller is and will continue to be for the Term of this Agreement current on all of its financial obligations.

3.1.5. Seller warrants that during the Term of this Agreement, all of Seller's right, title and interest in and to the Facility shall be free and clear of all liens and encumbrances other than liens and encumbrances arising from third-party financing of the Facility other than workers', mechanics', suppliers' or similar liens, or tax liens, in each case arising in the ordinary course of business that are either not yet due and payable or that have been released by means of a performance bond acceptable to PGE posted within eight (8) calendar days of the commencement of any proceeding to foreclose the lien.

3.1.6. Seller warrants that it will design and operate the Facility consistent with Prudent Electrical Practices.

3.1.7. Seller warrants that the Facility has a Nameplate Capacity Rating not greater than 10,000 kW.

3.1.8. Seller warrants that Net Dependable Capacity of the Facility is 2200 kW.

3.1.9. Seller estimates that the average annual Net Output to be delivered by the Facility to PGE is 3,791,917 kilowatt-hours ("kWh"), which amount PGE will include in its resource planning.

3.1.10. Seller represents and warrants that the Facility shall achieve the following Mechanical Availability Percentages ("Guarantee of Mechanical Availability"):

3.1.10.1 Ninety percent (90%) beginning in the first Contract Year and extending through the Term for the Facility, if the Facility was operational and sold electricity to PGE or another buyer prior to the Effective Date of this Agreement; or

3.1.10.2 Ninety percent (90%) beginning in Contract Year three and extending throughout the remainder of the Term.

3.1.10.3 Annually, within 90 days of the end of each Contract Year Seller shall send to PGE a detailed written report demonstrating and providing evidence of the actual MAP for the previous Contract Year.

3.1.10.4 Seller's failure to meet the Guarantee of Mechanical Availability in a Calendar Year shall result in damages payable to PGE by Seller equal to the Lost Energy Value. PGE shall bill Seller for such damages in accordance with Section 8.

3.1.11. Seller will deliver from the Facility to PGE at the Point of Delivery Net Output not to exceed a maximum of 4,738,750 kWh of Net Output during each Contract Year ("Maximum Net Output").

3.1.12. By the Commercial Operation Date, Seller has entered into a Generation Interconnection Agreement for a term not less than the term of this Agreement.

3.1.13. PGE warrants that it has not within the past two (2) years been the debtor in any bankruptcy proceeding, and PGE is and will continue to be for the Term of this Agreement current on all of its financial obligations.

3.1.14. Seller warrants that (i) the Facility satisfies the eligibility requirements specified in the Definition of a Small Cogeneration Facility or Small Power Production Facility Eligible to Receive the Standard Renewable Rates and Standard Renewable PPA in PGE's Schedule and (ii) Seller will not make any changes in its ownership, control or management during the term of this Agreement that would cause it to not be in compliance with the Definition of a Small Cogeneration Facility or Small Power Production Facility Eligible to Receive the Standard Renewable Rates and Standard Renewable PPA in PGE's Schedule. Seller will provide, upon request by PGE not more frequently than every 36 months, such documentation and information as may be reasonably required to establish Seller's continued compliance with such Definition. PGE agrees to take reasonable steps to maintain the confidentiality of any portion of the above described documentation and information that the Seller identifies as confidential except PGE will provide all such confidential information to the Public Utility Commission of Oregon upon the Commission's request.

3.1.15. Seller warrants that it will comply with all requirements necessary for all Transferred RECs (as defined in Section 4.5) associated with Net Output to be issued, monitored, accounted for, and transferred by and through the Western Renewable Energy Generation System consistent with the provisions of OAR 330-160-0005 through OAR 330-160-0050. PGE warrants that it will reasonably cooperate in Seller's efforts to meet such requirements, including, for example serving as the qualified reporting entity for the Facility if the Facility is located in PGE's balancing authority.

SECTION 4: DELIVERY OF POWER, PRICE AND ENVIRONMENTAL ATTRIBUTES

4.1. Commencing on the Effective Date and continuing through the Term of this Agreement, Seller shall sell to PGE the entire Net Output delivered from the Facility at the Point of Delivery.

4.2. PGE shall pay Seller the Contract Price for all delivered Net Output.

4.3. Upon completion of construction of the Facility, Seller shall provide PGE an As-built Supplement to specify the actual Facility as built. Seller shall not increase the Nameplate Capacity Rating above that specified in Exhibit A or increase the ability of the Facility to deliver Net Output in quantities in excess of the Net Dependable Capacity, or the Maximum Net Output as described in Section 3.1.11 above, through any means including, but not limited to, replacement, modification, or addition of existing equipment, except with prior written notice to PGE. In the event Seller increases the Nameplate Capacity Rating of the Facility to no more than 10,000 kW pursuant to this section, PGE shall pay the Contract Price for the additional delivered Net Output. In the event Seller increases the Nameplate Capacity Rating to greater than 10,000 kW, then Seller shall be required to enter into a new power purchase agreement for all delivered Net Output proportionally related to the increase of Nameplate Capacity above 10,000 kW.

4.4. To the extent not otherwise provided in the Generation Interconnection Agreement, all costs associated with the modifications to PGE's interconnection facilities or electric system occasioned by or related to the interconnection of the Facility with PGE's system, or any increase in generating capability of the Facility, or any increase of delivery of Net Dependable Capacity from the Facility, shall be borne by Seller.

4.5. From the start of the Renewable Resource Deficiency Period through the remainder of the Term of this Agreement, Seller shall provide and PGE shall acquire the RPS Attributes for the Contract Years as specified in the Schedule and Seller shall retain ownership of all other Environmental Attributes (if any). During the Renewable Resource Sufficiency Period, Seller shall retain all Environmental Attributes in accordance with the Schedule. The Contract Price includes full payment for the Net Output and any RPS Attributes transferred to PGE under this Agreement. With respect to Environmental Attributes not transferred to PGE under this Agreement ("Seller-Retained Environmental Attributes") Seller may report under §1605(b) of the Energy Policy Act of 1992 or under any applicable program as belonging to Seller any of the Seller-Retained Environmental Attributes, and PGE shall not report under such program

that such Seller-Retained Environmental Attributes belong to it. With respect to RPS Attributes transferred to PGE under this Agreement ("Transferred RECs"), PGE may report under §1605(b) of the Energy Policy Act of 1992 or under any applicable program as belonging to it any of the Transferred RECs, and Seller shall not report under such program that such Transferred RECs belong to it.

#### SECTION 5: OPERATION AND CONTROL

5.1. Seller shall operate and maintain the Facility in a safe manner in accordance with the Generation Interconnection Agreement, and Prudent Electrical Practices. PGE shall have no obligation to purchase Net Output from the Facility to the extent the interconnection of the Facility to PGE's electric system is disconnected, suspended or interrupted, in whole or in part, pursuant to the Generation Interconnection Agreement, or to the extent generation curtailment is required as a result of Seller's noncompliance with the Generation Interconnection Agreement. Seller is solely responsible for the operation and maintenance of the Facility. PGE shall not, by reason of its decision to inspect or not to inspect the Facility, or by any action or inaction taken with respect to any such inspection, assume or be held responsible for any liability or occurrence arising from the operation and maintenance by Seller of the Facility.

5.2. Seller agrees to provide sixty (60) days advance written notice of any scheduled maintenance that would require shut down of the Facility for any period of time.

5.3. If the Facility ceases operation for unscheduled maintenance, Seller immediately shall notify PGE of the necessity of such unscheduled maintenance, the time when such maintenance has occurred or will occur, and the anticipated duration of such maintenance. Seller shall take all reasonable measures and exercise its best efforts to avoid unscheduled maintenance, to limit the duration of such unscheduled maintenance, and to perform unscheduled maintenance during Off-Peak hours.

#### SECTION 6: CREDITWORTHINESS

In the event Seller: a) is unable to represent or warrant as required by Section 3 that it has not been a debtor in any bankruptcy proceeding within the past two (2) years; b) becomes such a debtor during the Term; or c) is not or will not be current on all its financial obligations, Seller shall immediately notify PGE and shall promptly (and in no less than 10 days after notifying PGE) provide default security in an amount reasonably acceptable to PGE in one of the following forms: Senior Lien, Step-in Rights, a Cash Escrow or Letter of Credit. The amount of such default security that shall be acceptable to PGE shall be equal to: (annual On Peak Hours) X (On Peak Price – Off Peak Price) X (Net Dependable Capacity). Notwithstanding the foregoing, in the event Seller is not current on construction related financial obligations, Seller shall notify PGE of such delinquency and PGE may, in its discretion, grant an exception to the requirements to provide default security if the QF has negotiated financial arrangements with the construction loan lender that mitigate Seller's financial risk to PGE.

#### SECTION 7: METERING

7.1. PGE shall design, furnish, install, own, inspect, test, maintain and replace all metering equipment at Seller's cost and as required pursuant to the Generation Interconnection Agreement.

7.2. Metering shall be performed at the location and in a manner consistent with this Agreement and as specified in the Generation Interconnection Agreement. All Net Output purchased hereunder shall be adjusted to account for electrical losses, if any, between the point of metering and the Point of Delivery, so that the purchased amount reflects the net amount of power flowing into PGE's system at the Point of Delivery.

7.3. PGE shall periodically inspect, test, repair and replace the metering equipment as provided in the Generation Interconnection Agreement. If any of the inspections or tests discloses an error exceeding two (2%) percent of the actual energy delivery, either fast or slow, proper correction, based upon the inaccuracy found, shall be made of previous readings for the actual period during which the metering equipment rendered inaccurate measurements if that period can be ascertained. If the actual period cannot be ascertained, the proper correction shall be made to the measurements taken during the time the metering equipment was in service since last tested, but not exceeding three (3) months, in the amount the metering equipment shall have been shown to be in error by such test. Any correction in billings or payments resulting from a correction in the meter records shall be made in the next monthly billing or payment rendered. Such correction, when made, shall constitute full adjustment of any claim between Seller and PGE arising out of such inaccuracy of metering equipment.

7.4. To the extent not otherwise provided in the Generation Interconnection Agreement, all of PGE's costs relating to all metering equipment installed to accommodate Seller's Facility shall be borne by Seller.

#### SECTION 8: BILLINGS, COMPUTATIONS AND PAYMENTS

8.1. On or before the thirtieth (30<sup>th</sup>) day following the end of each Billing Period, PGE shall send to Seller payment for Seller's deliveries of Net Output to PGE, together with computations supporting such payment. PGE may offset any such payment to reflect amounts owing from Seller to PGE pursuant to this Agreement, the Generation Interconnection Agreement, and any other agreement related to the Facility between the Parties or otherwise. On or before the thirtieth (30<sup>th</sup>) day following the end of each Contract Year, PGE shall bill for any Lost Energy Value accrued pursuant to this Agreement.

8.2. Any amounts owing after the due date thereof shall bear interest at the Prime Rate plus two percent (2%) from the date due until paid; provided, however, that the interest rate shall at no time exceed the maximum rate allowed by applicable law.

#### SECTION 9: DEFAULT, REMEDIES AND TERMINATION

9.1. In addition to any other event that may constitute a default under this Agreement, the following events shall constitute defaults under this Agreement:

9.1.1. Breach by Seller or PGE of a representation or warranty, except for Section 3.1.4, set forth in this Agreement.

9.1.2. Seller's failure to provide default security, if required by Section 6, prior to delivery of any Net Output to PGE or within 10 days of notice.

9.1.3. Seller's failure to meet the Guarantee of Mechanical Availability established in Section 3.1.10 for two consecutive Contract Years or Seller's failure to provide any written report required by that section.

9.1.4. If Seller is no longer a Qualifying Facility.

9.1.5. Failure of PGE to make any required payment pursuant to Section 8.1.

9.1.6. Seller's failure to meet the Commercial Operation Date.

9.2. In the event of a default under Section 9.1.6, PGE may provide Seller with written notice of default. Seller shall have one year in which to cure the default during which time the Seller shall pay PGE damages equal to the Lost Energy Value. If Seller is unable to cure the default, PGE may immediately terminate this Agreement as provided in Section 9.3. PGE's resource sufficiency/deficiency position shall have no bearing on PGE's right to terminate the Agreement under this Section 9.2.

9.3. In the event of a default under this Agreement, except as otherwise provided in this Agreement, the non-defaulting party may immediately terminate this Agreement at its sole discretion by delivering written notice to the other Party. In addition, the non-defaulting party may pursue any and all legal or equitable remedies provided by law or pursuant to this Agreement including damages related to the need to procure replacement power. A termination hereunder shall be effective upon the date of delivery of notice, as provided in Section 20. The rights provided in this Section 9 are cumulative such that the exercise of one or more rights shall not constitute a waiver of any other rights.

9.4. If this Agreement is terminated as provided in this Section 9 PGE shall make all payments, within thirty (30) days, that, pursuant to the terms of this Agreement, are owed to Seller as of the time of receipt of notice of default. PGE shall not be required to pay Seller for any Net Output delivered by Seller after such notice of default.

9.5. In the event PGE terminates this Agreement pursuant to this Section 9, and Seller wishes to again sell Net Output to PGE following such termination, PGE in its sole discretion may require that Seller shall do so subject to the terms of this Agreement, including but not limited to the Contract Price until the Term of this Agreement (as set forth in Section 2.3) would have run in due course had the Agreement remained in effect. At such time Seller and PGE agree to execute a written document ratifying the terms of this Agreement.

9.6. Sections 9.1, 9.4, 9.5, 10, and 19.2 shall survive termination of this Agreement.

#### SECTION 10: INDEMNIFICATION AND LIABILITY

10.1. Seller agrees to defend, indemnify and hold harmless PGE, its directors, officers, agents, and representatives against and from any and all loss, claims, actions or suits, including costs and attorney's fees, both at trial and on appeal, resulting from, or arising out of or in any way connected with Seller's delivery of electric power to PGE or with the facilities at or prior to the Point of Delivery, or otherwise arising out of this Agreement, including without limitation any loss, claim, action or suit, for or on account of injury, bodily or otherwise, to, or death of, persons, or for damage to, or destruction or economic loss of property belonging to PGE, Seller or others, excepting to the extent such loss, claim, action or suit may be caused by the negligence of PGE, its directors, officers, employees, agents or representatives.

10.2. PGE agrees to defend, indemnify and hold harmless Seller, its directors, officers, agents, and representatives against and from any and all loss, claims, actions or suits, including costs and attorney's fees, both at trial and on appeal, resulting from, or arising out of or in any way connected with PGE's receipt of electric power from Seller or with the facilities at or after the Point of Delivery, or otherwise arising out of this Agreement, including without limitation any loss, claim, action or suit, for or on account of injury, bodily or otherwise, to, or death of, persons, or for damage to, or destruction or economic loss of property belonging to PGE, Seller or others, excepting to the extent such loss, claim, action or suit may be caused by the negligence of Seller, its directors, officers, employees, agents or representatives.

10.3. Nothing in this Agreement shall be construed to create any duty to, any standard of care with reference to, or any liability to any person not a Party to this Agreement. No undertaking by one Party to the other under any provision of this Agreement shall constitute the dedication of that Party's system or any portion thereof to the other Party or to the public, nor affect the status of PGE as an independent public utility corporation or Seller as an independent individual or entity.

10.4. NEITHER PARTY SHALL BE LIABLE TO THE OTHER FOR SPECIAL, PUNITIVE, INDIRECT OR CONSEQUENTIAL DAMAGES, WHETHER ARISING FROM CONTRACT, TORT (INCLUDING NEGLIGENCE), STRICT LIABILITY OR OTHERWISE.

#### SECTION 11: INSURANCE

11.1. Prior to the connection of the Facility to PGE's electric system, provided such Facility has a design capacity of 200 kW or more, Seller shall secure and continuously carry for the Term hereof, with an insurance company or companies rated not lower than "B+" by the A. M. Best Company, insurance policies for bodily injury and property damage liability. Such insurance shall include provisions or endorsements naming PGE, its directors, officers and employees as additional insureds; provisions that such insurance is primary insurance with respect to the interest of PGE and that any insurance or self-insurance maintained by PGE is excess and not contributory insurance with the insurance required hereunder; a cross-liability or severability of insurance interest clause; and provisions that such policies shall not be canceled or their limits of liability reduced without thirty (30) days' prior written notice to PGE. Initial limits of liability for all requirements under this section shall be \$1,000,000 million single



limit, which limits may be required to be increased or decreased by PGE as PGE determines in its reasonable judgment economic conditions or claims experience may warrant.

11.2. Prior to the connection of the Facility to PGE's electric system, provided such facility has a design capacity of 200 kW or more, Seller shall secure and continuously carry for the Term hereof, in an insurance company or companies rated not lower than "B+" by the A. M. Best Company, insurance acceptable to PGE against property damage or destruction in an amount not less than the cost of replacement of the Facility. Seller promptly shall notify PGE of any loss or damage to the Facility. Unless the Parties agree otherwise, Seller shall repair or replace the damaged or destroyed Facility, or if the facility is destroyed or substantially destroyed, it may terminate this Agreement. Such termination shall be effective upon receipt by PGE of written notice from Seller. Seller shall waive its insurers' rights of subrogation against PGE regarding Facility property losses.

11.3. Prior to the connection of the Facility to PGE's electric system and at all other times such insurance policies are renewed or changed, Seller shall provide PGE with a copy of each insurance policy required under this Section, certified as a true copy by an authorized representative of the issuing insurance company or, at the discretion of PGE, in lieu thereof, a certificate in a form satisfactory to PGE certifying the issuance of such insurance. If Seller fails to provide PGE with copies of such currently effective insurance policies or certificates of insurance, PGE at its sole discretion and without limitation of other remedies, may upon ten (10) days advance written notice by certified or registered mail to Seller either withhold payments due Seller until PGE has received such documents, or purchase the satisfactory insurance and offset the cost of obtaining such insurance from subsequent power purchase payments under this Agreement.

#### SECTION 12: FORCE MAJEURE

12.1. As used in this Agreement, "Force Majeure" or "an event of Force Majeure" means any cause beyond the reasonable control of the Seller or of PGE which, despite the exercise of due diligence, such Party is unable to prevent or overcome. By way of example, Force Majeure may include but is not limited to acts of God, fire, flood, storms, wars, hostilities, civil strife, strikes, and other labor disturbances, earthquakes, fires, lightning, epidemics, sabotage, restraint by court order or other delay or failure in the performance as a result of any action or inaction on behalf of a public authority which by the exercise of reasonable foresight such Party could not reasonably have been expected to avoid and by the exercise of due diligence, it shall be unable to overcome, subject, in each case, to the requirements of the first sentence of this paragraph. Force Majeure, however, specifically excludes the cost or availability of resources to operate the Facility, changes in market conditions that affect the price of energy or transmission, wind or water droughts, and obligations for the payment of money when due.

12.2. If either Party is rendered wholly or in part unable to perform its obligation under this Agreement because of an event of Force Majeure, that Party shall be excused from whatever performance is affected by the event of Force Majeure to the

extent and for the duration of the Force Majeure, after which such Party shall recommence performance of such obligation, provided that:

12.2.1. the non-performing Party shall, promptly, but in any case within one (1) week after the occurrence of the Force Majeure, give the other Party written notice describing the particulars of the occurrence; and

12.2.2. the suspension of performance shall be of no greater scope and of no longer duration than is required by the Force Majeure; and

12.2.3. the non-performing Party uses its best efforts to remedy its inability to perform its obligations under this Agreement.

12.3. No obligations of either Party which arose before the Force Majeure causing the suspension of performance shall be excused as a result of the Force Majeure.

12.4. Neither Party shall be required to settle any strike, walkout, lockout or other labor dispute on terms which, in the sole judgment of the Party involved in the dispute, are contrary to the Party's best interests.

#### SECTION 13: SEVERAL OBLIGATIONS

Nothing contained in this Agreement shall ever be construed to create an association, trust, partnership or joint venture or to impose a trust or partnership duty, obligation or liability between the Parties. If Seller includes two or more parties, each such party shall be jointly and severally liable for Seller's obligations under this Agreement.

#### SECTION 14: CHOICE OF LAW

This Agreement shall be interpreted and enforced in accordance with the laws of the state of Oregon, excluding any choice of law rules which may direct the application of the laws of another jurisdiction.

#### SECTION 15: PARTIAL INVALIDITY AND PURPA REPEAL

It is not the intention of the Parties to violate any laws governing the subject matter of this Agreement. If any of the terms of the Agreement are finally held or determined to be invalid, illegal or void as being contrary to any applicable law or public policy, all other terms of the Agreement shall remain in effect. If any terms are finally held or determined to be invalid, illegal or void, the Parties shall enter into negotiations concerning the terms affected by such decision for the purpose of achieving conformity with requirements of any applicable law and the intent of the Parties to this Agreement.

In the event the Public Utility Regulatory Policies Act (PURPA) is repealed, this Agreement shall not terminate prior to the Termination Date, unless such termination is mandated by state or federal law.

#### SECTION 16: WAIVER

Any waiver at any time by either Party of its rights with respect to a default under this Agreement or with respect to any other matters arising in connection with this

Agreement must be in writing, and such waiver shall not be deemed a waiver with respect to any subsequent default or other matter.

#### SECTION 17: GOVERNMENTAL JURISDICTION AND AUTHORIZATIONS

This Agreement is subject to the jurisdiction of those governmental agencies having control over either Party or this Agreement. Seller shall at all times maintain in effect all local, state and federal licenses, permits and other approvals as then may be required by law for the construction, operation and maintenance of the Facility, and shall provide upon request copies of the same to PGE.

#### SECTION 18: SUCCESSORS AND ASSIGNS

This Agreement and all of the terms hereof shall be binding upon and inure to the benefit of the respective successors and assigns of the Parties. No assignment hereof by either Party shall become effective without the written consent of the other Party being first obtained and such consent shall not be unreasonably withheld. Notwithstanding the foregoing, either Party may assign this Agreement without the other Party's consent as part of (a) a sale of all or substantially all of the assigning Party's assets, or (b) a merger, consolidation or other reorganization of the assigning Party.

#### SECTION 19: ENTIRE AGREEMENT

19.1. This Agreement supersedes all prior agreements, proposals, representations, negotiations, discussions or letters, whether oral or in writing, regarding PGE's purchase of Net Output from the Facility. No modification of this Agreement shall be effective unless it is in writing and signed by both Parties.

19.2. By executing this Agreement, Seller releases PGE from any third party claims related to the Facility, known or unknown, which may have arisen prior to the Effective Date.

#### SECTION 20: NOTICES

20.1. All notices except as otherwise provided in this Agreement shall be in writing, shall be directed as follows and shall be considered delivered if delivered in person or when deposited in the U.S. Mail, postage prepaid by certified or registered mail and return receipt requested:

To Seller: Harrier Solar, LLC c/o Pine Gate Renewables  
1111 Hawthorne Lane, Suite 201  
Charlotte, NC 28205  
Email: [jluster@pinegatedev.com](mailto:jluster@pinegatedev.com)

with a copy to: Harrier Solar, LLC c/o James Luster

1111 Hawthorne Lane, Suite 201 Charlotte, NC 28205  
Phone: 904-834-7779

To PGE: Contracts Manager  
QF Contracts, 3WTC0306  
PGE - 121 SW Salmon St.  
Portland, Oregon 97204


20.2 The Parties may change the person to whom such notices are addressed, or their addresses, by providing written notices thereof in accordance with this Section 20.

IN WITNESS WHEREOF, the Parties hereto have caused this Agreement to be executed in their respective names as of the Effective Date.

\_\_\_\_\_  
PGE

By: \_\_\_\_\_  
Name: \_\_\_\_\_  
Title: \_\_\_\_\_  
Date: \_\_\_\_\_

Harrier Solar, LLC  
(Name Seller)

By:   
Name: Zoe Gamble Hanes  
Title: Manager of Pine Gate Renewables, LLC  
Manager of Pine Gate Energy Capital, LLC  
Manager of Harrier Solar, LLC  
Date: \_\_\_\_\_

Schedule 201  
 Standard Renewable In-System Variable Power Purchase Agreement  
 Form Effective August 12, 2016

**EXHIBIT A  
 DESCRIPTION OF SELLER'S FACILITY**

Contract Information	
a. Seller Legal Name	Harrier Solar, LLC
b. Type of facility (solar, or wind for example)	Solar PV
c. County and GPS Coordinate to 3 decimals	Clackamas County 45.071164, -122.712686
d. State	Oregon
e. Name Plate Rating in kW	2200
f. Section 1.11 Electric system to interconnect to	PGE Distribution System
g. Section 2.2.1 date to be begin delivery	Expected 12/31/2018
h. Section 2.2.3 date of Commercial Operation Date	Expected 12/31/2018
i. Section 2.3 Termination Date	Seeking 20 year term
j. Corporation type	Limited Liability Company
k. State of organization	Oregon
l. Net Dependable Capacity in kW	2200
m. Estimated average annual Net Output	3,791,917 kWh
n. Maximum of kWh	5,298,418 kWh of Net Output during each contract year ("Maximum Net Output")
o. Notice address line 1	Harrier Solar, LLC c/o Pine Gate Renewables
p. Notice address line 2	1111 Hawthorne Lane, Suite 201
q. Notice address line 3	Charlotte, NC 28205
r. Notice address line 4	Email: jluster@pinegatedev.com
s. Copy to address line 1	Harrier Solar, LLC c/o James Luster
t. Copy to address line 2	1111 Hawthorne Lane, Suite 201
u. Copy to address line 3	Charlotte, NC 28205
v. Copy to address line 4	Phone: 904-834-7779
w. On a separate sheet include a detailed facility description	See attached Single Line Diagram
2. Status of Seller's Incorporation	Harrier Solar, LLC was formed in Oregon as of 7/25/2016 and is in good standing.
3. Seller's financial statements:	
a. Income statement	Not available at this time. Can provide development spend.
b. Balance sheet	Not available at this time. Can provide development spend.
4. D & B report on seller, of the project sponsor if the seller is not in D & B	
5. List of all entities with an ownership interest in the facility	Harrier Solar, LLC is wholly owned by Pine Gate Renewables, LLC.
6. The legal name of the manager of the Facility, if applicable	Harrier Solar, LLC
7. Proof of site control (lease, title to land, property tax bill, or other)	See attached Ground Lease Agreement
8. FERC Form 556 and docket number as proof of submittal and acceptance by FERC	Attached - QF17-783-000
9. Map adjoining QF sites owned by the same seller at this time, or within the past 12 months	Attached
10. Staffing plan for getting the project online	Cypress Creek Renewables EPC team will coordinate.
11. Status of interconnection and transmission agreements	Interconnection application was submitted on 10/27/2016 and is currently awaiting Feasibility Study Results.
12. Does Seller have FERC Market Based Rate Authority? If yes provide docket #.	Yes: QF17-783-000

D A T A

# Schedule 201 Standard Renewable In-System Variable Power Purchase Agreement Form Effective August 12, 2016

1. Name of plant
2. Expected energy delivery start date
3. Expected Availability of generation
4. PPA (or equivalent) simulation results details, including but not limited to:
  - a. Annual MWh (AC) for the first calendar year of commercial operation and an annual degradation factor
  - b. Average 24 hr profile of generation MWh (AC) for each month during the first calendar year

Solar PV  
Expected 12/1/2018  
Intermittent renewable

391.917

Hour	Jan	Feb	Mar	Apr	May	Jun	Jul	Aug	Sep	Oct	Nov	Dec	Annual
0	0.0	0.0	0.0	0.0	0.0	0.0	0.0	0.0	0.0	0.0	0.0	0.0	0.0
1	0.0	0.0	0.0	0.0	0.0	0.0	0.0	0.0	0.0	0.0	0.0	0.0	0.0
2	0.0	0.0	0.0	0.0	0.0	0.0	0.0	0.0	0.0	0.0	0.0	0.0	0.0
3	0.0	0.0	0.0	0.0	0.0	0.0	0.0	0.0	0.0	0.0	0.0	0.0	0.0
4	0.0	0.0	0.0	0.0	0.1	0.1	0.0	0.0	0.0	0.0	0.0	0.0	0.2
5	0.0	0.0	0.0	0.4	2.0	2.5	2.0	0.7	0.0	0.0	0.0	0.0	7.6
6	0.0	0.0	1.0	4.8	8.8	8.8	6.6	6.1	3.4	0.7	0.0	0.0	42.1
7	0.0	2.5	9.2	16.3	20.3	18.8	22.4	19.8	13.9	8.5	2.6	0.1	136.1
8	4.7	10.6	21.4	26.4	31.5	29.7	35.5	30.0	20.8	13.3	6.1	1.8	254.6
9	16.2	32.0	50.9	57.1	63.6	60.4	69.6	60.6	41.4	26.6	14.0	3.9	308.8
10	22.9	45.8	71.7	80.7	88.4	84.5	97.4	87.0	58.3	38.3	20.0	5.4	462.1
11	29.2	59.8	90.2	101.4	110.8	106.0	122.0	108.0	73.3	48.3	26.0	7.2	606.3
12	22.6	45.9	70.7	80.7	88.5	84.6	97.5	87.0	58.4	38.4	20.1	5.5	463.4
13	20.4	41.9	64.7	74.7	82.5	78.6	91.5	81.0	54.5	35.5	19.1	5.2	427.8
14	16.0	32.0	48.0	58.0	66.0	62.0	72.0	62.0	41.0	27.0	14.0	4.0	327.0
15	11.2	22.4	33.6	40.8	44.8	42.8	49.6	42.8	28.8	18.8	10.0	3.0	247.8
16	5.6	11.2	16.8	20.4	22.4	21.4	24.8	21.4	14.4	9.4	5.0	1.5	123.9
17	0.0	0.0	0.0	0.0	0.0	0.0	0.0	0.0	0.0	0.0	0.0	0.0	0.0
18	0.0	0.0	0.0	0.0	0.0	0.0	0.0	0.0	0.0	0.0	0.0	0.0	0.0
19	0.0	0.0	0.0	0.0	0.0	0.0	0.0	0.0	0.0	0.0	0.0	0.0	0.0
20	0.0	0.0	0.0	0.0	0.0	0.0	0.0	0.0	0.0	0.0	0.0	0.0	0.0
21	0.0	0.0	0.0	0.0	0.0	0.0	0.0	0.0	0.0	0.0	0.0	0.0	0.0
22	0.0	0.0	0.0	0.0	0.0	0.0	0.0	0.0	0.0	0.0	0.0	0.0	0.0
23	0.0	0.0	0.0	0.0	0.0	0.0	0.0	0.0	0.0	0.0	0.0	0.0	0.0


**c. Maximum 24 hr profile of generation MWh (AC) for each month during the first calendar year**

Hour	Jan	Feb	Mar	Apr	May	Jun	Jul	Aug	Sep	Oct	Nov	Dec	Annual
0	0.0	0.0	0.0	0.0	0.0	0.0	0.0	0.0	0.0	0.0	0.0	0.0	0.0
1	0.0	0.0	0.0	0.0	0.0	0.0	0.0	0.0	0.0	0.0	0.0	0.0	0.0
2	0.0	0.0	0.0	0.0	0.0	0.0	0.0	0.0	0.0	0.0	0.0	0.0	0.0
3	0.0	0.0	0.0	0.0	0.0	0.0	0.0	0.0	0.0	0.0	0.0	0.0	0.0
4	0.0	0.0	0.0	0.1	0.1	0.0	0.0	0.0	0.0	0.0	0.0	0.0	0.2
5	0.0	0.0	0.0	0.5	2.6	3.3	2.7	0.9	0.0	0.0	0.0	0.0	10.1
6	0.0	0.0	1.3	7.4	14.3	14.5	10.0	6.8	4.7	2.7	0.0	0.0	67.0
7	0.0	2.7	12.5	24.1	31.1	29.2	36.1	30.0	22.5	10.7	2.8	0.0	200.7
8	3.5	13.5	25.5	40.8	46.5	44.9	54.4	52.2	42.5	27.7	12.6	3.6	374.1
9	16.3	32.3	50.3	57.1	63.3	60.3	70.6	60.6	41.8	26.6	14.0	3.9	517.0
10	22.9	45.8	71.7	80.7	88.4	84.5	97.4	87.0	58.3	38.3	20.0	5.4	621.2
11	29.2	59.8	90.2	101.4	110.8	106.0	122.0	108.0	73.3	48.3	26.0	7.2	735.3
12	22.6	45.9	70.7	80.7	88.5	84.6	97.5	87.0	58.4	38.4	20.1	5.5	568.5
13	20.4	41.9	64.7	74.7	82.5	78.6	91.5	81.0	54.5	35.5	19.1	5.2	493.0
14	16.0	32.0	48.0	58.0	66.0	62.0	72.0	62.0	41.0	27.0	14.0	4.0	396.0
15	11.2	22.4	33.6	40.8	44.8	42.8	49.6	42.8	28.8	18.8	10.0	3.0	300.0
16	5.6	11.2	16.8	20.4	22.4	21.4	24.8	21.4	14.4	9.4	5.0	1.5	150.0
17	0.0	0.0	0.0	0.0	0.0	0.0	0.0	0.0	0.0	0.0	0.0	0.0	0.0
18	0.0	0.0	0.0	0.0	0.0	0.0	0.0	0.0	0.0	0.0	0.0	0.0	0.0
19	0.0	0.0	0.0	0.0	0.0	0.0	0.0	0.0	0.0	0.0	0.0	0.0	0.0
20	0.0	0.0	0.0	0.0	0.0	0.0	0.0	0.0	0.0	0.0	0.0	0.0	0.0
21	0.0	0.0	0.0	0.0	0.0	0.0	0.0	0.0	0.0	0.0	0.0	0.0	0.0
22	0.0	0.0	0.0	0.0	0.0	0.0	0.0	0.0	0.0	0.0	0.0	0.0	0.0
23	0.0	0.0	0.0	0.0	0.0	0.0	0.0	0.0	0.0	0.0	0.0	0.0	0.0

**d. Maximum annual output (monthly MWh data)**

Month	January	February	March	April	May	June	July	August	September	October	November	December
MWh	189.8	299.0	420.7	545.4	626.6	646.1	745.5	702.3	574.2	391.8	218.5	102.7

**e. Loss Diagram**



1. GPS Coordinates (rounded to three degrees)
2. Facility physical address (if available)
3. Legal description of parcel (proof of site control to be attached)
4. Aerial facility site boundary map

45.071164, -122.712066  
7501 South Drate Road Northeast, Mount Angel, OH 97702  
See attached Ground Lease Agreement  
Attached

Draft

# Schedule 201 Standard Renewable In-System Variable Power Purchase Agreement Form Effective August 12, 2016


1. Generation
  - a. Pledge for registration (under contract model, including but not limited to)
    - i. Annual capacity factor (%) for the first calendar year of commercial operation
    - ii. Annual dispatchable factor (%)
    - iii. Average 24-hour generation in kWh (%) for each month during the first calendar year

Year	2016 0.0%											
	Jan	Feb	Mar	Apr	May	Jun	Jul	Aug	Sep	Oct	Nov	Dec
1	0.0	0.0	0.0	0.0	0.0	0.0	0.0	0.0	0.0	0.0	0.0	0.0
2	0.0	0.0	0.0	0.0	0.0	0.0	0.0	0.0	0.0	0.0	0.0	0.0
3	0.0	0.0	0.0	0.0	0.0	0.0	0.0	0.0	0.0	0.0	0.0	0.0
4	0.0	0.0	0.0	0.0	0.0	0.0	0.0	0.0	0.0	0.0	0.0	0.0
5	0.0	0.0	0.0	0.0	0.0	0.0	0.0	0.0	0.0	0.0	0.0	0.0
6	0.0	0.0	0.0	0.0	0.0	0.0	0.0	0.0	0.0	0.0	0.0	0.0
7	0.0	0.0	0.0	0.0	0.0	0.0	0.0	0.0	0.0	0.0	0.0	0.0
8	0.0	0.0	0.0	0.0	0.0	0.0	0.0	0.0	0.0	0.0	0.0	0.0
9	0.0	0.0	0.0	0.0	0.0	0.0	0.0	0.0	0.0	0.0	0.0	0.0
10	0.0	0.0	0.0	0.0	0.0	0.0	0.0	0.0	0.0	0.0	0.0	0.0
11	0.0	0.0	0.0	0.0	0.0	0.0	0.0	0.0	0.0	0.0	0.0	0.0
12	0.0	0.0	0.0	0.0	0.0	0.0	0.0	0.0	0.0	0.0	0.0	0.0
13	0.0	0.0	0.0	0.0	0.0	0.0	0.0	0.0	0.0	0.0	0.0	0.0
14	0.0	0.0	0.0	0.0	0.0	0.0	0.0	0.0	0.0	0.0	0.0	0.0
15	0.0	0.0	0.0	0.0	0.0	0.0	0.0	0.0	0.0	0.0	0.0	0.0
16	0.0	0.0	0.0	0.0	0.0	0.0	0.0	0.0	0.0	0.0	0.0	0.0
17	0.0	0.0	0.0	0.0	0.0	0.0	0.0	0.0	0.0	0.0	0.0	0.0
18	0.0	0.0	0.0	0.0	0.0	0.0	0.0	0.0	0.0	0.0	0.0	0.0
19	0.0	0.0	0.0	0.0	0.0	0.0	0.0	0.0	0.0	0.0	0.0	0.0
20	0.0	0.0	0.0	0.0	0.0	0.0	0.0	0.0	0.0	0.0	0.0	0.0
21	0.0	0.0	0.0	0.0	0.0	0.0	0.0	0.0	0.0	0.0	0.0	0.0
22	0.0	0.0	0.0	0.0	0.0	0.0	0.0	0.0	0.0	0.0	0.0	0.0

- b. Expected Total Capacity Factor
- c. Maximum annual output (power) in MW (DC)

Month	2016 0.0%											
	January	February	March	April	May	June	July	August	September	October	November	December
199.8	200.0	430.7	545.4	626.6	646.1	745.5	702.8	574.7	391.8	215.5	102.2	0.0

1. Loss Diagram



2. Description of facilities
  - a. MWAC type
  - b. # of modules
  - c. Max power voltage
  - d. Max power current
  - e. Max system voltage
  - f. Total DC system size
3. Description of Rating
  - a. Rating
    - i. Type (fixed AC, single-axis tracking or dual-axis tracking, etc.)
    - ii. ITC angle (if fixed AC)
    - iii. Azimuth (if dual-axis tracking)
4. Description of inverters
  - a. Number of inverters
  - b. Model
  - c. Maximum Power Point
  - d. Operating Voltage (VDC)
  - e. Max. Operating Current (A)
  - f. Rated DC Voltage
  - g. Rated DC Current
  - h. Maximum Output (kW)
  - i. Facility AC Capacity Rating
  - j. Inverter Cooling System
5. Description of Transformers
  - a. # of transformers
  - b. Model
  - c. High Voltage Rating
  - d. Low Voltage Rating
  - e. MVA Rating
  - f. High Voltage connection
  - g. Low Voltage connection
6. Description of metering, communications, and monitoring
7. Description of station service requirements
8. Description and location of interconnection and transmission point
9. Identification of key facility, interconnection, and system impact assessment study documentation

Parameter	Value
150W Per Module (for registration)	0.0050
Max power voltage	304
Max power current	663
Max system voltage	663
Total DC system size	2,190,000W DC
Rating	Fixed 18
Type (fixed AC, single-axis tracking or dual-axis tracking, etc.)	18°
ITC angle (if fixed AC)	18°
Azimuth (if dual-axis tracking)	180
Number of inverters	88
Model	Hitachi SD1000-2541-05
Maximum Power Point	500
Operating Voltage (VDC)	345
Max. Operating Current (A)	850W
Rated DC Voltage	24.2 kVDC
Rated DC Current	25.3A
Maximum Output (kW)	4.85
Facility AC Capacity Rating	2,200kW
Inverter Cooling System	Water
# of transformers	1
Model	General Power Systems
High Voltage Rating	12kV
Low Voltage Rating	600V
MVA Rating	3000
High Voltage connection	Wye-ground
Low Voltage connection	Wye-ground
Description of metering, communications, and monitoring	Utility and owner metering is at the substation switchgear. Remote monitoring and communications are via SCADA.
Description of station service requirements	Utility provides station service for interconnection communications and control equipment. Interconnection is via a dedicated substation network. Interconnection involves management of safety during outages.
Description and location of interconnection and transmission point	Interconnection is at the substation.
Identification of key facility, interconnection, and system impact assessment study documentation	Interconnection application submitted; Feasibility Study & Impact Study to be provided with interconnection agreement.

Schedule 201  
 Standard Renewable In-System Variable Power Purchase Agreement  
 Form Effective August 12, 2016

Click to add header



Prepared by: Jesse Phillips  
 Simulation Date: 02-28-17  
 Project Variant: 0

**Harrier**  
 12x24 Table - Production



12x24 - Production [kWh]

Hour	Jan	Feb	Mar	Apr	May	Jun	Jul	Aug	Sep	Oct	Nov	Dec	Annual
0	0.0	0.0	0.0	0.0	0.0	0.0	0.0	0.0	0.0	0.0	0.0	0.0	0.0
1	0.0	0.0	0.0	0.0	0.0	0.0	0.0	0.0	0.0	0.0	0.0	0.0	0.0
2	0.0	0.0	0.0	0.0	0.0	0.0	0.0	0.0	0.0	0.0	0.0	0.0	0.0
3	0.0	0.0	0.0	0.0	0.0	0.0	0.0	0.0	0.0	0.0	0.0	0.0	0.0
4	0.0	0.0	0.0	0.0	87.4	79.8	44.3	0.0	0.0	0.0	0.0	0.0	215.5
5	0.0	0.0	0.0	409.3	1,981.2	2,469.7	2,010.0	723.8	23.4	0.0	0.0	0.0	7,617.5
6	0.0	0.0	989.0	4,811.4	8,787.7	8,780.8	8,602.3	6,063.7	3,387.1	662.1	0.0	0.0	42,084.1
7	116	2,469.3	5,156.9	16,287.8	20,269.8	18,790.5	22,366.4	19,844.5	15,893.6	6,490.8	2,509.1	53.1	136,143.4
8	4,748.4	10,640.5	21,412.6	28,403.4	31,531.7	29,703.4	36,522.4	36,004.9	29,802.9	20,944.3	10,088.8	4,771.7	264,575.0
9	16,236.4	19,241.7	30,880.6	37,746.1	43,573.0	40,401.8	49,339.7	49,798.6	41,449.1	31,624.7	19,487.0	13,984.0	393,762.8
10	22,935.9	25,771.8	34,714.3	40,745.1	49,425.3	45,517.2	54,360.0	57,048.9	49,206.2	38,272.4	25,049.5	19,064.4	462,111.1
11	25,867.1	29,790.1	39,182.0	41,366.2	48,799.8	50,012.0	55,279.0	57,979.3	49,265.6	43,167.4	23,998.1	22,225.3	486,272.1
12	22,508.4	31,910.9	40,673.3	42,488.4	48,508.4	49,116.1	56,629.9	57,193.7	50,185.0	44,267.5	22,929.7	22,321.2	489,432.4
13	20,390.7	29,923.9	36,858.3	45,790.7	46,435.1	47,382.1	55,246.8	57,020.0	50,935.6	39,060.9	24,188.6	18,826.6	471,773.1
14	19,028.6	23,329.5	32,330.1	44,944.3	42,612.1	46,710.2	53,959.8	52,165.9	46,142.0	29,747.4	21,697.9	14,880.9	427,049.8
15	11,198.6	15,540.3	25,774.3	34,659.6	36,037.4	39,455.0	45,589.6	40,442.3	35,680.3	19,734.0	12,031.7	6,579.5	322,722.5
16	2,949.7	7,468.0	16,283.7	21,953.9	24,079.5	28,240.0	32,244.7	26,452.0	21,118.8	8,402.8	2,989.8	523.4	191,799.2
17	0.0	1,281.7	5,745.9	9,502.9	11,779.3	14,640.7	16,831.2	12,257.9	6,128.1	928.1	0.0	0.0	79,032.7
18	0.0	0.0	1,715	1,327.3	3,290.8	3,903.8	3,727.8	2,163.7	269.1	0.0	0.0	0.0	14,854.0
19	0.0	0.0	0.0	0.0	447.5	1,040.9	888.8	99.1	0.0	0.0	0.0	0.0	2,475.3
20	0.0	0.0	0.0	0.0	0.0	0.0	0.0	0.0	0.0	0.0	0.0	0.0	0.0
21	0.0	0.0	0.0	0.0	0.0	0.0	0.0	0.0	0.0	0.0	0.0	0.0	0.0
22	0.0	0.0	0.0	0.0	0.0	0.0	0.0	0.0	0.0	0.0	0.0	0.0	0.0
23	0.0	0.0	0.0	0.0	0.0	0.0	0.0	0.0	0.0	0.0	0.0	0.0	0.0

OFF



Schedule 201  
Standard Renewable In-System Variable Power Purchase Agreement  
Form Effective August 12, 2016

PV-SYST V6.48	<b>Grid-Connected System: Simulation parameters</b>	28/02/17	Page 1/4																
<p><b>Project:</b> Hunter_S4_Linv_V25      <b>County:</b> United States  <b>Simulation:</b> Hunter_S4_Linv_V25      <b>Latitude:</b> 48.09° N      <b>Longitude:</b> 122.76° W  <b>Time defined as:</b> Alaska Time zone UTC-9:00:00  <b>Simulation start:</b> 2017-01-01  <b>Simulation end:</b> 2027-12-31</p>																			
<p><b>Simulation parameters</b></p> <p><b>Collector plane orientation:</b> Tilt: 30°      Azimuth: 0°  <b>Inclination:</b> Pitch: 10.0 m      Collector width: 3.65 m  <b>Inclination:</b> Tilt: 0.00 m      Bottom: 0.00 m  <b>Shading:</b> Shading: 14.80 m      Orientation Ratio: 36.8 %  <b>Shading electrical effect:</b> Cell size: 16.00 cm      Shading in module: 2</p> <p><b>Module used:</b> Tranzposition panel      Dimbus: Impedance  <b>Horizon:</b> Face Horizon</p> <p><b>Heat:</b> Statistical analysis of shade: Electrical effect</p> <p><b>PV array characteristics</b>  <b>PV module:</b> Si-poly      Model: CS6X-32SP WUX  <b>Original PV data:</b> Data manufacturer: Canadian Solar Inc.  <b>Number of PV modules:</b> In series: 18 modules      In parallel: 489 strings  <b>Total number of PV modules:</b> 8847      Unit name: Power      225.70  <b>Array global power:</b> Formula (W): SolarImpingingGlobal      225.70 kWp (90°C)  <b>Array operating characteristics:</b> STC      1 imp      4200 A  <b>Technical:</b> Module area: 10.182 m<sup>2</sup>      Cell area: 10.182 m<sup>2</sup></p> <p><b>Inverter:</b> Model: SMA      S1230-US      PV/Syn G1 150223  <b>Custom parameters:</b> Manufacturer: SMA  <b>Characteristics:</b> Operating Voltage: 570 V      Max Power: 2250 kWac  <b>Inverter park:</b> No. of Inverters: 1 unit      Total Power: 2250 kWac</p> <p><b>PV Array loss factors</b></p> <table border="1" style="width: 100%; border-collapse: collapse;"> <thead> <tr> <th>Factor</th> <th>Value</th> </tr> </thead> <tbody> <tr> <td>Array shading losses</td> <td>0.00%</td> </tr> <tr> <td>Temperature losses</td> <td>1.20%</td> </tr> <tr> <td>Thermal loss factor</td> <td>0.988</td> </tr> <tr> <td>Wiring ohmic loss</td> <td>0.00%</td> </tr> <tr> <td>Global array yield</td> <td>1.8 kWh/m<sup>2</sup>/yr</td> </tr> <tr> <td>Module loss fraction</td> <td>1.0%</td> </tr> <tr> <td>Array loss fraction</td> <td>1.2%</td> </tr> </tbody> </table>				Factor	Value	Array shading losses	0.00%	Temperature losses	1.20%	Thermal loss factor	0.988	Wiring ohmic loss	0.00%	Global array yield	1.8 kWh/m <sup>2</sup> /yr	Module loss fraction	1.0%	Array loss fraction	1.2%
Factor	Value																		
Array shading losses	0.00%																		
Temperature losses	1.20%																		
Thermal loss factor	0.988																		
Wiring ohmic loss	0.00%																		
Global array yield	1.8 kWh/m <sup>2</sup> /yr																		
Module loss fraction	1.0%																		
Array loss fraction	1.2%																		

PV-SYST V6.48	<b>Grid-Connected System: Simulation parameters (continued)</b>	28/02/17	Page 2/4
<p><b>Loss factors:</b>  <b>Loss Fraction:</b> 1.3 %  <b>Loss Fraction:</b> 0.8 %  <b>Loss Fraction:</b> 0.5 % at MPP  <b>Incidence effect:</b> ASHRAE parameter: 1.00  <b>Loss Fraction:</b> 0.05  <b>Users needs:</b> Unlimited load (GWh)</p>			

Schedule 201  
Standard Renewable In-System Variable Power Purchase Agreement  
Form Effective August 12, 2016

LTM

<p>PVSYST V6-49</p>	<p>28Q217</p> <p>Page 3/4</p>	<p>Grid-Connected System: Main results</p> <p>Project: Harrier SA, Inv. V25</p> <p>Simulation variant: 22AMVIC_0J36GR_329W_CS</p> <p>Main system parameters System type: Grid-Connected PV Field Orientation: Azimuth: 35.0 deg, Tilt: 35.0 deg PV Array: No. of modules: 3481    Phot Panel: 3081 MWP Inverter: SMA SC2200-US PV5-Pan: 2200kW or User's needs: Unlimited load (grid)</p> <p>Main simulation results System production: Produced Energy: 3914898 kWh/year Performance Ratio PR: 82.59 %</p>																																																												
<p>Number of production per installed MWp: Normal power 1001 kWp</p> <p>Performance Ratio PR</p>																																																														
<table border="1" style="width: 100%; border-collapse: collapse;"> <thead> <tr> <th colspan="2">Normal power 1001 kWp</th> <th colspan="2">Normal power 1001 kWp</th> </tr> <tr> <th>Month</th> <th>Production (kWh)</th> <th>Month</th> <th>Production (kWh)</th> </tr> </thead> <tbody> <tr><td>Jan</td><td>324</td><td>Jan</td><td>324</td></tr> <tr><td>Feb</td><td>332</td><td>Feb</td><td>332</td></tr> <tr><td>Mar</td><td>340</td><td>Mar</td><td>340</td></tr> <tr><td>Apr</td><td>348</td><td>Apr</td><td>348</td></tr> <tr><td>May</td><td>356</td><td>May</td><td>356</td></tr> <tr><td>Jun</td><td>364</td><td>Jun</td><td>364</td></tr> <tr><td>Jul</td><td>372</td><td>Jul</td><td>372</td></tr> <tr><td>Aug</td><td>380</td><td>Aug</td><td>380</td></tr> <tr><td>Sep</td><td>388</td><td>Sep</td><td>388</td></tr> <tr><td>Oct</td><td>396</td><td>Oct</td><td>396</td></tr> <tr><td>Nov</td><td>404</td><td>Nov</td><td>404</td></tr> <tr><td>Dec</td><td>412</td><td>Dec</td><td>412</td></tr> <tr><td>Year</td><td>3914898</td><td>Year</td><td>3914898</td></tr> </tbody> </table>			Normal power 1001 kWp		Normal power 1001 kWp		Month	Production (kWh)	Month	Production (kWh)	Jan	324	Jan	324	Feb	332	Feb	332	Mar	340	Mar	340	Apr	348	Apr	348	May	356	May	356	Jun	364	Jun	364	Jul	372	Jul	372	Aug	380	Aug	380	Sep	388	Sep	388	Oct	396	Oct	396	Nov	404	Nov	404	Dec	412	Dec	412	Year	3914898	Year	3914898
Normal power 1001 kWp		Normal power 1001 kWp																																																												
Month	Production (kWh)	Month	Production (kWh)																																																											
Jan	324	Jan	324																																																											
Feb	332	Feb	332																																																											
Mar	340	Mar	340																																																											
Apr	348	Apr	348																																																											
May	356	May	356																																																											
Jun	364	Jun	364																																																											
Jul	372	Jul	372																																																											
Aug	380	Aug	380																																																											
Sep	388	Sep	388																																																											
Oct	396	Oct	396																																																											
Nov	404	Nov	404																																																											
Dec	412	Dec	412																																																											
Year	3914898	Year	3914898																																																											

<p>PVSYST V6-49</p>	<p>28Q217</p> <p>Page 4/4</p>	<p>Grid-Connected System: Loss diagram</p> <p>Project: Harrier SA, Inv. V25</p> <p>Simulation variant: 22AMVIC_0J36GR_329W_CS</p> <p>Main system parameters System type: Grid-Connected PV Field Orientation: Azimuth: 35.0 deg, Tilt: 35.0 deg PV Array: No. of modules: 3481    Phot Panel: 3081 MWP Inverter: SMA SC2200-US PV5-Pan: 2200kW or User's needs: Unlimited load (grid)</p> <p>Loss diagram over the whole year</p>
---------------------	-------------------------------	---



**Harrier Solar, LLC**

7501 South Drake Road Northeast, Mount Angel, OR 97362  
Proposed Point of Interconnection: 45°4'16.19"N, 122°42'45.67"W



D a t N O E

EXHIBIT B  
REQUIRED FACILITY DOCUMENTS

Sellers Generation Interconnection Agreement  
All required transmission Agreements  
All required environmental permits  
All required agreement to record Renewable Energy

Certificates

Required site control documents  
FERC Self-Certification and acceptance  
Any Conditional Use Permits  
Any Access Permit  
Construction Permits  
Water quality permits

D  
f  
O  
F  
R  
I  
C  
T  
I  
O  
N

**EXHIBIT C**  
**START-UP TESTING**  
Exhibit C  
Required Testing

Required start-up test are those checks and tests necessary to determine that all features and equipment, systems, and subsystems have been properly designed, manufactured, installed and adjusted, function properly, and are capable of operating simultaneously in such condition that the Facility is capable of continuous delivery into BPA/EIM/PGE's electrical system for delivery to PGE, which may include but are not limited to (as applicable) the following:

1. Safety plan during startup and commissioning (including the expected number of individuals covered)
2. Review of all QA/QC testing
3. Confirm testing and energizing inverters in conformance with manufacturer's recommended procedures; note operating voltages; and confirm inverter is performing as expected
4. Energizing transformers
5. Under full sun conditions, and after at least 15 minutes of operation, taking and recording PV Plant operating data—such as but not limited to MWDC, MWAC, VDC, VAC, IDC, IAC, Solar Radiation, etc.
6. Testing the system control and monitoring system to verify that it is performing correctly
7. Testing the Plant metering and protective relaying to verify they meet utility requirements
8. Documentation of successful startup and commissioning procedure
9. Written notification submitted by Contractor to Owner that the completion of Acceptance Testing and Commissioning has occurred
10. Testing to meet the requirements of Section 1.5.3.

EXHIBIT D  
SCHEDULE

[Attach currently in-effect Schedule 201]

OFF - PHOTO EQUIPMENT

FRONT OF EU 10



**SCHEDULE 201  
QUALIFYING FACILITY 10 MW or LESS  
AVOIDED COST POWER PURCHASE INFORMATION**

**PURPOSE**

To provide information about Standard Avoided Costs and Renewable Avoided Costs, Standard Power Purchase Agreements (PPA) and Negotiated PPAs, power purchase prices and price options for power delivered by a Qualifying Facility (QF) to the Company with nameplate capacity of 10,000 kW (10MW) or less.

**AVAILABLE**

To owners of QFs making sales of electricity to the Company in the State of Oregon (Seller).

**APPLICABLE**

For power purchased from small power production or cogeneration facilities that are QFs as defined in 18 Code of Federal Regulations (CFR) Section 292, that meet the eligibility requirements described herein and where the energy is delivered to the Company's system and made available for Company purchase pursuant to a Standard PPA.

**ESTABLISHING CREDITWORTHINESS**

The Seller must establish creditworthiness prior to service under this schedule. For a Standard PPA, a Seller may establish creditworthiness with a written acknowledgment that it is current on all existing debt obligations and that it was not a debtor in a bankruptcy proceeding within the preceding 24 months. If the Seller is not able to establish creditworthiness, the Seller must provide security deemed sufficient by the Company as set forth in the Standard PPA.

**POWER PURCHASE INFORMATION**

A Seller may call the Power Production Coordinator at (503) 464-8000 to obtain more information about being a Seller or how to apply for service under this schedule.

**PPA**

In accordance with terms set forth in this schedule and the Commission's Rules as applicable, the Company will purchase any Energy in excess of station service (power necessary to produce generation) and amounts attributable to conversion losses, which are made available from the Seller.

A Seller must execute a PPA with the Company prior to delivery of power to the Company. The agreement will have a term of up to 20 years as selected by the QF.

A QF with a nameplate capacity rating of 10 MW or less as defined herein may elect the option of a Standard PPA.

**SCHEDULE 201 (Continued)**

## PPA (Continued)

Any Seller may elect to negotiate a PPA with the Company. Such negotiation will comply with the requirements of the Federal Energy Regulatory Commission (FERC), and the Commission including the guidelines in Order No. 07-360, and Schedule 202. Negotiations for power purchase pricing will be based on either the filed Standard Avoided Costs or Renewable Avoided Costs in effect at that time.

**STANDARD PPA (Nameplate capacity of 10 MW or less)**

A Seller choosing a Standard PPA will complete all informational and price option selection requirements in the applicable Standard PPA and submit the executed Agreement to the Company prior to service under this schedule. The Standard PPA is available at [www.portlandgeneral.com](http://www.portlandgeneral.com). The available Standard PPAs are:

- Standard In-System Non-Variable Power Purchase Agreement
- Standard Off-System Non-Variable Power Purchase Agreement
- Standard In-System Variable Power Purchase Agreement
- Standard Off-System Variable Power Purchase Agreement
- Standard Renewable In-System Non-Variable Power Purchase Agreement
- Standard Renewable Off-System Non-Variable Power Purchase Agreement
- Standard Renewable In-System Variable Power Purchase Agreement
- Standard Renewable Off-System Variable Power Purchase Agreement

The Standard PPAs applicable to variable resources are available only to QFs utilizing wind, solar or run of river hydro as the primary motive force.

**GUIDELINES FOR 10 MW OR LESS FACILITIES ELECTING STANDARD PPA**

To execute the Standard PPA the Seller must complete all of the general project information requested in the applicable Standard PPA.

When all information required in the Standard PPA has been received in writing from the Seller, the Company will respond within 15 business days with a draft Standard PPA.

The Seller may request in writing that the Company prepare a final draft Standard PPA. The Company will respond to this request within 15 business days. In connection with such request, the QF must provide the Company with any additional or clarified project information that the Company reasonably determines to be necessary for the preparation of a final draft Standard PPA.

When both parties are in full agreement as to all terms and conditions of the draft Standard PPA, the Company will prepare and forward to the Seller a final executable version of the agreement within 15 business days. Following the Company's execution, an executed copy will be returned to the Seller. Prices and other terms and conditions in the PPA will not be final and binding until the Standard PPA has been executed by both parties.

**SCHEDULE 201 (Continued)****OFF-SYSTEM PPA**

A Seller with a facility that interconnects with an electric system other than the Company's electric system may enter into a PPA with the Company after following the applicable Standard or Negotiated PPA guidelines and making the arrangements necessary for transmission of power to the Company's system.

**BASIS FOR POWER PURCHASE PRICE****AVOIDED COST SUMMARY**

The power purchase prices are based on either the Company's Standard Avoided Costs or Renewable Avoided Costs in effect at the time the agreement is executed. Avoided Costs are defined in 18 CFR 292.101(6) as "the incremental costs to an electric utility of electric energy or capacity or both which, but for the purchase from the qualifying facility or qualifying facilities, such utility would generate itself or purchase from another source."

Monthly On-Peak prices are included in both the Standard Avoided Costs as listed in Tables 1a, 2a, and 3a and Renewable Avoided Costs as listed in Tables 4a, 5a, and 6a. Monthly Off-Peak prices are included in both the Standard Avoided Costs as listed in Tables 1b, 2b, and 3b and Renewable Avoided Costs as listed in Tables 4b, 5b, and 6b.

**ON-PEAK PERIOD**

The On-Peak period is 6:00 a.m. until 10:00 p.m., Monday through Saturday.

**OFF-PEAK PERIOD**

The Off-Peak period is 10:00 p.m. until 6:00 a.m., Monday through Saturday, and all day on Sunday.

Standard Avoided Costs are based on forward market price estimates through the Resource Sufficiency Period, the period of time during which the Company's Standard Avoided Costs are associated with incremental purchases of Energy and capacity from the market. For the Resource Deficiency Period, the Standard Avoided Costs reflect the fully allocated costs of a natural gas fueled combined cycle combustion turbine (CCCT) including fuel and capital costs. The CCCT Avoided Costs are based on the variable cost of Energy plus capitalized Energy costs at a 93% capacity factor based on a natural gas price forecast, with prices modified for shrinkage and transportation costs.

Renewable Avoided Costs are based on forward market price estimates through the Renewable Resource Sufficiency Period, the period of time during which the Company's Renewable Avoided Costs are associated with incremental purchases of energy and capacity from the market. For the Renewable Resource Deficiency Period, the Renewable Avoided Costs reflect the fully allocated costs of a wind plant including capital costs.

**SCHEDULE 201 (Continued)****PRICING FOR STANDARD PPA**

Pricing represents the purchase price per MWh the Company will pay for electricity delivered to a Point of Delivery (POD) within the Company's service territory pursuant to a Standard PPA up to the nameplate rating of the QF in any hour. Any Energy delivered in excess of the nameplate rating will be purchased at the applicable Off-Peak Prices for the selected pricing option.

The Standard PPA pricing will be based on either the Standard or Renewable Avoided Costs in effect at the time the agreement is executed.

The Company will pay the Seller either the Off-Peak Standard Avoided Cost pursuant to Tables 1b, 2b, or 3b or the Off-Peak Renewable Avoided Costs pursuant to Tables 4b, 5b, or 6b for: (a) all Net Output delivered prior to the Commercial Operation Date; (b) all Net Output deliveries greater than Maximum Net Output in any PPA year; (c) any generation subject to and as adjusted by the provisions of Section 4.3 of the Standard PPA; (d) Net Output delivered in the Off-Peak Period; and (e) deliveries above the nameplate capacity in any hour. The Company will pay the Seller either the On-Peak Standard Avoided Cost pursuant to Tables 1a, 2a, or 3a or the On-Peak Renewable Avoided Costs pursuant to Tables 4a, 5a, or 6a for all other Net Output. (See the PPA for defined terms.)

**1) Standard Fixed Price Option**

The Standard Fixed Price Option is based on Standard Avoided Costs including forecasted natural gas prices. It is available to all QFs.

This option is available for a maximum term of 15 years. Prices will be as established at the time the Standard PPA is executed and will be equal to the Standard Avoided Costs in Tables 1a and 1b, 2a and 2b, or 3a and 3c, depending on the type of QF, effective at execution. QFs using any resource type other than wind and solar are assumed to be Base Load QFs.

Prices paid to the Seller under the Standard Fixed Price Option include adjustments for the capacity contribution of the QF resource type relative to that of the avoided proxy resource. Both the Base Load QF resources (Tables 1a and 1b) and the avoided proxy resource, the basis used to determine Standard Avoided Costs for the Standard Fixed Price Option, are assumed to have a capacity contribution to peak of 100%. The capacity contribution for Wind QF resources (Tables 2a and 2b) is assumed to be 5%. The capacity contribution for Solar QF resources (Tables 3a and 3b) is assumed to be 5%.

Prices paid to the Seller under the Standard Fixed Price Option for Wind QFs (Tables 2a and 2b) include a reduction for the wind integration costs in Table 7. However, if the Wind QF is outside of PGE's Balancing Authority Area as contemplated in the Commission's Order No. 14-058, the Seller is paid the wind integration charges in Table 7, in addition to the prices listed in Tables 2a and 2b, for a net-zero effect.

**SCHEDULE 201 (Continued)**

PRICING OPTIONS FOR STANDARD PPA (Continued)  
Standard Fixed Price Option (Continued)

Sellers with PPAs exceeding 15 years will receive pricing equal to the Mid-C Index Price for all years up to five in excess of the initial 15.

**SCHEDULE 201 (Continued)**

PRICING OPTIONS FOR STANDARD PPA (Continued)  
 Standard Fixed Price Option (Continued)

TABLE 1a												
Avoided Costs												
Standard Fixed Price Option for Base Load QF												
On-Peak Forecast (\$/MWH)												
Year	Jan	Feb	Mar	Apr	May	Jun	Jul	Aug	Sep	Oct	Nov	Dec
2016	28.21	22.46	15.61	14.71	12.46	16.96	23.96	26.96	24.96	23.71	26.71	31.46
2017	29.96	28.21	24.71	20.96	19.46	20.46	27.96	30.96	29.46	27.71	28.71	33.71
2018	31.71	31.11	28.11	22.13	21.28	21.28	29.93	33.37	30.63	28.61	31.86	35.71
2019	33.94	31.95	27.97	23.70	22.00	23.13	31.67	35.08	33.37	31.38	32.52	38.21
2020	35.74	33.64	29.45	24.95	23.15	24.35	33.34	36.94	35.14	33.04	34.24	40.24
2021	67.43	67.34	65.41	64.69	64.41	64.50	64.61	64.73	64.84	65.48	68.60	68.72
2022	69.01	68.84	68.08	67.13	66.81	66.91	67.04	67.17	67.29	67.83	71.38	71.70
2023	71.95	71.76	70.39	69.19	69.07	69.18	69.31	69.45	69.58	70.12	73.56	73.70
2024	74.17	73.85	72.67	71.29	71.10	71.21	71.35	71.50	71.63	72.20	76.49	76.64
2025	77.19	77.30	75.84	74.88	75.02	75.14	75.30	75.47	75.62	75.80	82.57	82.89
2026	85.18	85.30	82.77	81.28	81.22	81.36	81.56	81.74	81.90	82.36	89.02	88.72
2027	86.85	86.76	85.14	83.12	82.89	83.03	83.00	83.32	83.46	83.97	91.39	91.15
2028	89.32	89.31	87.96	85.46	85.30	85.46	85.31	85.64	85.95	86.65	94.66	93.55
2029	94.06	93.99	91.23	88.74	87.97	88.15	87.71	88.06	88.61	89.34	98.37	98.11
2030	97.60	97.54	94.87	92.62	92.40	92.57	92.61	93.00	93.12	93.68	102.42	102.70
2031	99.56	99.50	96.78	94.48	94.26	94.43	94.47	94.87	94.99	95.56	104.47	104.76
2032	103.85	103.80	100.57	98.18	97.96	98.15	98.23	98.65	98.76	99.36	108.86	109.41
2033	106.56	106.51	103.17	100.72	100.50	100.69	100.78	101.21	101.32	101.93	111.67	112.26
2034	109.12	109.07	105.60	103.10	102.88	103.08	103.17	103.61	103.72	104.35	114.33	114.96
2035	111.55	111.51	107.91	105.35	105.12	105.33	105.43	105.89	105.99	106.63	116.87	117.54
2036	113.85	113.80	110.14	107.53	107.30	107.51	107.60	108.07	108.18	108.83	119.27	119.95
2037	116.50	116.45	112.72	110.06	109.82	110.04	110.14	110.61	110.73	111.39	122.03	122.73
2038	119.08	119.03	115.22	112.51	112.27	112.49	112.59	113.08	113.19	113.87	124.71	125.42
2039	121.47	121.42	117.54	114.77	114.53	114.75	114.85	115.35	115.47	116.15	127.21	127.93
2040	124.25	124.20	120.25	117.43	117.18	117.41	117.51	118.02	118.14	118.84	130.10	130.85
2041	126.72	126.67	122.64	119.76	119.51	119.74	119.85	120.36	120.49	121.20	132.68	133.44

SCHEDULE 201 (Continued)

PRICING OPTIONS FOR STANDARD PPA (Continued)  
 Standard Fixed Price Option (Continued)

TABLE 1b												
Avoided Costs												
Standard Fixed Price Option for Base Load QF												
Off-Peak Forecast (\$/MWH)												
Year	Jan	Feb	Mar	Apr	May	Jun	Jul	Aug	Sep	Oct	Nov	Dec
2016	25.61	20.71	13.96	11.41	6.31	10.11	15.71	20.96	20.96	21.21	23.46	26.71
2017	25.71	24.21	22.21	15.71	13.71	12.71	19.71	25.21	25.46	24.71	25.71	27.96
2018	26.17	28.12	25.56	19.46	14.68	12.54	19.71	27.04	26.93	25.35	28.20	30.62
2019	29.84	28.09	25.75	18.15	15.81	14.64	22.83	29.26	29.55	28.67	29.84	32.47
2020	31.75	29.88	27.38	19.28	16.79	15.54	24.27	31.12	31.43	30.50	31.75	34.55
2021	28.88	28.79	26.86	26.15	25.87	25.95	26.07	26.19	26.30	26.94	30.06	30.18
2022	29.73	29.56	28.79	27.85	27.53	27.63	27.75	27.88	28.00	28.54	32.09	32.42
2023	31.78	31.59	30.21	29.01	28.90	29.00	29.14	29.27	29.40	29.95	33.38	33.52
2024	33.48	33.16	31.98	30.60	30.41	30.52	30.66	30.81	30.95	31.51	35.80	35.96
2025	35.58	35.69	34.24	33.27	33.42	33.53	33.70	33.86	34.01	34.19	40.97	41.28
2026	42.77	42.89	40.36	38.87	38.81	38.95	39.15	39.34	39.50	39.95	46.62	46.31
2027	43.63	43.54	41.91	39.89	39.66	39.80	39.77	40.09	40.24	40.74	48.16	47.92
2028	45.26	45.25	43.90	41.40	41.23	41.40	41.25	41.58	41.89	42.59	50.60	49.48
2029	49.15	49.08	46.32	43.83	43.06	43.24	42.80	43.15	43.70	44.43	53.46	53.20
2030	51.82	51.76	49.09	46.84	46.62	46.79	46.83	47.22	47.34	47.90	56.64	56.92
2031	52.90	52.84	50.11	47.82	47.59	47.77	47.81	48.21	48.33	48.90	57.81	58.10
2032	56.59	56.54	53.31	50.92	50.70	50.89	50.97	51.39	51.50	52.10	61.60	62.15
2033	58.08	58.03	54.69	52.24	52.02	52.21	52.30	52.73	52.84	53.45	63.19	63.78
2034	59.54	59.50	56.03	53.52	53.30	53.50	53.59	54.04	54.15	54.77	64.76	65.39
2035	61.18	61.14	57.54	54.98	54.75	54.96	55.06	55.52	55.62	56.26	66.50	67.17
2036	62.67	62.62	58.96	56.35	56.12	56.33	56.43	56.89	57.00	57.65	68.09	68.78
2037	64.17	64.12	60.39	57.73	57.49	57.71	57.80	58.28	58.39	59.06	69.69	70.39
2038	65.73	65.69	61.88	59.17	58.93	59.15	59.25	59.73	59.85	60.52	71.37	72.08
2039	67.09	67.04	63.16	60.40	60.15	60.38	60.48	60.98	61.09	61.78	72.83	73.56
2040	68.83	68.78	64.83	62.01	61.76	61.99	62.09	62.60	62.72	63.42	74.68	75.42
2041	70.23	70.17	66.14	63.27	63.02	63.25	63.36	63.87	63.99	64.71	76.19	76.95

**SCHEDULE 201 (Continued)**

PRICING OPTIONS FOR STANDARD PPA (Continued)  
 Standard Fixed Price Option (Continued)

TABLE 2a												
Avoided Costs												
Standard Fixed Price Option for Wind QF												
On-Peak Forecast (\$/MWH)												
Year	Jan	Feb	Mar	Apr	May	Jun	Jul	Aug	Sep	Oct	Nov	Dec
2016	24.37	18.62	11.77	10.87	8.62	13.12	20.12	23.12	21.12	19.87	22.87	27.62
2017	26.05	24.30	20.80	17.05	15.55	16.55	24.05	27.05	25.55	23.80	24.80	29.80
2018	27.72	27.12	24.12	18.14	17.29	17.29	25.94	29.38	26.64	24.62	27.87	31.72
2019	29.87	27.88	23.90	19.63	17.93	19.06	27.60	31.01	29.30	27.31	28.45	34.14
2020	31.59	29.49	25.30	20.80	19.00	20.20	29.19	32.79	30.99	28.89	30.09	36.09
2021	30.68	30.59	28.66	27.94	27.66	27.75	27.87	27.99	28.10	28.74	31.86	31.98
2022	31.56	31.39	30.62	29.68	29.36	29.46	29.59	29.72	29.84	30.38	33.93	34.25
2023	33.67	33.48	32.11	30.91	30.79	30.90	31.03	31.17	31.30	31.84	35.28	35.42
2024	35.38	35.06	33.88	32.49	32.30	32.42	32.56	32.70	32.84	33.40	37.70	37.85
2025	37.53	37.64	36.18	35.22	35.36	35.48	35.64	35.81	35.96	36.14	42.91	43.23
2026	44.75	44.87	42.35	40.86	40.79	40.94	41.13	41.32	41.48	41.94	48.60	48.29
2027	45.65	45.56	43.93	41.91	41.68	41.82	41.79	42.12	42.26	42.76	50.18	49.94
2028	47.32	47.31	45.96	43.46	43.30	43.46	43.31	43.64	43.95	44.65	52.66	51.55
2029	51.25	51.18	48.43	45.94	45.16	45.34	44.90	45.25	45.80	46.53	55.57	55.30
2030	53.96	53.90	51.23	48.98	48.76	48.93	48.97	49.36	49.48	50.04	58.78	59.06
2031	55.08	55.02	52.29	50.00	49.77	49.95	49.99	50.38	50.51	51.08	59.99	60.28
2032	58.77	58.72	55.49	53.10	52.88	53.07	53.15	53.57	53.68	54.28	63.78	64.33
2033	60.35	60.30	56.96	54.51	54.29	54.49	54.57	55.00	55.11	55.72	65.46	66.05
2034	61.88	61.83	58.36	55.86	55.63	55.84	55.93	56.37	56.48	57.10	67.09	67.72
2035	63.54	63.49	59.90	57.34	57.11	57.32	57.42	57.87	57.98	58.62	68.86	69.53
2036	65.04	65.00	61.33	58.72	58.49	58.70	58.80	59.27	59.38	60.03	70.46	71.15
2037	66.61	66.57	62.83	60.17	59.93	60.15	60.25	60.73	60.84	61.50	72.14	72.84
2038	68.23	68.18	64.37	61.66	61.42	61.64	61.74	62.23	62.34	63.02	73.86	74.57
2039	69.64	69.59	65.71	62.94	62.70	62.92	63.03	63.52	63.64	64.33	75.38	76.11
2040	71.42	71.37	67.41	64.60	64.35	64.58	64.68	65.18	65.30	66.00	77.27	78.01
2041	72.87	72.82	68.79	65.92	65.66	65.90	66.00	66.52	66.64	67.35	78.84	79.59

Effective for service  
 on and after October 12, 2016



**SCHEDULE 201 (Continued)**

PRICING OPTIONS FOR STANDARD PPA (Continued)  
 Standard Fixed Price Option (Continued)

TABLE 2b												
Avoided Costs												
Standard Fixed Price Option for Wind QF												
Off-Peak Forecast (\$/MWH)												
Year	Jan	Feb	Mar	Apr	May	Jun	Jul	Aug	Sep	Oct	Nov	Dec
2016	21.77	16.87	10.12	7.57	2.47	6.27	11.87	17.12	17.12	17.37	19.62	22.87
2017	21.80	20.30	18.30	11.80	9.80	8.80	15.80	21.30	21.55	20.80	21.80	24.05
2018	22.18	24.13	21.57	15.47	10.69	8.55	15.72	23.05	22.94	21.36	24.21	26.63
2019	25.77	24.02	21.68	14.08	11.74	10.57	18.76	25.19	25.48	24.60	25.77	28.40
2020	27.60	25.73	23.23	15.13	12.64	11.39	20.12	26.97	27.28	26.35	27.60	30.40
2021	24.65	24.56	22.63	21.92	21.64	21.72	21.84	21.96	22.07	22.71	25.83	25.95
2022	25.42	25.25	24.48	23.54	23.22	23.32	23.44	23.57	23.69	24.23	27.78	28.11
2023	27.39	27.20	25.82	24.62	24.51	24.61	24.75	24.88	25.01	25.56	28.99	29.13
2024	29.01	28.69	27.51	26.13	25.94	26.05	26.19	26.34	26.48	27.04	31.33	31.49
2025	31.02	31.13	29.68	28.71	28.86	28.97	29.14	29.30	29.45	29.63	36.41	36.72
2026	38.12	38.24	35.71	34.22	34.16	34.30	34.50	34.69	34.85	35.30	41.97	41.66
2027	38.89	38.80	37.17	35.15	34.92	35.06	35.03	35.35	35.50	36.00	43.42	43.18
2028	40.43	40.42	39.07	36.57	36.40	36.57	36.42	36.75	37.06	37.76	45.77	44.65
2029	44.23	44.16	41.40	38.91	38.14	38.32	37.88	38.23	38.78	39.51	48.54	48.28
2030	46.80	46.74	44.07	41.82	41.60	41.77	41.81	42.20	42.32	42.88	51.62	51.90
2031	47.78	47.72	44.99	42.70	42.47	42.65	42.69	43.09	43.21	43.78	52.69	52.98
2032	51.38	51.33	48.10	45.71	45.49	45.68	45.76	46.18	46.29	46.89	56.39	56.94
2033	52.77	52.72	49.38	46.93	46.71	46.90	46.99	47.42	47.53	48.14	57.88	58.47
2034	54.12	54.08	50.61	48.10	47.88	48.08	48.17	48.62	48.73	49.35	59.34	59.97
2035	55.66	55.62	52.02	49.46	49.23	49.44	49.54	50.00	50.10	50.74	60.98	61.65
2036	57.04	56.99	53.33	50.72	50.49	50.70	50.80	51.26	51.37	52.02	62.46	63.15
2037	58.43	58.38	54.65	51.99	51.75	51.97	52.06	52.54	52.65	53.32	63.95	64.65
2038	59.88	59.84	56.03	53.32	53.08	53.30	53.40	53.88	54.00	54.67	65.52	66.23
2039	61.13	61.08	57.20	54.44	54.19	54.42	54.52	55.02	55.13	55.82	66.87	67.60
2040	62.75	62.70	58.75	55.93	55.68	55.91	56.01	56.52	56.64	57.34	68.60	69.34
2041	64.04	63.98	59.95	57.08	56.83	57.06	57.17	57.68	57.80	58.52	70.00	70.76

## SCHEDULE 201 (Continued)

PRICING OPTIONS FOR STANDARD PPA (Continued)  
Standard Fixed Price Option (Continued)

TABLE 3a												
Avoided Costs												
Standard Fixed Price Option for Solar QF												
On-Peak Forecast (\$/MWH)												
Year	Jan	Feb	Mar	Apr	May	Jun	Jul	Aug	Sep	Oct	Nov	Dec
2016	28.21	22.46	15.61	14.71	12.46	16.96	23.96	26.96	24.96	23.71	26.71	31.46
2017	29.96	28.21	24.71	20.96	19.46	20.46	27.96	30.96	29.46	27.71	28.71	33.71
2018	31.71	31.11	28.11	22.13	21.28	21.28	29.93	33.37	30.63	28.61	31.86	35.71
2019	33.94	31.95	27.97	23.70	22.00	23.13	31.67	35.08	33.37	31.38	32.52	38.21
2020	35.74	33.64	29.45	24.95	23.15	24.35	33.34	36.94	35.14	33.04	34.24	40.24
2021	33.98	33.89	31.96	31.24	30.96	31.05	31.16	31.28	31.39	32.03	35.15	35.27
2022	34.92	34.75	33.98	33.04	32.72	32.82	32.94	33.08	33.20	33.74	37.28	37.61
2023	37.09	36.90	35.52	34.32	34.21	34.31	34.44	34.58	34.71	35.26	38.69	38.83
2024	38.86	38.54	37.36	35.98	35.79	35.90	36.04	36.19	36.32	36.88	41.18	41.33
2025	41.08	41.19	39.73	38.77	38.92	39.03	39.19	39.36	39.51	39.69	46.46	46.78
2026	48.37	48.49	45.97	44.48	44.42	44.56	44.75	44.94	45.10	45.56	52.22	51.91
2027	49.34	49.25	47.62	45.61	45.38	45.51	45.48	45.81	45.95	46.45	53.87	53.63
2028	51.08	51.07	49.72	47.22	47.06	47.22	47.07	47.40	47.72	48.41	56.42	55.31
2029	55.08	55.01	52.26	49.77	48.99	49.17	48.73	49.08	49.63	50.36	59.40	59.13
2030	57.87	57.81	55.14	52.89	52.67	52.84	52.88	53.27	53.39	53.95	62.69	62.97
2031	59.07	59.00	56.28	53.98	53.76	53.93	53.98	54.37	54.49	55.06	63.98	64.26
2032	62.83	62.78	59.56	57.16	56.94	57.13	57.21	57.64	57.75	58.34	67.85	68.39
2033	64.49	64.44	61.09	58.64	58.42	58.62	58.70	59.14	59.25	59.86	69.60	70.18
2034	66.10	66.05	62.58	60.08	59.85	60.05	60.14	60.59	60.70	61.32	71.31	71.94
2035	67.84	67.79	64.20	61.64	61.41	61.62	61.71	62.17	62.28	62.92	73.16	73.83
2036	69.43	69.38	65.72	63.11	62.88	63.09	63.19	63.66	63.77	64.42	74.85	75.54
2037	71.08	71.04	67.30	64.64	64.40	64.62	64.72	65.20	65.31	65.97	76.61	77.31
2038	72.78	72.73	68.93	66.22	65.98	66.20	66.30	66.78	66.90	67.57	78.42	79.13
2039	74.28	74.23	70.35	67.58	67.34	67.56	67.67	68.16	68.28	68.97	80.02	80.75
2040	76.15	76.10	72.15	69.33	69.08	69.31	69.42	69.92	70.04	70.74	82.01	82.75
2041	77.69	77.64	73.61	70.74	70.48	70.72	70.82	71.34	71.46	72.17	83.66	84.41

**SCHEDULE 201 (Continued)**

PRICING OPTIONS FOR STANDARD PPA (Continued)  
 Standard Fixed Price Option (Continued)

TABLE 3b												
Avoided Costs												
Standard Fixed Price Option for Solar QF												
Off-Peak Forecast (\$/MWH)												
Year	Jan	Feb	Mar	Apr	May	Jun	Jul	Aug	Sep	Oct	Nov	Dec
2016	25.61	20.71	13.96	11.41	6.31	10.11	15.71	20.96	20.96	21.21	23.46	26.71
2017	25.71	24.21	22.21	15.71	13.71	12.71	19.71	25.21	25.46	24.71	25.71	27.96
2018	26.17	28.12	25.56	19.46	14.68	12.54	19.71	27.04	26.93	25.35	28.20	30.62
2019	29.84	28.09	25.75	18.15	15.81	14.64	22.83	29.26	29.55	28.67	29.84	32.47
2020	31.75	29.88	27.38	19.28	16.79	15.54	24.27	31.12	31.43	30.50	31.75	34.55
2021	28.88	28.79	26.86	26.15	25.87	25.95	26.07	26.19	26.30	26.94	30.06	30.18
2022	29.73	29.56	28.79	27.85	27.53	27.63	27.75	27.88	28.00	28.54	32.09	32.42
2023	31.78	31.59	30.21	29.01	28.90	29.00	29.14	29.27	29.40	29.95	33.38	33.52
2024	33.48	33.16	31.98	30.60	30.41	30.52	30.66	30.81	30.95	31.51	35.80	35.96
2025	35.58	35.69	34.24	33.27	33.42	33.53	33.70	33.86	34.01	34.19	40.97	41.28
2026	42.77	42.89	40.36	38.87	38.81	38.95	39.15	39.34	39.50	39.95	46.62	46.31
2027	43.63	43.54	41.91	39.89	39.66	39.80	39.77	40.09	40.24	40.74	48.16	47.92
2028	45.26	45.25	43.90	41.40	41.23	41.40	41.25	41.58	41.89	42.59	50.60	49.48
2029	49.15	49.08	46.32	43.83	43.06	43.24	42.80	43.15	43.70	44.43	53.46	53.20
2030	51.82	51.76	49.09	46.84	46.62	46.79	46.83	47.22	47.34	47.90	56.64	56.92
2031	52.90	52.84	50.11	47.82	47.59	47.77	47.81	48.21	48.33	48.90	57.81	58.10
2032	56.59	56.54	53.31	50.92	50.70	50.89	50.97	51.39	51.50	52.10	61.60	62.15
2033	58.08	58.03	54.69	52.24	52.02	52.21	52.30	52.73	52.84	53.45	63.19	63.78
2034	59.54	59.50	56.03	53.52	53.30	53.50	53.59	54.04	54.15	54.77	64.76	65.39
2035	61.18	61.14	57.54	54.98	54.75	54.96	55.06	55.52	55.62	56.26	66.50	67.17
2036	62.67	62.62	58.96	56.35	56.12	56.33	56.43	56.89	57.00	57.65	68.09	68.78
2037	64.17	64.12	60.39	57.73	57.49	57.71	57.80	58.28	58.39	59.06	69.69	70.39
2038	65.73	65.69	61.88	59.17	58.93	59.15	59.25	59.73	59.85	60.52	71.37	72.08
2039	67.09	67.04	63.16	60.40	60.15	60.38	60.48	60.98	61.09	61.78	72.83	73.56
2040	68.83	68.78	64.83	62.01	61.76	61.99	62.09	62.60	62.72	63.42	74.68	75.42
2041	70.23	70.17	66.14	63.27	63.02	63.25	63.36	63.87	63.99	64.71	76.19	76.95

**SCHEDULE 201 (Continued)**

## PRICING OPTIONS FOR STANDARD PPA (Continued)

**2) Renewable Fixed Price Option**

The Renewable Fixed Price Option is based on Renewable Avoided Costs. It is available only to Renewable QFs that generate electricity from a renewable energy source that may be used by the Company to comply with the Oregon Renewable Portfolio Standard as set forth in ORS 469A.005 to 469A.210.

This option is available for a maximum term of 15 years. Prices will be as established at the time the Standard PPA is executed and will be equal to the Renewable Avoided Costs in Tables 4a and 4b, 5a and 5b, or 6a and 6b, depending on the type of QF, effective at execution. QFs using any resource type other than wind and solar are assumed to be Base Load QFs.

Sellers will retain all Environmental Attributes generated by the facility during the Renewable Resource Sufficiency Period. A Renewable QF choosing the Renewable Fixed Price Option must cede all RPS Attributes generated by the facility to the Company from the start of the Renewable Resource Deficiency Period through the remainder of the PPA term.

Prices paid to the Seller under the Renewable Fixed Price Option include adjustments for the capacity contribution of the QF resource type relative to that of the avoided proxy resource. Both Wind QF resources (Tables 5a and 5b) and the avoided proxy resource, the basis used to determine Renewable Avoided Costs for the Renewable Fixed Price Option, are assumed to have a capacity contribution to peak of 5%. The capacity contribution for Solar QF resources (Tables 6a and 6b) is assumed to be 5%. The capacity contribution for Base Load QF resources (Tables 4a and 4b) is assumed to be 100%.

The Renewable Avoided Costs during the Renewable Resource Deficiency Period reflect an increase for avoided wind integration costs, shown in Table 7.

Prices paid to the Seller under the Renewable Fixed Price Option for Wind QFs (Tables 5a and 5b) include a reduction for the wind integration costs in Table 7, which cancels out wind integration costs included in the Renewable Avoided Costs during the Renewable Resource Deficiency Period. However, if the Wind QF is outside of PGE's Balancing Authority Area as contemplated in the Commission's Order No. 14-058, the Seller is paid the wind integration charges in Table 7, in addition to the prices listed in Tables 5a and 5b.

Sellers with PPAs exceeding 15 years will receive pricing equal to the Mid-C Index Price for all years up to five in excess of the initial 15.

## SCHEDULE 201 (Continued)

PRICING OPTIONS FOR STANDARD PPA (Continued)  
Renewable Fixed Price Option (Continued)

TABLE 4a												
Renewable Avoided Costs												
Renewable Fixed Price Option for Base Load QF												
On-Peak Forecast (\$/MWH)												
Year	Jan	Feb	Mar	Apr	May	Jun	Jul	Aug	Sep	Oct	Nov	Dec
2016	28.36	22.61	15.76	14.86	12.61	17.11	24.11	27.11	25.11	23.86	26.86	31.61
2017	30.11	28.36	24.86	21.11	19.61	20.61	28.11	31.11	29.61	27.86	28.86	33.86
2018	31.86	31.26	28.26	22.28	21.43	21.43	30.08	33.52	30.78	28.76	32.01	35.86
2019	34.10	32.11	28.13	23.86	22.16	23.29	31.83	35.24	33.53	31.54	32.68	38.37
2020	115.34	115.32	114.56	115.02	118.22	117.33	117.01	116.89	115.60	114.63	115.47	114.45
2021	117.94	118.18	116.67	117.75	120.59	119.83	119.26	119.77	118.26	117.25	118.55	117.22
2022	120.48	120.36	118.46	120.19	123.17	122.14	121.69	121.65	120.55	119.55	120.98	119.53
2023	123.26	122.83	120.85	122.92	125.37	124.64	124.29	123.92	123.08	121.92	123.63	122.53
2024	124.86	125.01	123.06	125.07	127.80	126.78	126.67	126.41	126.22	123.83	124.83	124.96
2025	127.73	128.05	125.86	128.21	131.66	130.48	129.53	129.66	128.84	126.59	127.76	127.41
2026	130.91	130.58	129.12	131.30	135.76	132.28	132.28	132.69	132.40	129.34	131.17	130.23
2027	133.47	133.03	131.38	133.50	139.48	134.88	134.51	135.95	134.79	131.96	133.26	132.78
2028	135.95	134.91	132.89	136.24	141.79	136.93	137.64	137.65	136.77	134.76	135.84	135.06
2029	138.81	138.57	135.91	139.29	149.30	140.74	140.82	140.82	140.86	137.50	138.32	138.21
2030	141.68	141.39	139.11	142.00	153.18	145.20	143.05	142.93	144.31	140.18	140.75	140.79
2031	144.29	143.79	142.17	145.52	156.10	149.27	145.71	146.65	146.86	143.04	144.15	143.71
2032	146.51	146.00	144.35	147.76	158.51	151.58	147.95	148.91	149.13	145.24	146.37	145.92
2033	149.91	149.40	147.71	151.19	162.18	155.09	151.39	152.37	152.59	148.62	149.77	149.31
2034	152.96	152.43	150.71	154.26	165.46	158.24	154.46	155.46	155.68	151.64	152.81	152.35
2035	155.76	155.22	153.46	157.08	168.50	161.14	157.29	158.31	158.54	154.41	155.60	155.13
2036	158.31	157.76	155.97	159.65	171.26	163.78	159.86	160.90	161.13	156.94	158.15	157.67
2037	161.83	161.27	159.44	163.20	175.07	167.42	163.42	164.48	164.71	160.43	161.67	161.18
2038	164.95	164.38	162.52	166.35	178.45	170.65	166.57	167.65	167.89	163.52	164.79	164.29
2039	168.13	167.55	165.66	169.56	181.89	173.94	169.79	170.89	171.13	166.68	167.97	167.46
2040	171.05	170.46	168.54	172.51	185.04	176.96	172.74	173.85	174.10	169.58	170.89	170.37
2041	174.69	174.08	172.11	176.17	188.98	180.72	176.40	177.55	177.80	173.18	174.52	173.99

## SCHEDULE 201 (Continued)

PRICING OPTIONS FOR STANDARD PPA (Continued)  
Renewable Fixed Price Option (Continued)

TABLE 4b												
Renewable Avoided Costs												
Renewable Fixed Price Option for Base Load QF												
Off-Peak Forecast (\$/MWH)												
Year	Jan	Feb	Mar	Apr	May	Jun	Jul	Aug	Sep	Oct	Nov	Dec
2016	25.76	20.86	14.11	11.56	6.46	10.26	15.86	21.11	21.11	21.36	23.61	26.86
2017	25.86	24.36	22.36	15.86	13.86	12.86	19.86	25.36	25.61	24.86	25.86	28.11
2018	26.32	28.27	25.71	19.61	14.83	12.69	19.86	27.19	27.08	25.50	28.35	30.77
2019	30.00	28.25	25.91	18.31	15.97	14.80	22.99	29.42	29.71	28.83	30.00	32.63
2020	62.76	63.02	64.56	63.31	59.92	60.16	60.45	61.61	62.52	63.74	63.55	63.99
2021	64.93	64.15	65.85	64.48	61.58	61.62	62.27	62.62	63.78	65.82	63.38	65.09
2022	65.85	65.52	67.77	65.49	62.45	62.82	64.33	63.35	65.00	67.04	64.42	66.29
2023	66.70	66.75	69.10	67.28	62.84	64.01	65.40	64.85	66.14	68.41	65.38	67.63
2024	67.25	67.31	70.47	67.09	63.18	65.92	64.75	65.12	66.62	68.68	67.42	68.05
2025	68.62	68.60	71.94	68.08	63.17	66.28	66.12	67.12	67.23	70.19	69.68	69.06
2026	68.95	69.85	72.28	68.56	63.85	67.22	67.05	67.75	67.05	71.12	69.85	69.89
2027	71.31	71.29	73.13	70.34	63.69	68.45	68.79	68.16	68.57	73.22	70.67	71.18
2028	72.28	72.90	75.41	72.10	63.09	69.98	70.15	68.82	70.20	73.79	71.48	73.41
2029	72.78	73.60	76.79	73.50	58.25	70.29	71.37	70.00	71.53	74.58	73.61	74.68
2030	73.91	74.82	78.36	73.64	58.00	70.89	72.02	72.19	72.00	75.99	75.36	76.23
2031	75.51	76.70	79.40	74.00	59.17	70.67	73.55	73.71	72.16	77.24	77.07	76.31
2032	76.76	77.97	80.71	75.23	60.15	71.83	74.76	74.93	73.35	78.52	78.34	77.57
2033	78.46	79.69	82.50	76.89	61.48	73.42	76.42	76.58	74.97	80.25	80.07	79.29
2034	79.97	81.23	84.09	78.37	62.66	74.84	77.89	78.06	76.42	81.80	81.62	80.82
2035	81.52	82.80	85.71	79.88	63.87	76.28	79.39	79.57	77.89	83.38	83.19	82.38
2036	82.86	84.17	87.13	81.20	64.93	77.54	80.70	80.88	79.18	84.76	84.57	83.74
2037	84.69	86.03	89.05	83.00	66.36	79.25	82.49	82.67	80.93	86.63	86.44	85.59
2038	86.33	87.69	90.77	84.60	67.64	80.78	84.08	84.26	82.49	88.30	88.11	87.24
2039	87.99	89.38	92.52	86.23	68.95	82.34	85.70	85.89	84.08	90.01	89.81	88.92
2040	89.45	90.85	94.05	87.66	70.09	83.70	87.12	87.31	85.47	91.49	91.29	90.39
2041	91.42	92.86	96.13	89.59	71.63	85.55	89.04	89.24	87.36	93.51	93.31	92.39

**SCHEDULE 201 (Continued)**

PRICING OPTIONS FOR STANDARD PPA (Continued)  
Renewable Fixed Price Option (Continued)

TABLE 5a												
Renewable Avoided Costs												
Renewable Fixed Price Option for Wind QF												
On-Peak Forecast (\$/MWH)												
Year	Jan	Feb	Mar	Apr	May	Jun	Jul	Aug	Sep	Oct	Nov	Dec
2016	24.52	18.77	11.92	11.02	8.77	13.27	20.27	23.27	21.27	20.02	23.02	27.77
2017	26.20	24.45	20.95	17.20	15.70	16.70	24.20	27.20	25.70	23.95	24.95	29.95
2018	27.87	27.27	24.27	18.29	17.44	17.44	26.09	29.53	26.79	24.77	28.02	31.87
2019	30.03	28.04	24.06	19.79	18.09	19.22	27.76	31.17	29.46	27.47	28.61	34.30
2020	75.38	75.37	74.61	75.06	78.26	77.37	77.05	76.93	75.64	74.67	75.51	74.49
2021	77.10	77.33	75.83	76.90	79.75	78.99	78.41	78.92	77.41	76.40	77.70	76.38
2022	78.85	78.72	76.82	78.56	81.53	80.51	80.05	80.02	78.92	77.92	79.34	77.90
2023	80.71	80.27	78.29	80.37	82.82	82.08	81.73	81.37	80.53	79.36	81.08	79.97
2024	81.74	81.89	79.93	81.95	84.68	83.66	83.55	83.28	83.10	80.71	81.71	81.84
2025	83.64	83.97	81.78	84.13	87.57	86.40	85.44	85.57	84.75	82.51	83.68	83.32
2026	85.97	85.64	84.18	86.37	90.82	87.34	87.34	87.75	87.46	84.40	86.23	85.29
2027	87.67	87.23	85.57	87.69	93.67	89.07	88.71	90.15	88.99	86.16	87.45	86.98
2028	89.26	88.22	86.20	89.55	95.10	90.24	90.95	90.96	90.08	88.07	89.15	88.37
2029	91.22	90.98	88.32	91.70	101.72	93.16	93.23	93.23	93.28	89.92	90.73	90.62
2030	93.17	92.88	90.60	93.49	104.67	96.69	94.54	94.42	95.80	91.67	92.24	92.28
2031	94.84	94.34	92.72	96.07	106.65	99.82	96.26	97.20	97.42	93.59	94.70	94.26
2032	96.40	95.90	94.24	97.65	108.40	101.47	97.85	98.80	99.02	95.13	96.26	95.82
2033	98.55	98.03	96.34	99.82	110.81	103.72	100.02	101.00	101.22	97.25	98.40	97.95
2034	100.44	99.91	98.19	101.74	112.94	105.72	101.94	102.94	103.17	99.12	100.29	99.83
2035	102.38	101.85	100.09	103.71	115.13	107.76	103.92	104.93	105.16	101.04	102.23	101.76
2036	104.06	103.51	101.72	105.40	117.01	109.53	105.61	106.65	106.88	102.69	103.90	103.42
2037	106.37	105.81	103.99	107.74	119.61	111.96	107.96	109.02	109.26	104.97	106.21	105.72
2038	108.42	107.86	105.99	109.82	121.92	114.12	110.05	111.12	111.37	107.00	108.26	107.76
2039	110.52	109.94	108.04	111.95	124.27	116.33	112.17	113.27	113.52	109.07	110.36	109.85
2040	112.32	111.73	109.81	113.77	126.31	118.23	114.00	115.12	115.37	110.85	112.16	111.64
2041	114.83	114.23	112.26	116.31	129.12	120.86	116.55	117.69	117.95	113.32	114.66	114.13

## SCHEDULE 201 (Continued)

PRICING OPTIONS FOR STANDARD PPA (Continued)  
Renewable Fixed Price Option (Continued)

TABLE 5b												
Renewable Avoided Costs												
Renewable Fixed Price Option for Wind QF												
Off-Peak Forecast (\$/MWH)												
Year	Jan	Feb	Mar	Apr	May	Jun	Jul	Aug	Sep	Oct	Nov	Dec
2016	21.92	17.02	10.27	7.72	2.62	6.42	12.02	17.27	17.27	17.52	19.77	23.02
2017	21.95	20.45	18.45	11.95	9.95	8.95	15.95	21.45	21.70	20.95	21.95	24.20
2018	22.33	24.28	21.72	15.62	10.84	8.70	15.87	23.20	23.09	21.51	24.36	26.78
2019	25.93	24.18	21.84	14.24	11.90	10.73	18.92	25.35	25.64	24.76	25.93	28.56
2020	58.61	58.87	60.41	59.16	55.77	56.01	56.30	57.46	58.37	59.59	59.40	59.84
2021	60.70	59.92	61.62	60.25	57.35	57.39	58.04	58.39	59.55	61.59	59.15	60.86
2022	61.54	61.21	63.46	61.18	58.14	58.51	60.02	59.04	60.69	62.73	60.11	61.98
2023	62.31	62.36	64.71	62.89	58.45	59.62	61.01	60.46	61.75	64.02	60.99	63.24
2024	62.78	62.84	66.00	62.62	58.71	61.45	60.28	60.65	62.15	64.21	62.95	63.58
2025	64.06	64.04	67.38	63.52	58.61	61.72	61.56	62.56	62.67	65.63	65.12	64.50
2026	64.30	65.20	67.63	63.91	59.20	62.57	62.40	63.10	62.40	66.47	65.20	65.24
2027	66.57	66.55	68.39	65.60	58.95	63.71	64.05	63.42	63.83	68.48	65.93	66.44
2028	67.45	68.07	70.58	67.27	58.26	65.15	65.32	63.99	65.37	68.96	66.65	68.58
2029	67.86	68.68	71.87	68.58	53.33	65.37	66.45	65.08	66.61	69.66	68.69	69.76
2030	68.89	69.80	73.34	68.62	52.98	65.87	67.00	67.17	66.98	70.97	70.34	71.21
2031	70.39	71.58	74.28	68.88	54.05	65.55	68.43	68.59	67.04	72.12	71.95	71.19
2032	71.55	72.76	75.50	70.02	54.94	66.62	69.55	69.72	68.14	73.31	73.13	72.36
2033	73.15	74.38	77.19	71.58	56.17	68.11	71.11	71.27	69.66	74.94	74.76	73.98
2034	74.55	75.81	78.67	72.95	57.24	69.42	72.47	72.64	71.00	76.38	76.20	75.40
2035	76.00	77.28	80.19	74.36	58.35	70.76	73.87	74.05	72.37	77.86	77.67	76.86
2036	77.23	78.54	81.50	75.57	59.30	71.91	75.07	75.25	73.55	79.13	78.94	78.11
2037	78.95	80.29	83.31	77.26	60.62	73.51	76.75	76.93	75.19	80.89	80.70	79.85
2038	80.48	81.84	84.92	78.75	61.79	74.93	78.23	78.41	76.64	82.45	82.26	81.39
2039	82.03	83.42	86.56	80.27	62.99	76.38	79.74	79.93	78.12	84.05	83.85	82.96
2040	83.37	84.77	87.97	81.58	64.01	77.62	81.04	81.23	79.39	85.41	85.21	84.31
2041	85.23	86.67	89.94	83.40	65.44	79.36	82.85	83.05	81.17	87.32	87.12	86.20



## SCHEDULE 201 (Continued)

PRICING OPTIONS FOR STANDARD PPA (Continued)  
Renewable Fixed Price Option (Continued)

TABLE 6a												
Renewable Avoided Costs												
Renewable Fixed Price Option for Solar QF												
On-Peak Forecast (\$/MWH)												
Year	Jan	Feb	Mar	Apr	May	Jun	Jul	Aug	Sep	Oct	Nov	Dec
2016	28.36	22.61	15.76	14.86	12.61	17.11	24.11	27.11	25.11	23.86	26.86	31.61
2017	30.11	28.36	24.86	21.11	19.61	20.61	28.11	31.11	29.61	27.86	28.86	33.86
2018	31.86	31.26	28.26	22.28	21.43	21.43	30.08	33.52	30.78	28.76	32.01	35.86
2019	34.10	32.11	28.13	23.86	22.16	23.29	31.83	35.24	33.53	31.54	32.68	38.37
2020	78.62	78.60	77.84	78.30	81.50	80.60	80.29	80.17	78.88	77.91	78.74	77.73
2021	80.39	80.63	79.12	80.20	83.04	82.28	81.71	82.22	80.71	79.70	81.00	79.67
2022	82.21	82.08	80.18	81.92	84.89	83.87	83.41	83.38	82.27	81.27	82.70	81.25
2023	84.12	83.69	81.71	83.78	86.23	85.50	85.15	84.78	83.94	82.78	84.50	83.39
2024	85.22	85.37	83.41	85.43	88.16	87.14	87.03	86.76	86.58	84.19	85.19	85.32
2025	87.19	87.52	85.33	87.68	91.12	89.95	88.99	89.12	88.30	86.06	87.23	86.87
2026	89.59	89.26	87.80	89.99	94.44	90.96	90.96	91.37	91.08	88.02	89.85	88.91
2027	91.36	90.92	89.26	91.39	97.36	92.76	92.40	93.84	92.68	89.85	91.14	90.67
2028	93.02	91.98	89.96	93.31	98.86	94.00	94.71	94.72	93.84	91.84	92.91	92.13
2029	95.05	94.81	92.15	95.53	105.55	96.99	97.06	97.06	97.11	93.75	94.56	94.45
2030	97.08	96.79	94.51	97.40	108.58	100.60	98.45	98.33	99.71	95.58	96.15	96.19
2031	98.83	98.33	96.70	100.05	110.63	103.81	100.25	101.19	101.40	97.58	98.69	98.25
2032	100.47	99.96	98.30	101.71	112.47	105.53	101.91	102.87	103.08	99.20	100.32	99.88
2033	102.68	102.16	100.47	103.95	114.95	107.86	104.16	105.14	105.36	101.38	102.53	102.08
2034	104.66	104.13	102.41	105.96	117.16	109.94	106.16	107.16	107.38	103.34	104.51	104.05
2035	106.68	106.15	104.39	108.01	119.43	112.06	108.21	109.23	109.46	105.34	106.53	106.06
2036	108.44	107.90	106.11	109.79	121.40	113.91	110.00	111.04	111.27	107.08	108.29	107.81
2037	110.84	110.28	108.46	112.21	124.08	116.43	112.43	113.49	113.73	109.44	110.68	110.19
2038	112.98	112.41	110.55	114.38	126.47	118.68	114.60	115.68	115.92	111.55	112.82	112.32
2039	115.16	114.58	112.68	116.59	128.92	120.97	116.81	117.91	118.16	113.71	115.00	114.49
2040	117.06	116.47	114.54	118.51	131.04	122.96	118.74	119.86	120.11	115.58	116.89	116.37
2041	119.65	119.05	117.07	121.13	133.94	125.68	121.37	122.51	122.76	118.14	119.48	118.95

**SCHEDULE 201 (Continued)**

PRICING OPTIONS FOR STANDARD PPA (Continued)  
Renewable Fixed Price Option (Continued)

TABLE 6b												
Renewable Avoided Costs												
Renewable Fixed Price Option for Solar QF												
Off-Peak Forecast (\$/MWH)												
Year	Jan	Feb	Mar	Apr	May	Jun	Jul	Aug	Sep	Oct	Nov	Dec
2016	25.76	20.86	14.11	11.56	6.46	10.26	15.86	21.11	21.11	21.36	23.61	26.86
2017	25.86	24.36	22.36	15.86	13.86	12.86	19.86	25.36	25.61	24.86	25.86	28.11
2018	26.32	28.27	25.71	19.61	14.83	12.69	19.86	27.19	27.08	25.50	28.35	30.77
2019	30.00	28.25	25.91	18.31	15.97	14.80	22.99	29.42	29.71	28.83	30.00	32.63
2020	62.76	63.02	64.56	63.31	59.92	60.16	60.45	61.61	62.52	63.74	63.55	63.99
2021	64.93	64.15	65.85	64.48	61.58	61.62	62.27	62.62	63.78	65.82	63.38	65.09
2022	65.85	65.52	67.77	65.49	62.45	62.82	64.33	63.35	65.00	67.04	64.42	66.29
2023	66.70	66.75	69.10	67.28	62.84	64.01	65.40	64.85	66.14	68.41	65.38	67.63
2024	67.25	67.31	70.47	67.09	63.18	65.92	64.75	65.12	66.62	68.68	67.42	68.05
2025	68.62	68.60	71.94	68.08	63.17	66.28	66.12	67.12	67.23	70.19	69.68	69.06
2026	68.95	69.85	72.28	68.56	63.85	67.22	67.05	67.75	67.05	71.12	69.85	69.89
2027	71.31	71.29	73.13	70.34	63.69	68.45	68.79	68.16	68.57	73.22	70.67	71.18
2028	72.28	72.90	75.41	72.10	63.09	69.98	70.15	68.82	70.20	73.79	71.48	73.41
2029	72.78	73.60	76.79	73.50	58.25	70.29	71.37	70.00	71.53	74.58	73.61	74.68
2030	73.91	74.82	78.36	73.64	58.00	70.89	72.02	72.19	72.00	75.99	75.36	76.23
2031	75.51	76.70	79.40	74.00	59.17	70.67	73.55	73.71	72.16	77.24	77.07	76.31
2032	76.76	77.97	80.71	75.23	60.15	71.83	74.76	74.93	73.35	78.52	78.34	77.57
2033	78.46	79.69	82.50	76.89	61.48	73.42	76.42	76.58	74.97	80.25	80.07	79.29
2034	79.97	81.23	84.09	78.37	62.66	74.84	77.89	78.06	76.42	81.80	81.62	80.82
2035	81.52	82.80	85.71	79.88	63.87	76.28	79.39	79.57	77.89	83.38	83.19	82.38
2036	82.86	84.17	87.13	81.20	64.93	77.54	80.70	80.88	79.18	84.76	84.57	83.74
2037	84.69	86.03	89.05	83.00	66.36	79.25	82.49	82.67	80.93	86.63	86.44	85.59
2038	86.33	87.69	90.77	84.60	67.64	80.78	84.08	84.26	82.49	88.30	88.11	87.24
2039	87.99	89.38	92.52	86.23	68.95	82.34	85.70	85.89	84.08	90.01	89.81	88.92
2040	89.45	90.85	94.05	87.66	70.09	83.70	87.12	87.31	85.47	91.49	91.29	90.39
2041	91.42	92.86	96.13	89.59	71.63	85.55	89.04	89.24	87.36	93.51	93.31	92.39

## SCHEDULE 201 (Continued)

## WIND INTEGRATION

TABLE 7	
Wind Integration	
Year	Cost
2015	3.77
2016	3.84
2017	3.91
2018	3.99
2019	4.07
2020	4.15
2021	4.23
2022	4.31
2023	4.39
2024	4.47
2025	4.56
2026	4.65
2027	4.74
2028	4.83
2029	4.92
2030	5.02
2031	5.12
2032	5.21
2033	5.31
2034	5.42
2035	5.52
2036	5.63
2037	5.74
2038	5.85
2039	5.96
2040	6.08

**SCHEDULE 201 (Continued)****MONTHLY SERVICE CHARGE**

Each separately metered QF not associated with a retail Customer account will be charged \$10.00 per month.

**INSURANCE REQUIREMENTS**

The following insurance requirements are applicable to Sellers with a Standard PPA:

- 1) QFs with nameplate capacity ratings greater than 200 kW are required to secure and maintain a prudent amount of general liability insurance. The Seller must certify to the Company that it is maintaining general liability insurance coverage for each QF at prudent amounts. A prudent amount will be deemed to mean liability insurance coverage for both bodily injury and property damage liability in the amount of not less than \$1,000,000 each occurrence combined single limit, which limits may be required to be increased or decreased by the Company as the Company determines in its reasonable judgment, that economic conditions or claims experience may warrant.
- 2) Such insurance will include an endorsement naming the Company as an additional insured insofar as liability arising out of operations under this schedule and a provision that such liability policies will not be canceled or their limits reduced without 30 days' written notice to the Company. The Seller will furnish the Company with certificates of insurance together with the endorsements required herein. The Company will have the right to inspect the original policies of such insurance.
- 3) QFs with a design capacity of 200 kW or less are encouraged to pursue liability insurance on their own. The Oregon Public Utility Commission in Order No. 05-584 determined that it is inappropriate to require QFs that have a design capacity of 200 kW or less to obtain general liability insurance.

**TRANSMISSION AGREEMENTS**

If the QF is located outside the Company's service territory, the Seller is responsible for the transmission of power at its cost to the Company's service territory.

**INTERCONNECTION REQUIREMENTS**

Except as otherwise provided in a generation Interconnection Agreement between the Company and Seller, if the QF is located within the Company's service territory, switching equipment capable of isolating the QF from the Company's system will be accessible to the Company at all times. At the Company's option, the Company may operate the switching equipment described above if, in the sole opinion of the Company, continued operation of the QF in connection with the utility's system may create or contribute to a system emergency.

**SCHEDULE 201 (Continued)****INTERCONNECTION REQUIREMENTS (Continued)**

The QF owner interconnecting with the Company's distribution system must comply with all requirements for interconnection as established pursuant to Commission rule, in the Company's Rules and Regulations (Rule C) or the Company's Interconnection Procedures contained in its FERC Open Access Transmission Tariff (OATT), as applicable. The Seller will bear full responsibility for the installation and safe operation of the interconnection facilities.

**DEFINITION OF A SMALL COGENERATION FACILITY OR SMALL POWER PRODUCTION FACILITY ELIGIBLE TO RECEIVE PRICING UNDER THE STANDARD PPA**

A QF will be eligible to receive pricing under the Standard PPA if the nameplate capacity of the QF, together with any other electric generating facility using the same motive force, owned or controlled by the Same Person(s) or Affiliated Person(s), and located at the Same Site, does not exceed 10 MW. A Community-Based or Family-Owned QF is exempt from these restrictions.

**Definition of Community-Based**

- a. A community project (or a community sponsored project) must have a recognized and established organization located within the county of the project or within 50 miles of the project that has a genuine role in helping the project be developed and must have some not insignificant continuing role with or interest in the project after it is completed and placed in service.
- b. After excluding the passive investor whose ownership interests are primarily related to green tag values and tax benefits as the primary ownership benefit, the equity (ownership) interests in a community sponsored project must be owned in substantial percentage (80 percent or more) by the following persons (individuals and entities): (i) the sponsoring organization, or its controlled affiliates; (ii) members of the sponsoring organization (if it is a membership organization) or owners of the sponsorship organization (if it is privately owned); (iii) persons who live in the county in which the project is located or who live a county adjoining the county in which the project is located; or (iv) units of local government, charities, or other established nonprofit organizations active either in the county in which the project is located or active in a county adjoining the county in which the project is located.

**Definition of Family-Owned**

After excluding the ownership interest of the passive investor whose ownership interests are primarily related to green tag values and tax benefits as the primary ownership benefit, five or fewer individuals own 50 percent or more of the equity of the project entity, or fifteen or fewer individuals own 90 percent or more of the project entity. A "look through" rule applies to closely held entities that hold the project entity, so that equity held by LLCs, trusts, estates, corporations, partnerships or other similar entities is considered held by the equity owners of the look through entity. An individual is a natural person. In counting to five or fifteen, spouses or children of an equity owner of the project owner who also have an equity interest are aggregated and counted as a single individual.

**SCHEDULE 201 (Continued)****DEFINITION OF A SMALL COGENERATION FACILITY OR SMALL POWER PRODUCTION FACILITY ELIGIBLE TO RECEIVE PRICING UNDER THE STANDARD PPA (Continued)****Definition of Person(s) or Affiliated Person(s)**

As used above, the term "Same Person(s)" or "Affiliated Person(s)" means a natural person or persons or any legal entity or entities sharing common ownership, management or acting jointly or in concert with or exercising influence over the policies or actions of another person or entity. However, two facilities will not be held to be owned or controlled by the Same Person(s) or Affiliated Person(s) solely because they are developed by a single entity.

Furthermore, two facilities will not be held to be owned or controlled by the Same Person(s) or Affiliated Person(s) if such common person or persons is a "passive investor" whose ownership interest in the QF is primarily related to utilizing production tax credits, green tag values and MACRS depreciation as the primary ownership benefit and the facilities at issue are independent family-owned or community-based projects. A unit of Oregon local government may also be a "passive investor" in a community-based project if the local governmental unit demonstrates that it will not have an equity ownership interest in or exercise any control over the management of the QF and that its only interest is a share of the cash flow from the QF, which share will not exceed 20%. The 20% cash flow share limit may only be exceeded for good cause shown and only with the prior approval of the Commission.

**Definition of Same Site**

For purposes of the foregoing, generating facilities are considered to be located at the same site as the QF for which qualification for pricing under the Standard PPA is sought if they are located within a five-mile radius of any generating facilities or equipment providing fuel or motive force associated with the QF for which qualification for pricing under the Standard PPA is sought.

**Definition of Shared Interconnection and Infrastructure**

QFs otherwise meeting the above-described separate ownership test and thereby qualified for entitlement to pricing under the Standard PPA will not be disqualified by utilizing an interconnection or other infrastructure not providing motive force or fuel that is shared with other QFs qualifying for pricing under the Standard PPA so long as the use of the shared interconnection complies with the interconnecting utility's safety and reliability standards, interconnection agreement requirements and Prudent Electrical Practices as that term is defined in the interconnecting utility's approved Standard PPA.

**OTHER DEFINITIONS****Mid-C Index Price**

As used in this schedule, the daily Mid-C Index Price shall be the Day Ahead Intercontinental Exchange ("ICE") for the bilateral OTC market for energy at the Mid-C Physical for Average

**SCHEDULE 201 (Continued)**

## OTHER DEFINITIONS (Continued)

On-Peak Power and Average Off-Peak Power found on the following website: <https://www.theice.com/products/OTC/Physical-Energy/Electricity>. In the event ICE no longer publishes this index, PGE and the Seller agree to select an alternative successor index representative of the Mid-C trading hub.

**Definition of RPS Attributes**

As used in this schedule, RPS Attributes means all attributes related to the Net Output generated by the Facility that are required in order to provide PGE with "qualifying electricity," as that term is defined in Oregon's Renewable Portfolio Standard Act, Ore. Rev. Stat. 469A.010, in effect at the time of execution of this Agreement. RPS Attributes do not include Environmental Attributes that are greenhouse gas offsets from methane capture not associated with the generation of electricity and not needed to ensure that there are zero net emissions associated with the generation of electricity.

**Definition of Environmental Attributes**

As used in this schedule, Environmental Attributes shall mean any and all claims, credits, benefits, emissions reductions, offsets, and allowances, howsoever entitled, resulting from the avoidance of the emission of any gas, chemical, or other substance to the air, soil or water. Environmental Attributes include but are not limited to: (1) any avoided emissions of pollutants to the air, soil, or water such as (subject to the foregoing) sulfur oxides (SO<sub>x</sub>), nitrogen oxides (NO<sub>x</sub>), carbon monoxide (CO), and other pollutants; and (2) any avoided emissions of carbon dioxide (CO<sub>2</sub>), methane (CH<sub>4</sub>), and other greenhouse gases (GHGs) that have been determined by the United Nations Intergovernmental Panel on Climate Change to contribute to the actual or potential threat of altering the Earth's climate by trapping heat in the atmosphere.

**Definition of Resource Sufficiency Period**

This is the period from the current year through 2020.

**Definition of Resource Deficiency Period**

This is the period from 2021 through 2034.

**Definition of Renewable Resource Sufficiency Period**

This is the period from the current year through 2019.

**Definition of Renewable Resource Deficiency Period**

This is the period from 2020 through 2034.

**SCHEDULE 201 (Concluded)**

**DISPUTE RESOLUTION**

Upon request, the QF will provide the purchasing utility with documentation verifying the ownership, management and financial structure of the QF in reasonably sufficient detail to allow the utility to make an initial determination of whether or not the QF meets the above-described criteria for entitlement to pricing under the Standard PPA.

The QF may present disputes to the Commission for resolution using the following process:

The QF may file a complaint asking the Commission to adjudicate disputes regarding the formation of the standard contract. The QF may not file such a complaint during any 15-day period in which the utility has the obligation to respond, but must wait until the 15-day period has passed.

The utility may respond to the complaint within ten days of service.

The Commission will limit its review to the issues identified in the complaint and response, and utilize a process similar to the arbitration process adopted to facilitate the execution of interconnection agreements among telecommunications carriers. See OAR 860, Division 016. The administrative law judge will not act as an arbitrator.

**SPECIAL CONDITIONS**

1. Delivery of energy by Seller will be at a voltage, phase, frequency, and power factor as specified by the Company.
2. If the Seller also receives retail Electricity Service from the Company at the same location, any payments under this schedule will be credited to the Seller's retail Electricity Service bill. At the option of the Customer, any net credit over \$10.00 will be paid by check to the Customer.
3. Unless required by state or federal law, if the 1978 Public Utility Regulatory Policies Act (PURPA) is repealed, PPAs entered into pursuant to this schedule will not terminate prior to the Standard or Negotiated PPA's termination date.

**TERM OF AGREEMENT**

Not less than one year and not to exceed 20 years.