

**BEFORE THE PUBLIC UTILITY COMMISSION
OF OREGON**

UM 1881

Served electronically at Salem, Oregon, 8/8/17, to:

Respondent's Attorney

V. Denise Saunders
Portland General Electric Company
121 SW Salmon Street
Portland, Oregon 97204
denise.saunders@pgn.com

Complainant's Attorneys & Representative

Irion A. Sanger
Sidney Villanueva
Sanger Law, PC
1117 SE 53rd Avenue
Portland, Oregon 97215
irion@sanger-law.com
sidney@sanger-law.com

Chris Norqual
Leatherback Solar, LLC
3250 Ocean Park Blvd., Suite 355
Santa Monica, CA 90405

Re: UM 1881, Complainant LEATHERBACK SOLAR, LLC
vs. PORTLAND GENERAL ELECTRIC COMPANY, Respondent

Leatherback Solar, LLC has filed a complaint against Portland General Electric. A copy of the complaint is attached and served on Respondent, under ORS 756.512(1). The Commission has assigned Docket No. UM 1881 to this complaint. Please use this number whenever you refer to this case.

The Public Utility Commission must receive an Answer from the Respondent or their attorney by August 28, 2017, under OAR 860-001-0400(4)(a). A copy must be served on the complainant.

After the filing of the answer, the matter will be set for hearing and you will be notified of the time and place.

PUBLIC UTILITY COMMISSION OF OREGON

/s/Cheryl Walker
Cheryl Walker
Administrative Specialist 2
Administrative Hearings Division
(503) 378-2849

c: Barbara Parr, barbara.parr@pgn.com

Attachments: Complaint; Notice of Contested Case Rights and Procedures

NOTICE OF CONTESTED CASE RIGHTS AND PROCEDURES

Oregon law requires state agencies to provide parties written notice of contested case rights and procedures. Under ORS 183.413, you are entitled to be informed of the following:

Hearing: The time and place of any hearing held in these proceedings will be noticed separately. The Commission will hold the hearing under its general authority set forth in ORS 756.040 and use procedures set forth in ORS 756.518 through 756.610 and OAR Chapter 860, Division 001. Copies of these statutes and rules may be accessed via the Commission's website at www.puc.state.or.us. The Commission will hear issues as identified by the parties.

Right to Attorney: As a party to these proceedings, you may be represented by counsel. Should you desire counsel but cannot afford one, legal aid may be able to assist you; parties are ordinarily represented by counsel. The Commission Staff, if participating as a party in the case, will be represented by the Department of Justice. Generally, once a hearing has begun, you will not be allowed to postpone the hearing to obtain counsel.

Administrative Law Judge: The Commission has delegated the authority to preside over hearings to Administrative Law Judges (ALJs). The scope of an ALJ's authority is defined in OAR 860-001-0090. The ALJs make evidentiary and other procedural rulings, analyze the contested issues, and present legal and policy recommendations to the Commission.

Hearing Rights: You have the right to respond to all issues identified and present evidence and witnesses on those issues. *See* OAR 860-001-0450 through OAR 860-001-0490. You may obtain discovery from other parties through depositions, subpoenas, and data requests. *See* ORS 756.538 and 756.543; OAR 860-001-0500 through 860-001-0540.

Evidence: Evidence is generally admissible if it is of a type relied upon by reasonable persons in the conduct of their serious affairs. *See* OAR 860-001-0450. Objections to the admissibility of evidence must be made at the time the evidence is offered. Objections are generally made on grounds that the evidence is unreliable, irrelevant, repetitious, or because its probative value is outweighed by the danger of unfair prejudice, confusion of the issues, or undue delay. The order of presenting evidence is determined by the ALJ. The burden of presenting evidence to support an allegation rests with the person raising the allegation. Generally, once a hearing is completed, the ALJ will not allow the introduction of additional evidence without good cause.

Record: The hearing will be recorded, either by a court reporter or by audio digital recording, to preserve the testimony and other evidence presented. Parties may contact the court reporter about ordering a transcript or request, if available, a copy of the audio recording from the Commission for a fee set forth in OAR 860-001-0060. The hearing record will be made part of the evidentiary record that serves as the basis for the Commission's decision and, if necessary, the record on any judicial appeal.

Final Order and Appeal: After the hearing, the ALJ will prepare a draft order resolving all issues and present it to the Commission. The draft order is not open to party comment. The Commission will make the final decision in the case and may adopt, modify, or reject the ALJ's recommendation. If you disagree with the Commission's decision, you may request reconsideration of the final order within 60 days from the date of service of the order. *See* ORS 756.561 and OAR 860-001-0720. You may also file a petition for review with the Court of Appeals within 60 days from the date of service of the order. *See* ORS 756.610.

Irion A. Sanger
 OSB No. 003750
 Sanger Law, PC
 1117 SE 53rd Ave.
 Portland, Oregon 97215
 503-756-7533 (tel.)
 503-334-2235 (fax)
 irion@sanger-law.com

**BEFORE THE PUBLIC UTILITY COMMISSION
 OF OREGON**

Leatherback Solar, LLC,)	
Complainant,)	DOCKET NO. ____
)	
v.)	COMPLAINT
)	
Portland General Electric Company,)	
Defendant.)	
)	
_____)	

1

I. INTRODUCTION

2

This is a complaint (“Complaint”) filed by Leatherback Solar LLC (“Leatherback Solar” or “Complainant”) with the Oregon Public Utility Commission (the “Commission” or “OPUC”) under Oregon Revised Statute (“ORS”) 756.500 and Oregon Administrative Rule (“OAR”) 860-001-0170. Portland General Electric Company (“PGE” or the “Company”) has not agreed to purchase the net output from Leatherback Solar’s qualifying facility (“QF”) as a mandatory purchase under the Public Utility Regulatory Policies Act of 1978 (“PURPA”). PGE has failed to comply with its own rate Schedule 201, the Commission’s rules and policies, the Federal Energy Regulatory Commission’s (“FERC’s”) rules and policies, and the Oregon and federal PURPA statutes. PGE has

10

1 refused to finalize or execute a power purchase agreement (“PPA”) with Leatherback
2 Solar.

3 Leatherback Solar has formed a legally enforceable obligation because it has been
4 ready, willing, and able to sign a PPA with PGE since at least March 22, 2017, and has
5 repeatedly and unequivocally committed itself to sell the net output to PGE at the
6 Schedule 201 avoided cost rates and standard PPA terms and conditions in effect prior to
7 June 1, 2017 (the “Pre-June 1 Rates and Terms”). PGE should be required to execute a
8 PPA with Leatherback Solar at the Pre-June 1 Rates and Terms because the establishment
9 of a legally enforceable obligation turns on Leatherback Solar’s commitment rather than
10 PGE’s actions.

11 The concept of a legally enforceable obligation under PURPA exists precisely to
12 prevent what PGE has sought to achieve here: preventing Leatherback Solar from
13 obtaining a PPA on favorable terms. PGE’s actions seeking to prevent Leatherback Solar
14 from entering into a PPA at the the Pre-June 1 Rates and Terms include, but are not
15 limited to: 1) delaying the PPA negotiation process; 2) seeking interim and/or expedited
16 relief to prevent Leatherback Solar from being able to execute a PPA and to lower rates;
17 and 3) failing to inform Leatherback Solar about its filings seeking to change its Standard
18 PPA rules and rates. These actions by PGE violated PURPA, the Commission’s and
19 FERC’s rules and policies, and PGE’s own Schedule 201.

20 Among other things, PGE failed to meet its own Schedule 201 timeline by
21 providing a late draft PPA on May 23; refused Leatherback Solar’s requests to meet in
22 person on March 29 and May 26; ignored Leatherback Solar’s requests for expedited
23 processing on March 30 and April 27; requested Leatherback Solar resubmit its

1 application on March 22 and reformat it on April 13; ignored Leatherback Solar's
2 requests for an executable PPA on May 23 and May 31; waited until May 31 to inform
3 Leatherback Solar about its June 1 rate change; and completely ignored the partially
4 executed PPA Leatherback Solar submitted on May 31.

5 The Commission cannot revise its own rules or policies to lower the size
6 threshold, impose an ownership cap, adopt an early avoided cost rate reduction, or make
7 other changes in a manner that effectively prevents Leatherback Solar from committing
8 itself to sell the net output of its project or otherwise creating a legally enforceable
9 obligation under the then-current avoided cost rate. Leatherback Solar relied upon the
10 Commission's settled and uniform institutional climate for QFs, and expects the
11 Commission to uphold its policies regarding eligibility for standard avoided cost rates
12 and contracts, including that Leatherback Solar is able to enter contracts or create legally
13 enforceable obligations based on the policies and rules in effect at the time that the QF
14 makes its request for a PPA.

15 Given PGE's refusal to execute a PPA and attempt to change Commission
16 policies and rates to prevent Leatherback Solar from executing a PPA at the Pre-June 1
17 Rates and Terms, Leatherback Solar respectfully requests the Commission confirm: 1)
18 that Leatherback Solar established a legally enforceable obligation with PGE based on
19 Leatherback Solar's commitment to sell its net output under a partially executed PPA,
20 which is the same as the Commission's approved contract, rates and both draft PPAs
21 provided by PGE; and 2) require PGE to enter into a PPA with Leatherback Solar with
22 the terms, and conditions under the current Schedule 201 and the standard renewable rate
23 in effect when Leatherback Solar executed PGE's draft PPA on May 31, 2017.

1 **II. SERVICE**

2 Copies of all pleadings and correspondence should be served on Leatherback

3 Solar’s counsel and representatives at the addresses below:

4	Irion Sanger	Sidney Villanueva
5	Sanger Law, PC	Sanger Law, PC
6	1117 SE 53rd Ave.	1117 SE 53rd Ave.
7	Portland, Oregon 97215	Portland, Oregon 97215
8	irion@sanger-law.com	sidney@sanger-law.com

9

10 Chris Norqual
11 Leatherback Solar, LLC
12 3250 Ocean Park Blvd., Suite 355
13 Santa Monica, CA 90405
14 norqual@ccrenew.com
15

16 In support of this Complaint, Leatherback Solar alleges as follows:

17 **III. IDENTITY OF THE PARTIES**

18 1. PGE is an investor-owned public utility regulated by the Commission
19 under ORS Chapter 757. PGE is headquartered at 121 Southwest Salmon Street,
20 Portland, Oregon 97204.

21 2. Leatherback Solar, a limited liability company organized under the laws of
22 Oregon, is the owner of the QF and will be the seller of the net output of the QF project.
23 Leatherback Solar’s address is 3250 Ocean Park Blvd., Suite 355, c/o Chris Norqual,
24 3250 Ocean Park Blvd., Suite 355, Santa Monica, CA 90405.

25 **IV. APPLICABLE STATUTES AND RULES**

26 3. The Oregon statutes expected to be involved in this case include:
27 ORS 756.040-756.068, 756.500-756.558, 756.990, and 758.505-758.575. The Oregon
28 rules expected to be involved in this case include: OAR 860-001, and 860-029.

1 4. The federal statute expected to be involved in this case is PURPA, 16
2 United States Code (“USC”) 824a-3. The federal rules expected to be involved in this
3 case include: 18 Code of Federal Regulations (“CFR”) 292.101-292.602. FERC’s
4 regulations regarding its pro forma Open Access Transmission Tariffs (“OATT”) may
5 also be involved.

6 **V. JURISDICTION**

7 5. FERC has adopted regulations and policies governing utility purchases
8 from QFs under PURPA. 18 CFR 292.101-292.602. State regulatory agencies are
9 required to implement FERC’s regulations. See 16 USC 824a-3(f); FERC v. Mississippi,
10 456 U.S. 742, 751, 102 S. Ct. 2126 (1982). FERC’s rules provide each QF with the right
11 to unilaterally create a legally enforceable obligation to sell its energy and capacity at
12 projected avoided cost rates in effect on the date that the QF obligates itself to sell energy
13 and capacity. 18 CFR 292.304(d)(2)(ii); FLS Energy Inc., 157 FERC ¶ 61,211 at PP 23-
14 25 (2016).

15 6. Oregon law also includes a requirement that a QF has the right to legally
16 obligate itself to sell its net output at a time prior to the delivery of its net output.
17 Specifically, ORS 758.525(2)(b) provides: “At the option of the qualifying facility,
18 exercised before beginning delivery of the energy or energy and capacity, such prices
19 may be based on . . . [t]he projected avoided costs calculated at the time the legal
20 obligation to purchase the energy or energy and capacity is incurred.” Thus, the
21 “obligation to purchase power is imposed by law on a utility; it is not voluntarily
22 assumed.” Snow Mountain Pine Co. v. Maudlin, 734 P.2d 1366, 84 Or. App. 590, 598
23 (1987).

1 7. The Commission is the Oregon state agency that implements the state and
2 federal PURPA statutes. ORS 758.505(3); OAR 860-029-0001; Snow Mountain, 84 Or.
3 App. at 593. Public utilities are defined in ORS 758.505(7), and include PGE. Oregon
4 law provides that the “terms and conditions for the purchase of energy or energy and
5 capacity from a qualifying facility shall . . . [b]e established by rule by the commission if
6 the purchase is by a public utility.” ORS 758.535(2)(a). The Commission has the power
7 and jurisdiction to hear complaints by QFs against public utilities, including PGE. ORS
8 756.040, 756.500-756.558, and 758.505-758.555; OAR 860-001-0010(3), and 860-029-
9 0030.

10 **VI. FACTUAL BACKGROUND**

11 8. The Leatherback Solar project will be a 2.2 megawatt (“MW”) nameplate
12 solar generation facility located in Marion County, Oregon.

13 9. On March 22, 2017, Leatherback Solar provided information and
14 materials required for a Standard PPA with PGE.

15 10. On March 22, 2017, PGE directed Leatherback Solar to re-submit its PPA
16 application to another contact at PGE; although Leatherback Solar submitted its
17 application twice, it never received a standard email response noting that the application
18 was received by PGE or confirming when PGE would either provide a PPA or request
19 additional information by.

20 11. Leatherback Solar was aware that PGE would make its annual cost rate
21 update filing on May 1, 2017, and expected PGE’s avoided cost rate might change in the
22 end of June 2017.

1 12. Leatherback Solar was aware that PGE’s integrated resource plan was
2 scheduled for acknowledgment in June 2017, and expected PGE’s avoided cost rates
3 could also be changed about two months later, in August 2017.

4 13. Leatherback Solar is now aware that PGE’s integrated resource plan is
5 currently scheduled for acknowledgment at the end of August 2017, and expects PGE’s
6 avoided cost rates to be revisited again about two months later, or the end of October
7 2017.

8 14. Over the course of the next several weeks, Leatherback Solar and PGE
9 exchanged information and communicated regarding issues related to the sale of
10 Leatherback Solar’s net output to PGE, including but not limited to contract terms,
11 required information, and project details.

12 15. On March 29, 2017, Leatherback Solar requested a meeting with PGE to
13 discuss its application.

14 16. On March 30, 2017, PGE refused Leatherback Solar’s request to schedule
15 a meeting.

16 17. On March 30, 2017, Leatherback Solar indicated to PGE its desire to
17 contract quickly, and asked that PGE please let Leatherback Solar know if PGE needed
18 anything else to process the PPA request.

19 18. On April 13, 2017, Leatherback Solar requested an update from PGE on
20 its PPA request, noting that it believed PGE was required to provide Leatherback Solar
21 with either a draft Standard PPA or clarifying questions by April 13, 2017.

22 19. Later that same day, on April 13, 2017, PGE sent Leatherback Solar a
23 letter confirming receipt of Leatherback Solar’s PPA request and stating that Leatherback

1 Solar's application was missing certain specific information, and requested certain
2 additional information be filled in rather than including references to certain attached
3 documents.

4 20. PGE's April 13 letter indicated that Leatherback Solar's application was
5 received by PGE on March 23, 2017 rather than March 22, 2017 when Leatherback Solar
6 submitted the request. April 13, 2017 is sixteen business days from March 22, 2017.

7 21. On our about April 18, 2017, Leatherback Solar met with PGE to
8 understand certain changes PGE requested Leatherback Solar make to the format of its
9 application.

10 22. On April 27, 2017, Leatherback Solar re-submitted its application with the
11 changes requested by PGE, reaffirmed Leatherback Solar's intention to sell its net output
12 to PGE, and requested PGE confirm the application was complete and provide a draft
13 PPA that same week.

14 23. On April 27, 2017, PGE acknowledged receipt of the additional
15 information, and stated that PGE would provide a draft Standard PPA or request any
16 additional or clarifying information that PGE may require by May 17, 2017.

17 24. On May 1, 2017, PGE filed its May 1 Update, which requested an
18 effective date of May 17, 2017 for its updated avoided cost rates rather than the end of
19 June as Leatherback Solar expected. PGE's May 1 Update proposed to lower PGE's
20 avoided cost rate significantly.

21 25. PGE never informed Leatherback Solar that it was planning to seek
22 approval of its May 1 Update at the May 16, 2017 Public Meeting rather than the last
23 Public Meeting scheduled in June as it had done in past years.

1 26. Similarly, PGE never informed Leatherback Solar that it was planning to
2 request an effective date of May 17, 2017 for its May 1 Update.

3 27. Leatherback Solar would have proceeded through its PPA negotiations
4 more quickly, and may not have requested any changes to PGE’s draft PPA, if it had been
5 aware that PGE intended to request a May 17, 2017 effective date for its May 1 Update.
6 Leatherback Solar was denied the opportunity to make decisions on the basis of complete
7 information, because PGE did not share its plans with the QFs it was negotiating with.

8 28. Commission Staff considered addressing PGE’s May 1 Update at the May
9 30, 2017 Public Meeting, but ultimately moved that consideration to a Special Public
10 Meeting on May 18, 2017 per PGE’s request. Re Portland General Electric Company
11 Updates Qualifying Facilities Avoided Cost Payments, Schedule 201, UM 1728, Special
12 Public Meeting at 2:18 (May 18, 2017).

13 29. On or about May 1, 2017, PGE also decided to file a request for new solar
14 QF limits, which is currently being reviewed under docket number UM 1845 (“Request
15 for New Solar QF Limits”). PGE’s Request for New Solar Limits would, among other
16 things, declare that a solar QF project with a capacity above 100 kilowatts (“kW”) is not
17 eligible for a standard contract or standard prices from PGE if any owner of the solar QF
18 project has requested or obtained standard prices from PGE for more than 10 MW of
19 solar QF capacity; or in the alternative, lower to 2 MW the eligibility cap for a solar QF
20 project to obtain prices from PGE.

21 30. PGE’s Request for New Solar Limits, if granted, could affect Leatherback
22 Solar’s eligibility for standard avoided cost prices, if Leatherback Solar were not able to

1 establish a legally enforceable obligation under PGE's Standard PPA terms and rates in
2 effect on May 31, 2017.

3 31. PGE chose not to inform Leatherback Solar that it was planning to file the
4 Request for New Solar QF Limits, or that PGE was planning to seek interim relief.

5 32. Leatherback Solar would have proceeded through its PPA negotiations
6 more quickly, and may not have requested any changes to PGE's draft PPA, if it had been
7 aware that PGE intended to file the Request for New Solar QF Limits. Leatherback Solar
8 was denied the opportunity to make decisions on the basis of complete information,,
9 because PGE did not share its plans with the QFs it was negotiating with.

10 33. On May 17, 2017, PGE failed to either provide Leatherback Solar a draft
11 PPA or request additional or clarifying information, as PGE promised in its April 27
12 email.

13 34. On May 18, 2017, the Commission held a Special Public Meeting to
14 consider PGE's May 1 Update, and allowed PGE's new, and substantially lower, avoided
15 cost rates to go into effect on June 1, 2017. Re Portland General Electric Company
16 Application to Update Schedule 201 Qualifying Facility Information, Docket No. UM
17 1728, Order No. 17-177 (May 19, 2017).

18 35. After the May 18, 2017 Special Public Meeting, PGE chose not to inform
19 Leatherback Solar that its updated Schedule 201 had been adopted, or that its avoided
20 cost rates were going to drop substantially on June 1, 2017.

21 36. On May 23, 2017, PGE provided Leatherback Solar with a draft PPA.

1 37. PGE's May 23 letter did not acknowledge that it was six days late
2 delivering Leatherback Solar's draft PPA or that Leatherback Solar had requested
3 expedited processing on April 27.

4 38. PGE has not made any accommodations with respect to PGE's
5 unreasonable lack of timelines in its negotiations with Leatherback Solar.

6 39. PGE's May 23 letter also stated that if Leatherback Solar proposed
7 substantive changes, PGE would treat the proposal as a request for a new draft Standard
8 PPA rather than a final draft Standard PPA.

9 40. On May 23, 2017, Leatherback Solar requested execution copies of the
10 draft PPA with four changes, including: 1) removing point 7 from Exhibit C; 2) revising
11 Section 4.5 to match Leatherback Solar's July 28, 2015 contract; 3) revising Section 49.2
12 to match Leatherback Solar's July 28, 2015 contract; and 4) deleting Section 9.1.6 and
13 9.3 to match Leatherback Solar's July 28, 2015 contract. Leatherback Solar believed that
14 this request would not constitute substantive changes to PGE's draft PPA.

15 41. Leatherback Solar's May 23 email reiterated its request to receive
16 executable PPAs as soon as possible.

17 42. On May 24, 2017, Leatherback Solar revised its revisions to only two
18 minor edits: 1) removing point 7 from Exhibit C; and 2) updating the expected
19 commercial operation date in Sections 2.2.1 and 2.2.2 to May 1, 2020. Leatherback Solar
20 indicated that its intention for revising the change requests was to avoid any substantive
21 updates and proceed with executable PPAs as soon as possible.

22 43. On May 25, 2017, PGE confirmed receipt of the May 23 and May 24
23 requests from Leatherback Solar, and stated that PGE would provide Leatherback Solar a

1 final draft PPA, a new draft PPA, or request more information by June 15, 2017, pursuant
2 to its regular Schedule 201 timeline.

3 44. On May 26, 2017, Leatherback Solar requested to meet with PGE to
4 discuss the status of its PPA application, and reiterated its request to receive an
5 executable PPA before May 31, 2017.

6 45. On May 30, 2017, Leatherback Solar left a voicemail repeating its request
7 to meet with PGE to discuss the status of its PPA application.

8 46. On May 30, 2017, PGE denied those requests by email, and notified
9 Leatherback solar that PGE intended to proceed under the normal Schedule 201 process,
10 pursuant to PGE's May 25 email.

11 47. On May 30, 2017, Leatherback Solar replied asking if PGE intended to
12 honor the currently available Schedule 201 rates if PGE did not send execution copies
13 until June.

14 48. Leatherback Solar's May 30 reply indicating that it understood the
15 revisions it requested on May 23 and revised on May 26 to be minor, and asked PGE to
16 indicate if those revisions were delaying PGE's provision of an executable PPA.
17 Leatherback Solar requested PGE provide an executable PPA by May 31.

18 49. Leatherback Solar's May 30 reply also requested a meeting with PGE on
19 either May 30 or 31, if PGE anticipated that it would not be willing to provide
20 Leatherback Solar with the current rates under Schedule 201.

21 50. On May 31, 2017, PGE sent Leatherback Solar a form email confirming
22 that PGE did not anticipate executing a contract with Leatherback Solar before June 1,
23 2017, at which point PGE's avoided cost rates would change.

1 51. PGE’s May 31 email stated that Leatherback Solar would be eligible for
2 prices at the time its PPAs were executed, and that Leatherback would not be eligible for
3 PGE’s current prices.

4 52. On May 31, 2017, Leatherback Solar reaffirmed its desire to sell power to
5 PGE under the current Schedule 201 terms, conditions and pricing, and reiterated its
6 understanding that the changes it had requested to the draft PPA on May 26 were not
7 substantive.

8 53. On May 31, 2017, Leatherback Solar executed the draft PPA with the two
9 minor alterations previously requested on May 24. Attachment A to this Complaint is a
10 true and correct copy of this partially executed PPA.

11 54. On June 14, 2017, PGE responded by proving a final draft PPA to
12 Leatherback Solar.

13 55. PGE’s June 14 letter incorrectly stated that PGE sent Leatherback Solar a
14 draft Standard PPA on May 15, 2017, rather than May 23, 2017, when PGE actually sent
15 Leatherback Solar a draft Standard PPA.

16 56. PGE’s June 14 letter also incorrectly stated that Leatherback Solar
17 requested six revisions to PGE’s draft Standard PPA instead of the four revisions actually
18 requested on May 23, 2017.

19 57. PGE’s June 14 letter explained that PGE was willing to accept two of
20 these changes, and appears to confirm that the changes requested by Leatherback Solar
21 on May 23 were not substantive, because PGE responded with a final draft PPA rather
22 than a new draft Standard PPA.

1 58. PGE’s June 14 letter did not address the revised request Leatherback Solar
2 sent on May 24, for only two minor updates, which PGE acknowledged on May 25 and
3 promised to provide a new PPA incorporating by June 15, 2017.

4 59. PGE’s June 14 letter also did not address the partially-executed PPA,
5 which included the two minor changes requested on May 24, and did not include three of
6 the four changes requested on May 23.

7 60. On June 30, 2017, PGE filed its Request for New Solar QF Limits.

8 61. On June 30, 2017, PGE also filed a Motion for Interim Relief, and
9 requested expedited consideration, asking the relief PGE requested as permanent relief
10 also be granted during while the Commission consider PGE’s application. PGE
11 requested the interim relief be effective on June 30, 2017.

12 62. On August 2, 2017, Leatherback Solar sent PGE a demand letter
13 requesting that PGE execute the partially executed final PPA or Leatherback Solar would
14 file a complaint with the Commission.

15 63. The August 2 letter expressed Leatherback Solar’s belief that PGE had a
16 legally enforceable obligation to purchase Leatherback Solar’s full net output at the Pre-
17 June 1, Rates and Terms.

18 64. The August 2 letter informed PGE that Leatherback Solar was willing to
19 execute any of the various draft PPAs exchanged, but only under PGE’s previous avoided
20 cost rates.

21 65. On August 2, 2017, PGE sent a letter informing Leatherback Solar that
22 PGE would appreciate it Leatherback Solar could hold off filing any Complaint with the

1 Commission until PGE's Associate General Counsel returned from vacation the
2 following week.

3 66. PGE's August 2 letter refused to execute the partially executed final PPA.

4 67. PGE's August 2 letter refused to execute any of the other other draft PPAs
5 exchanged, under PGE's previous avoided cost rates.

6 **VII. LEGAL CLAIMS**

7 **Complainant's First Claim for Relief**

8 **Leatherback Solar is entitled to PGE's standard contract at the Pre-June 1 Rates**
9 **and Terms because Leatherback Solar legally obligated itself to sell the net output**
10 **prior to the filing of this Complaint, and before the Schedule 201 rates changed on**
11 **June 1, 2017**

12
13 68. Leatherback Solar re-alleges all the preceding paragraphs.

14 69. PGE has an obligation to purchase a QF's net output that is directly or
15 indirectly made available to PGE. 18 CFR 292.303(a)&(d), 292.304(d); ORS
16 758.525(2)(b), 758.535(2)(a)&3(b); OAR 860-029-0030(1).

17 70. PGE has an obligation to purchase the net output of a QF pursuant to
18 either a contract or a legally enforceable obligation. 18 CFR 292.304(d); Order No. 69,
19 FERC Stats. & Regs. ¶ 30,128, 45 Fed. Reg. 12,214 at 12,219-20, 12,224 (1980). A
20 legally enforceable obligation is broader than a simple contract between an electric utility
21 and a QF, and may exist without a contract. FLS Energy, 157 FERC ¶ 61,211 at PP 24,
22 26; Grouse Creek, LLC, 142 FERC ¶ 61,187 at P 38 (2013).

23 71. The establishment of a legally enforceable obligation turns on the QF's
24 commitment to sell its net output to the electric utility. FLS Energy, 157 FERC ¶ 61,211
25 at P 24; JD Wind 1, LLC, 129 FERC ¶ 61,148, at P 25 (2009). A QF can establish a
26 legally enforceable obligation by committing itself to sell power to an electric utility.

1 FLS Energy, 157 FERC ¶ 61,211 at P 25; Cedar Creek Wind, LLC, 137 FERC ¶ 61,006
2 at PP 36, 39 (2011); Snow Mountain, 734 P.2d at 1371.

3 72. A QF can require a utility to purchase its net output, even if the utility has
4 refused to enter into a contract. Id. at 1370-71; FLS Energy, 157 FERC ¶ 61,211 at P 24;
5 Murphy Flat Power, 141 FERC ¶ 61,145 at P 24 (2012); Grouse Creek, 142 FERC ¶
6 61,187 at P 38. A utility cannot refuse to sign a contract “so that a later and lower
7 avoided cost is applicable.” FLS Energy, 157 FERC ¶ 61,211 at P 25; Cedar Creek
8 Wind, 137 FERC ¶ 61,006 at P 36. Similarly, a QF cannot be required to tender an
9 executed interconnection agreement to form a legally enforceable obligation because that
10 requirement would allow “the utility to control whether and when a legally enforceable
11 obligation exists.” FLS Energy, 157 FERC ¶ 61,211 at PP 23, 26.

12 73. The Commission has confirmed the process for obtaining a PPA: “(1) a
13 QF initiates the process by submitting certain information, the utilities then have 15 days
14 to provide a draft standard contract; (2) the QF may agree to the terms of the draft
15 contract and ask the utility to provide a final executable contract, or suggest changes; (3)
16 the utility provides iterations of the draft standard contract no later than 15 days after
17 each round of comments by the negotiating QF; and (4) when the QF indicates that it
18 agrees to all the terms in the draft contract, the utility has 15 days to forward a final
19 executable contract to the QF.” Re Investigation Into QF Contracting and Pricing,
20 Docket No. UM 1610, Order No. 16-174 at 24 (May 13, 2016). Thus, when the QF
21 informs PGE that it has agreed to all terms and conditions in the draft PPA, PGE is
22 required to provide an executable PPA to the QF.

1 74. The Commission has determined a legally enforceable obligation will be
2 established “once a QF signs the final draft of an executable contract provided by a utility
3 to commit itself to sell power to the utility.” Re Investigation Into QF Contracting and
4 Pricing, Docket No. UM 1610, Order No. 16-174 at 3 (May 13, 2016). However, legally
5 enforceable obligation “may be established earlier if a QF demonstrates delay or
6 obstruction of progress towards a final draft of an executable contract, such as a failure
7 by a utility to provide a QF with required information or documents on a timely basis.”
8 Id. This is exactly what has occurred in this case.

9 75. The Commission has determined that a PPA can be executed and a legally
10 enforceable obligation can be created in less than two months. Re Investigation Into QF
11 Contracting and Pricing, Docket No. UM 1610, Order No. 16-174 at 24, 27-28 (May 13,
12 2016).

13 76. FERC has determined that a legally enforceable obligation can be created
14 in about one month. Rainbow Ranch Wind, LLC, 139 FERC ¶ 61,077 at PP 2-5, 24
15 (2012); Grouse Creek Wind Park, LLC, 142 FERC ¶ 61,187, at PP 37-43 (2013).

16 77. Leatherback Solar has continued to commit, and is still committing, itself
17 to sell the net output of the Leatherback Solar project to PGE at the Pre-June 1 Rates and
18 Terms, as set forth in the partially executed final PPA. These commitments include, but
19 are not limited to Leatherback Solar’s request for an executable PPA on May 23, 2017,
20 Leatherback Solar’s execution of the draft PPA on May 31, 2017, and Leatherback
21 Solar’s demand letter on August 2, 2017.

1 78. Leatherback Solar has continued to commit, and is still committing itself
2 to sell its net output to PGE at the Schedule 201 rates, terms, and conditions in the
3 partially executed final PPA.

4 79. PGE is required to purchase the net output of the Leatherback Solar
5 project at the Pre-June 1 Rates and Terms set forth in the partially executed final PPA,
6 despite PGE’s refusal to execute the partially executed PPA.

7 80. Leatherback Solar’s repeated statements of commitment to PGE,
8 continuing commitment to sell the net output of the Leatherback Solar project, and efforts
9 to obtain PGE’s execution of the partially executed PPA establish a legally enforceable
10 obligation at the Pre-June 1 Rates and Terms, and all the terms and conditions in the
11 partially executed PPA.

12 **Complainant’s Second Claim for Relief**

13 **Leatherback Solar is entitled to PGE’s standard contract at the Pre-June 1 Rates**
14 **and Terms because Leatherback Solar legally obligated itself to sell the net output**
15 **prior to the filing of this Complaint, before the Schedule 201 rates changed on June**
16 **1, 2017, and PGE violated the OPUC’s and FERC’s policies and rules, and Schedule**
17 **201**

18
19 81. Leatherback Solar re-alleges all the preceding paragraphs.

20 82. The Commission has established rules, policies, standard contracts, and
21 rate schedules to facilitate and direct the process by which a QF and an Oregon electric
22 utility enter into a contract. Re Investigation Relating to Electric Utility Purchases from
23 QFs, Docket No. UM 1129, Order No. 05-584 at 6-12, 16 (May 13, 2005). The purpose
24 of the Commission approving standard contracts and schedules for each utility is to pre-
25 establish “rates, terms and conditions that an eligible QF can elect without any
26 negotiation with the purchasing utility” and to “eliminate negotiations” Id. at 12, 16.

1 83. PGE’s failure to abide by the terms of the Commission’s rules and
2 policies, FERC’s rules and policies, and/or Schedule 201 can result in the creation of a
3 legally enforceable obligation. Docket No. UM 1610, Order No. 16-174 at 3; Snow
4 Mountain, 734 P.2d at 1371; International Paper v. PacifiCorp, Docket No. UM 1449,
5 Order No. 09-439 at 6 (Nov. 4, 2009).

6 84. The Commission’s polices include that, “when the QF indicates that it
7 agrees to all the terms in the draft contract, the utility has 15 days to forward a final
8 executable contract to the QF.” Re Investigation Into QF Contracting and Pricing,
9 Docket No. UM 1610, Order No. 16-174 at 24 (May 13, 2016).

10 85. PGE’s Schedule 201 includes timelines and requirements that a utility
11 should follow when entering into a PPA with a QF 10 MWs and under. Pursuant to
12 Schedule 201, “When all information required in the Standard PPA has been received in
13 writing from the Seller, the Company will respond within 15 business days with a draft
14 Standard PPA.”

15 86. Schedule 201 also provides: “When both parties are in full agreement as to
16 all terms and conditions of the draft Standard PPA, the Company will prepare and
17 forward to the Seller a final executable version of the agreement within 15 business
18 days.”

19 87. The Commission’s rules and policies prevent a utility from delaying or
20 obstructing “progress towards a final draft of executable contract”. Re Investigation Into
21 QF Contracting and Pricing, Docket No. UM 1610, Order No. 16-174 at 27-28 (May 13,
22 2016).

1 88. The Commission’s rules and policies were to consider the utilities’ May 1
2 Update at the last Public Meeting in June. See Re Portland General Electric Company
3 Application to Update Schedule 201 Qualifying Facility Information, Docket No. UM
4 1728, REC Comments at 6-7 (May 15, 2017); Re Portland General Electric Company
5 Updates Qualifying Facilities Avoided Cost Payments, Schedule 201, UM 1728, Special
6 Public Meeting at 5:58 (May 18, 2017).

7 89. PGE’s previous May 1 Update filings confirm the Commission’s policy.
8 In 2016, PGE requested an effective date of June 22, 2016, noting “Order No. 14-058
9 directs the annual avoided cost update to be presented at a public meeting and have rates
10 effective within 60 days of the May 1 filing. The last public meeting within 60 days of
11 May 1 is on June 21, 2016; hence the Company requests an effective date of June 22,
12 2016.” Re Portland General Electric Company Application to Update Schedule 201
13 Qualifying Facility Information, Docket No. UM 1728, PGE’s Application at 1 (April 29,
14 2016). In 2015, after debate and clarification about when the May 1 Update should go
15 into effect, PGE ultimately requested an effective date of June 30, 2015. Re Portland
16 General Electric Company Application to Update Schedule 201 Qualifying Facility
17 Information, Docket No. UM 1728, PGE’s Revised Application at 1 (June 29, 2015).

18 90. Based upon the Commission’s rules and policies, and PGE’s pattern of
19 practice adhering to those policies, QFs had a reasonable expectation that the May 1
20 Update would take effect in late June.

21 91. PGE’s request to deviate from the Commission’s policies and their own
22 practice and hasten the effective date of its May 1 Update resulted in the establishment of
23 a legally enforceable obligation because PGE sought to control when a legally

1 enforceable obligation existed and delay progress toward a final executable contract so
2 that a lower avoided cost rate was applicable. By no later than May 23, 2017,
3 Leatherback Solar and PGE had agreed to all material terms and conditions, and
4 Leatherback Solar requested an executable version of the PPA.

5 92. PGE has not provided an executable version on the PPA.

6 93. PGE violated Commission rules and policies, FERC's rules and policies,
7 and Schedule 201 when PGE ignored Leatherback Solar's executed PPA of May 31, and
8 provided a final draft PPA responsive to Leatherback Solar's May 23 request instead.

9 94. By refusing to execute a PPA because of alleged concerns regarding
10 requests that had been superseded by Leatherback Solar's partially executed draft PPA
11 submission, PGE has attempted to control whether and when a legally enforceable
12 obligation exists to sell its net output at the currently effective Schedule 201 rates, by
13 delaying negotiations.

14 95. PGE violated the Commission's rules and policies, FERC's rules and
15 policies, and Schedule 201 when it delayed and obstructed progress toward executing a
16 PPA.

17 96. PGE violated the Commission's rules and policies, FERC's rules and
18 policies, and Schedule 201 when it refused to provide an executable PPA or to execute
19 the draft PPA.

20 97. PGE's violations of the Commission's rules and policies, FERC's rules
21 and policies, and Schedule 201, and Leatherback Solar's execution of the draft PPA,
22 continuing commitment to sell the net output of the Leatherback Solar project, and efforts
23 to obtain PGE's signature resulted in a legally enforceable obligation at the previously

1 effective Schedule 201 rates, and all the terms and conditions in the partially executed
2 PPA.

3 **Complainant's Third Claim for Relief**

4 **Leatherback Solar is entitled to PGE's standard contract at the Pre-June 1 Rates**
5 **and Terms because Leatherback Solar legally obligated itself to sell the net output**
6 **prior to the filing of this Complaint, before the Schedule 201 rates changed on June**
7 **1, 2017, and the Commission cannot changes policies and rules, and Schedule 201 to**
8 **prevent Leatherback Solar from obtaining a legally enforceable obligation**
9

10 1. Leatherback Solar re-alleges all the preceding paragraphs.


11 2. The Commission cannot revise its own rules or policies to lower the size
12 threshold, impose an ownership cap, adopt an early avoided cost rate reduction, or make
13 other changes in a manner that effectively prevents a qualifying facility from committing
14 itself to sell the net output of its project or otherwise creating a legally enforceable
15 obligation.

16 3. The Commission cannot change its policies and practices to hasten the
17 effective date of its May 1 Update to prevent the establishment of a legally enforceable
18 obligation, because the Commission cannot control when a legally enforceable obligation
19 existed and delay progress toward a final executable contract so that a lower avoided cost
20 rate was applicable.

21 4. The Commission's actions allowing PGE to shorten the time available to
22 QFs to conclude their negotiations with PGE before the effective date of its May 1
23 Update resulted in the establishment of a legally enforceable obligation, because it
24 allowed PGE to delay progress toward a final executable contract so that a lower avoided
25 cost rate was applicable.

Dated this 7th day of August, 2017.

Respectfully submitted,


A handwritten signature in cursive script that reads "Irion Sanger".

Irion A. Sanger
Sidney Villanueva
Sanger Law, PC
1117 SE 53rd Avenue
Portland, OR 97215
Telephone: 503-756-7533
Fax: 503-334-2235
irion@sanger-law.com

Of Attorneys for Leatherback Solar

CERTIFICATE OF FILING

I certify that on August 7, 2017, on behalf of Leatherback Solar, I filed the foregoing Complaint with the Oregon Public Utility Commission by electronic communication consistent with OAR 860-001-0170.

A handwritten signature in cursive script that reads "Irion Sanger".

Irion Sanger
Sanger Law, PC
1117 SE 53rd Avenue
Portland, OR 97215
Telephone: 503-756-7533
Fax: 503-334-2235
irion@sanger-law.com

Attachment A

Leatherback Solar

Power Purchase Agreement

STANDARD RENEWABLE IN-SYSTEM VARIABLE POWER PURCHASE

AGREEMENT

THIS AGREEMENT is between **Leatherback Solar, LLC** ("Seller") and Portland General Electric Company ("PGE") (hereinafter each a "Party" or collectively, "Parties") and is effective upon execution by both Parties ("Effective Date").

RECITALS

Seller intends to construct, own, operate and maintain a **Solar PV** facility for the generation of electric power located in **Marion (at 45.138 N and 122.934 W) County, Oregon**, with a Nameplate Capacity Rating of **2200** kilowatt ("kW"), as further described in Exhibit A ("Facility"); and

Seller intends to operate the Facility as a "Qualifying Facility," as such term is defined in Section 3.1.3, below.

Seller shall sell and PGE shall purchase the entire Net Output, as such term is defined in Section 1.21, below, from the Facility in accordance with the terms and conditions of this Agreement.

AGREEMENT

NOW, THEREFORE, the Parties mutually agree as follows:

SECTION 1: DEFINITIONS

When used in this Agreement, the following terms shall have the following meanings:

1.1. "As-built Supplement" means the supplement to Exhibit A provided by Seller in accordance with Section 4.3 following completion of construction of the Facility, describing the Facility as actually built.

1.2. "Base Hours" is defined as the total number of hours in each Contract Year (8,760 or 8,784 for leap year).

1.3. "Billing Period" means a period between PGE's readings of its power purchase billing meter at the Facility in the normal course of PGE's business. Such periods may vary and may not coincide with calendar months; however, PGE shall use best efforts to read the power purchase billing meter in 12 equally spaced periods per year.

1.4. "Cash Escrow" means an agreement by two parties to place money into the custody of a third party for delivery to a grantee only after the fulfillment of the conditions specified.

1.5. "Commercial Operation Date" means the date that the Facility is deemed by PGE to be fully operational and reliable. PGE may, at its discretion, require, among other things, that all of the following events have occurred:

1.5.1. (facilities with nameplate under 500 kW exempt from following requirement) PGE has received a certificate addressed to PGE from a Licensed Professional Engineer (“LPE”) acceptable to PGE in its reasonable judgment stating that the Facility is able to generate electric power reliably in accordance with the terms and conditions of this Agreement (certifications required under this Section 1.5 can be provided by one or more LPEs);

1.5.2. Start-Up Testing of the Facility has been completed in accordance with Section 1.36;

1.5.3. (facilities with nameplate under 500 kW exempt from following requirement) After PGE has received notice of completion of Start-Up Testing, PGE has received a certificate addressed to PGE from an LPE stating that the Facility has operated for testing purposes under this Agreement and was continuously mechanically available for operation for a minimum of 120 hours. The Facility must provide ten (10) working days written notice to PGE prior to the start of the initial testing period. If the mechanical availability of the Facility is interrupted during this initial testing period or any subsequent testing period, the Facility shall promptly start a new Test Period and provide PGE forty-eight (48) hours written notice prior to the start of such testing period;

1.5.4. (facilities with nameplate under 500 kW exempt from following requirement) PGE has received a certificate addressed to PGE from an LPE stating that in accordance with the Generation Interconnection Agreement, all required interconnection facilities have been constructed all required interconnection tests have been completed; and the Facility is physically interconnected with PGE's electric system.

1.5.5. (facilities with nameplate under 500kW exempt from following requirement) PGE has received a certificate addressed to PGE from an LPE stating that Seller has obtained all Required Facility Documents and, if requested by PGE in writing, has provided copies of any or all such requested Required Facility Documents;

1.6. “Contract Price” means the applicable price, including on-peak and off-peak prices, as specified in the Schedule.

1.7. "Contract Year" means each twelve (12) month period commencing upon the Commercial Operation Date or its anniversary during the Term, except the final contract year will be the period from the last anniversary of the Commercial Operation Date during the Term until the end of the Term.

1.8. “Effective Date” has the meaning set forth in Section 2.1.

1.9. “Environmental Attributes” shall mean any and all claims, credits, benefits, emissions reductions, offsets, and allowances, howsoever entitled, resulting from the avoidance of the emission of any gas, chemical or other substance to the air, soil or water. Environmental Attributes include but are not limited to: (1) any avoided emissions of pollutants to the air, soil or water such as (subject to the foregoing) sulfur oxides (SOx), nitrogen oxides (NOx), carbon monoxide (CO), and other pollutants; and (2) any avoided emissions of carbon dioxide (CO₂), methane (CH₄), and other

greenhouse gasses (GHGs) that have been determined by the United Nations Intergovernmental Panel on Climate Change to contribute to the actual or potential threat of altering the Earth's climate by trapping heat in the atmosphere.

1.10. "Facility" has the meaning set forth in the Recitals.

1.11. "Generation Interconnection Agreement" means the generation interconnection agreement to be entered into separately between Seller and PGE, providing for the construction, operation, and maintenance of interconnection facilities required to accommodate deliveries of Seller's Net Output.

1.12. "Generation Unit" means each separate electrical generator that contributes towards Nameplate Capacity Rating included in Exhibit A. For solar facilities, a generating unit is a complete solar electrical generation system within the Facility that is able to generate and deliver energy to the Point of Delivery independent of other Generation Units within the same Facility.

1.13. "Letter of Credit" means an engagement by a bank or other person made at the request of a customer that the issuer will honor drafts or other demands for payment upon compliance with the conditions specified in the letter of credit.

1.14. "Licensed Professional Engineer" or "LPE" means a person who is licensed to practice engineering in the state where the Facility is located, who has no economic relationship, association, or nexus with the Seller, and who is not a representative of a consulting engineer, contractor, designer or other individual involved in the development of the Facility, or of a manufacturer or supplier of any equipment installed in the Facility. Such Licensed Professional Engineer shall be licensed in an appropriate engineering discipline for the required certification being made and be acceptable to PGE in its reasonable judgment.

1.15. "Lost Energy" means ((the Guarantee of Mechanical Availability as set forth in 3.1.10 / MAP) X Net Output for a Calendar Year) – Net Output for the Calendar Year. Lost Energy shall be zero unless the result of the calculation in this subsection results in a positive number.

1.16. "Lost Energy Value" means Lost Energy X the excess of the annual time-weighted average Mid-C Index Price for On-Peak and Off-Peak Hours over the time-weighted average Contract Price for On-Peak and Off-Peak Hours for the corresponding time period (provided that such excess shall not exceed the Contract Price and further provided that Lost Energy is deemed to be zero prior to reaching the Commercial Operation Date) plus any reasonable costs incurred by PGE to purchase replacement power and/or transmission to deliver the replacement power to the Point of Delivery. (For Start-Up Lost Energy Value see Section 1.35).

1.17. "Mechanical Availability Percentage" or "MAP" shall mean that percentage for any Contract Year for the Facility calculated in accordance with the following formula:

$$\text{MAP} = 100 \times (\text{Operational Hours}) / (\text{Base Hours} \times \text{Number of Units})$$

1.18. "Mid-C Index Price" means the Day Ahead Intercontinental Exchange ("ICE") index price for the bilateral OTC market for energy at the Mid-C Physical for Average On Peak Power and Average Off Peak Power found on the following website: <https://www.theice.com/products/OTC/Physical-Energy/Electricity>. In the event ICE no longer publishes this index, PGE and the Seller agree to select an alternative successor index representative of the Mid-C trading hub.

1.19. "Nameplate Capacity Rating" means the maximum capacity of the Facility as stated by the manufacturer, expressed in kW, which shall not exceed 10,000 kW.

1.20. "Net Dependable Capacity" means the maximum capacity the Facility can sustain over a specified period modified for seasonal limitations, if any, and reduced by the capacity required for station service or auxiliaries.

1.21. "Net Output" means all energy expressed in kWhs produced by the Facility, less station and other onsite use and less transformation and transmission losses. Net Output does not include any environmental attributes.

1.22. "Number of Units" means the number of Generating Units in the Facility described in Exhibit A.

1.23. "Off-Peak Hours" has the meaning provided in the Schedule.

1.24. "On-Peak Hours" has the meaning provided in the Schedule.

1.25. "Operational Hours" for the Facility means the total across all Generating Units of the number of hours each of the Facility's Generating Units are potentially capable of producing power at its Nameplate Capacity Rating regardless of actual weather, season and time of day or night, without any mechanical operating constraint or restriction, and potentially capable of delivering such power to the Point of Delivery in a Contract Year. During up to, but not more than, 200 hours of Planned Maintenance during a Contract Year for each Generation Unit and hours during which an event of Force Majeure exists, a Generation Unit shall be considered potentially capable of delivering such power to the Point of Delivery. For example, in the absence of any Planned Maintenance beyond 200 hours on any Generation Unit of Event of Force Majeure, the Operational Hours for a wind farm with five separate two MW turbines would be 43,800 for a Contract Year.

1.26. "Planned Maintenance" means outages scheduled 90 days in advance, with PGE's prior written consent, which shall not be unreasonably withheld.

1.27. "Point of Delivery" means the high side of the generation step up transformer(s) located at the point of interconnection between the Facility and PGE's distribution or transmission system, as specified in the Generation Interconnection Agreement.

1.28. "Pre-Commercial Operation Date Minimum Net Output" shall mean, unless such MWh is specifically set forth by Seller in Exhibit A, an amount in MWh equal to seventy-five percent (75%) of the Nameplate Capacity Rating X thirty percent (30%) for a wind or other renewable QF or fifty percent (50%) for a solar QF X (whole months

since the date selected in Section 2.2.1 / 12) X (8760 hours – 200 hours (assumed Planned Maintenance)) for each month. If Seller has provided specific expected monthly Net Output amounts for the Facility in Exhibit A, “Pre-Commercial Operation Date Minimum Net Output” shall mean seventy-five (75%) X expected Net Output set forth in Exhibit A for each month.

1.29. “Prime Rate” means the publicly announced prime rate or reference rate for commercial loans to large businesses with the highest credit rating in the United States in effect from time to time quoted by Citibank, N.A. If a Citibank, N.A. prime rate is not available, the applicable Prime Rate shall be the announced prime rate or reference rate for commercial loans in effect from time to time quoted by a bank with \$10 billion or more in assets in New York City, N.Y., selected by the Party to whom interest based on the prime rate is being paid.

1.30. "Prudent Electrical Practices" means those practices, methods, standards and acts engaged in or approved by a significant portion of the electric power industry in the Western Electricity Coordinating Council that at the relevant time period, in the exercise of reasonable judgment in light of the facts known or that should reasonably have been known at the time a decision was made, would have been expected to accomplish the desired result in a manner consistent with good business practices, reliability, economy, safety and expedition, and which practices, methods, standards and acts reflect due regard for operation and maintenance standards recommended by applicable equipment suppliers and manufacturers, operational limits, and all applicable laws and regulations. Prudent Electrical Practices are not intended to be limited to the optimum practice, method, standard or act to the exclusion of all others, but rather to those practices, methods and acts generally acceptable or approved by a significant portion of the electric power generation industry in the relevant region, during the relevant period, as described in the immediate preceding sentence.

1.31. "Required Facility Documents" means all licenses, permits, authorizations, and agreements necessary for construction, operation, interconnection, and maintenance of the Facility including without limitation those set forth in Exhibit B.

1.32. “RPS Attributes” means all attributes related to the Net Output generated by the Facility that are required in order to provide PGE with “qualifying electricity,” as that term is defined in Oregon’s Renewable Portfolio Standard Act, Ore. Rev. Stat. 469A.010, in effect at the time of execution of this Agreement. RPS Attributes do not include Environmental Attributes that are greenhouse gas offsets from methane capture not associated with the generation of electricity and not needed to ensure that there are zero net emissions associated with the generation of electricity.

1.33. Schedule” shall mean PGE Schedule 201 filed with the Oregon Public Utilities Commission (“Commission”) in effect on the Effective Date of this Agreement and attached hereto as Exhibit D, the terms of which are hereby incorporated by reference.

1.34. Senior Lien” means a prior lien which has precedence as to the property under the lien over another lien or encumbrance.

1.35. "Start-Up Lost Energy Value" means for the period after the date specified in Section 2.2.2 but prior to achievement of the Commercial Operation Date: zero, unless the Net Output is less than the pro-rated Pre-Commercial Operation Date Minimum Net Output for the applicable delay period, and the time-weighted average of the delay period's Mid-C Index Price for On-Peak Hours and Off-Peak Hours is greater than the time-weighted average of the delay period's Contract Price for On-Peak Hours and Off-Peak Hours, in which case Startup Lost Energy Value equals: (pro-rated Pre-Commercial Operation Date Minimum Net Output for the applicable period - Net Output for the applicable period) X (the lower of: the time-weighted average of the Contract Price for On-Peak hours and Off-Peak Hours during the applicable period; or (the time-weighted average of the Mid-C Index Price for On-Peak Hours and Off-Peak Hours during the applicable period – the time-weighted average of the Contract Price for On-Peak Hours and Off-Peak Hours during the applicable period)). The time-weighted average in this section will reflect the relative proportions of On-Peak Hours and Off-Peak Hours in each day.

1.36. "Start-Up Testing" means the completion of applicable required factory and start-up tests as set forth in Exhibit C.

1.37. "Step-in Rights" means the right of one party to assume an intervening position to satisfy all terms of an agreement in the event the other party fails to perform its obligations under the agreement.

1.38. "Term" shall mean the period beginning on the Effective Date and ending on the Termination Date.

1.39. "Test Period" shall mean a period of sixty (60) days or a commercially reasonable period determined by the Seller.

References to Recitals, Sections, and Exhibits are to be the recitals, sections and exhibits of this Agreement.

SECTION 2: TERM; COMMERCIAL OPERATION DATE

2.1. This Agreement shall become effective upon execution by both Parties ("Effective Date").

2.2. Time is of the essence of this Agreement, and Seller's ability to meet certain requirements prior to the Commercial Operation Date and to complete all requirements to establish the Commercial Operation Date is critically important. Therefore,

2.2.1 By **5/1/2020** Seller shall begin initial deliveries of Net Output; and

2.2.2 By **5/1/2020** Seller shall have completed all requirements under Section 1.5 and shall have established the Commercial Operation Date.

2.2.3 Unless the Parties agree in writing that a later Commercial Operation Date is reasonable and necessary, the Commercial Operation Date shall be no more than three (3) years from the Effective Date. PGE will not unreasonably withhold agreement to a Commercial Operation Date that is more than three (3) years from the

Effective date if the Seller has demonstrated that a later Commercial Operation Date is reasonable and necessary.

2.3. This Agreement shall terminate on **on the date 20 years from execution**, or the date the Agreement is terminated in accordance with Section 9 or 11, whichever is earlier ("Termination Date").

SECTION 3: REPRESENTATIONS AND WARRANTIES

3.1. Seller and PGE represent, covenant, and warrant as follows:

3.1.1. Seller warrants it is a **Limited Liability Company** duly organized under the laws of **Oregon**.

3.1.2. Seller warrants that the execution and delivery of this Agreement does not contravene any provision of, or constitute a default under, any indenture, mortgage, or other material agreement binding on Seller or any valid order of any court, or any regulatory agency or other body having authority to which Seller is subject.

3.1.3. Seller warrants that the Facility is and shall for the Term of this Agreement continue to be a "Qualifying Facility" ("QF") as that term is defined in the version of 18 C.F.R. Part 292 in effect on the Effective Date. Seller has provided the appropriate QF certification, which may include a Federal Energy Regulatory Commission ("FERC") self-certification to PGE prior to PGE's execution of this Agreement. At any time during the Term of this Agreement, PGE may require Seller to provide PGE with evidence satisfactory to PGE in its reasonable discretion that the Facility continues to qualify as a QF under all applicable requirements.

3.1.4. Seller warrants that it has not within the past two (2) years been the debtor in any bankruptcy proceeding, and Seller is and will continue to be for the Term of this Agreement current on all of its financial obligations.

3.1.5. Seller warrants that during the Term of this Agreement, all of Seller's right, title and interest in and to the Facility shall be free and clear of all liens and encumbrances other than liens and encumbrances arising from third-party financing of the Facility other than workers', mechanics', suppliers' or similar liens, or tax liens, in each case arising in the ordinary course of business that are either not yet due and payable or that have been released by means of a performance bond acceptable to PGE posted within eight (8) calendar days of the commencement of any proceeding to foreclose the lien.

3.1.6. Seller warrants that it will design and operate the Facility consistent with Prudent Electrical Practices.

3.1.7. Seller warrants that the Facility has a Nameplate Capacity Rating not greater than 10,000 kW.

3.1.8. Seller warrants that Net Dependable Capacity of the Facility is **2200** kW.

3.1.9. Seller estimates that the average annual Net Output to be delivered by the Facility to PGE is **3,818,836** kilowatt-hours ("kWh"), which amount PGE will include in its resource planning.

3.1.10. Seller represents and warrants that the Facility shall achieve the following Mechanical Availability Percentages (“Guarantee of Mechanical Availability”):

3.1.10.1 Ninety percent (90%) beginning in the first Contract Year and extending through the Term for the Facility, if the Facility was operational and sold electricity to PGE or another buyer prior to the Effective Date of this Agreement; or

3.1.10.2 Ninety percent (90%) beginning in Contract Year three and extending throughout the remainder of the Term.

3.1.10.3 Annually, within 90 days of the end of each Contract Year Seller shall send to PGE a detailed written report demonstrating and providing evidence of the actual MAP for the previous Contract Year.

3.1.10.4 Seller’s failure to meet the Guarantee of Mechanical Availability in a Calendar Year shall result in damages payable to PGE by Seller equal to the Lost Energy Value. PGE shall bill Seller for such damages in accordance with Section 8.

3.1.11. Seller will deliver from the Facility to PGE at the Point of Delivery Net Output not to exceed a maximum of **5,298,418** kWh of Net Output during each Contract Year (“Maximum Net Output”).

3.1.12. By the Commercial Operation Date, Seller has entered into a Generation Interconnection Agreement for a term not less than the term of this Agreement.

3.1.13. PGE warrants that it has not within the past two (2) years been the debtor in any bankruptcy proceeding, and PGE is and will continue to be for the Term of this Agreement current on all of its financial obligations.

3.1.14. Seller warrants that (i) the Facility satisfies the eligibility requirements specified in the Definition of a Small Cogeneration Facility or Small Power Production Facility Eligible to Receive the Standard Renewable Rates and Standard Renewable PPA in PGE’s Schedule and (ii) Seller will not make any changes in its ownership, control or management during the term of this Agreement that would cause it to not be in compliance with the Definition of a Small Cogeneration Facility or Small Power Production Facility Eligible to Receive the Standard Renewable Rates and Standard Renewable PPA in PGE’s Schedule. Seller will provide, upon request by PGE not more frequently than every 36 months, such documentation and information as may be reasonably required to establish Seller’s continued compliance with such Definition. PGE agrees to take reasonable steps to maintain the confidentiality of any portion of the above described documentation and information that the Seller identifies as confidential except PGE will provide all such confidential information to the Public Utility Commission of Oregon upon the Commission’s request.

3.1.15. Seller warrants that it will comply with all requirements necessary for all Transferred RECs (as defined in Section 4.5) associated with Net Output to be issued, monitored, accounted for, and transferred by and through the Western Renewable Energy Generation System consistent with the provisions of OAR 330-160-0005 through OAR 330-160-0050. PGE warrants that it will reasonably cooperate in Seller’s

efforts to meet such requirements, including, for example serving as the qualified reporting entity for the Facility if the Facility is located in PGE's balancing authority.

SECTION 4: DELIVERY OF POWER, PRICE AND ENVIRONMENTAL ATTRIBUTES

4.1. Commencing on the Effective Date and continuing through the Term of this Agreement, Seller shall sell to PGE the entire Net Output delivered from the Facility at the Point of Delivery.

4.2. PGE shall pay Seller the Contract Price for all delivered Net Output.

4.3. Upon completion of construction of the Facility, Seller shall provide PGE an As-built Supplement to specify the actual Facility as built. Seller shall not increase the Nameplate Capacity Rating above that specified in Exhibit A or increase the ability of the Facility to deliver Net Output in quantities in excess of the Net Dependable Capacity, or the Maximum Net Output as described in Section 3.1.11 above, through any means including, but not limited to, replacement, modification, or addition of existing equipment, except with prior written notice to PGE. In the event Seller increases the Nameplate Capacity Rating of the Facility to no more than 10,000 kW pursuant to this section, PGE shall pay the Contract Price for the additional delivered Net Output. In the event Seller increases the Nameplate Capacity Rating to greater than 10,000 kW, then Seller shall be required to enter into a new power purchase agreement for all delivered Net Output proportionally related to the increase of Nameplate Capacity above 10,000 kW.

4.4. To the extent not otherwise provided in the Generation Interconnection Agreement, all costs associated with the modifications to PGE's interconnection facilities or electric system occasioned by or related to the interconnection of the Facility with PGE's system, or any increase in generating capability of the Facility, or any increase of delivery of Net Dependable Capacity from the Facility, shall be borne by Seller.

4.5. From the start of the Renewable Resource Deficiency Period through the remainder of the Term of this Agreement, Seller shall provide and PGE shall acquire the RPS Attributes for the Contract Years as specified in the Schedule and Seller shall retain ownership of all other Environmental Attributes (if any). During the Renewable Resource Sufficiency Period, Seller shall retain all Environmental Attributes in accordance with the Schedule. The Contract Price includes full payment for the Net Output and any RPS Attributes transferred to PGE under this Agreement. With respect to Environmental Attributes not transferred to PGE under this Agreement ("Seller-Retained Environmental Attributes") Seller may report under §1605(b) of the Energy Policy Act of 1992 or under any applicable program as belonging to Seller any of the Seller-Retained Environmental Attributes, and PGE shall not report under such program that such Seller-Retained Environmental Attributes belong to it. With respect to RPS Attributes transferred to PGE under this Agreement ("Transferred RECs"), PGE may report under §1605(b) of the Energy Policy Act of 1992 or under any applicable program as belonging to it any of the Transferred RECs, and Seller shall not report under such program that such Transferred RECs belong to it.

SECTION 5: OPERATION AND CONTROL

5.1. Seller shall operate and maintain the Facility in a safe manner in accordance with the Generation Interconnection Agreement, and Prudent Electrical Practices. PGE shall have no obligation to purchase Net Output from the Facility to the extent the interconnection of the Facility to PGE's electric system is disconnected, suspended or interrupted, in whole or in part, pursuant to the Generation Interconnection Agreement, or to the extent generation curtailment is required as a result of Seller's noncompliance with the Generation Interconnection Agreement. Seller is solely responsible for the operation and maintenance of the Facility. PGE shall not, by reason of its decision to inspect or not to inspect the Facility, or by any action or inaction taken with respect to any such inspection, assume or be held responsible for any liability or occurrence arising from the operation and maintenance by Seller of the Facility.

5.2. Seller agrees to provide sixty (60) days advance written notice of any scheduled maintenance that would require shut down of the Facility for any period of time.

5.3. If the Facility ceases operation for unscheduled maintenance, Seller immediately shall notify PGE of the necessity of such unscheduled maintenance, the time when such maintenance has occurred or will occur, and the anticipated duration of such maintenance. Seller shall take all reasonable measures and exercise its best efforts to avoid unscheduled maintenance, to limit the duration of such unscheduled maintenance, and to perform unscheduled maintenance during Off-Peak hours.

SECTION 6: CREDITWORTHINESS

In the event Seller: a) is unable to represent or warrant as required by Section 3 that it has not been a debtor in any bankruptcy proceeding within the past two (2) years; b) becomes such a debtor during the Term; or c) is not or will not be current on all its financial obligations, Seller shall immediately notify PGE and shall promptly (and in no less than 10 days after notifying PGE) provide default security in an amount reasonably acceptable to PGE in one of the following forms: Senior Lien, Step-in Rights, a Cash Escrow or Letter of Credit. The amount of such default security that shall be acceptable to PGE shall be equal to: (annual On Peak Hours) X (On Peak Price – Off Peak Price) X (Net Dependable Capacity). Notwithstanding the foregoing, in the event Seller is not current on construction related financial obligations, Seller shall notify PGE of such delinquency and PGE may, in its discretion, grant an exception to the requirements to provide default security if the QF has negotiated financial arrangements with the construction loan lender that mitigate Seller's financial risk to PGE.

SECTION 7: METERING

7.1. PGE shall design, furnish, install, own, inspect, test, maintain and replace all metering equipment at Seller's cost and as required pursuant to the Generation Interconnection Agreement.

7.2. Metering shall be performed at the location and in a manner consistent with this Agreement and as specified in the Generation Interconnection Agreement. All Net Output purchased hereunder shall be adjusted to account for electrical losses, if any, between the point of metering and the Point of Delivery, so that the purchased amount reflects the net amount of power flowing into PGE's system at the Point of Delivery.

7.3. PGE shall periodically inspect, test, repair and replace the metering equipment as provided in the Generation Interconnection Agreement. If any of the inspections or tests discloses an error exceeding two (2%) percent of the actual energy delivery, either fast or slow, proper correction, based upon the inaccuracy found, shall be made of previous readings for the actual period during which the metering equipment rendered inaccurate measurements if that period can be ascertained. If the actual period cannot be ascertained, the proper correction shall be made to the measurements taken during the time the metering equipment was in service since last tested, but not exceeding three (3) months, in the amount the metering equipment shall have been shown to be in error by such test. Any correction in billings or payments resulting from a correction in the meter records shall be made in the next monthly billing or payment rendered. Such correction, when made, shall constitute full adjustment of any claim between Seller and PGE arising out of such inaccuracy of metering equipment.

7.4. To the extent not otherwise provided in the Generation Interconnection Agreement, all of PGE's costs relating to all metering equipment installed to accommodate Seller's Facility shall be borne by Seller.

SECTION 8: BILLINGS, COMPUTATIONS AND PAYMENTS

8.1. On or before the thirtieth (30th) day following the end of each Billing Period, PGE shall send to Seller payment for Seller's deliveries of Net Output to PGE, together with computations supporting such payment. PGE may offset any such payment to reflect amounts owing from Seller to PGE pursuant to this Agreement, the Generation Interconnection Agreement, and any other agreement related to the Facility between the Parties or otherwise. On or before the thirtieth (30th) day following the end of each Contract Year, PGE shall bill for any Lost Energy Value accrued pursuant to this Agreement.

8.2. Any amounts owing after the due date thereof shall bear interest at the Prime Rate plus two percent (2%) from the date due until paid; provided, however, that the interest rate shall at no time exceed the maximum rate allowed by applicable law.

SECTION 9: DEFAULT, REMEDIES AND TERMINATION

9.1. In addition to any other event that may constitute a default under this Agreement, the following events shall constitute defaults under this Agreement:

9.1.1. Breach by Seller or PGE of a representation or warranty, except for Section 3.1.4, set forth in this Agreement.

9.1.2. Seller's failure to provide default security, if required by Section 6, prior to delivery of any Net Output to PGE or within 10 days of notice.

9.1.3. Seller's failure to meet the Guarantee of Mechanical Availability established in Section 3.1.10 for two consecutive Contract Years or Seller's failure to provide any written report required by that section.

9.1.4. If Seller is no longer a Qualifying Facility.

9.1.5. Failure of PGE to make any required payment pursuant to Section 8.1.

9.1.6. Seller's failure to meet the Commercial Operation Date.

9.2. In the event of a default under Section 9.1.6, PGE may provide Seller with written notice of default. Seller shall have one year in which to cure the default during which time the Seller shall pay PGE damages equal to the Lost Energy Value. If Seller is unable to cure the default, PGE may immediately terminate this Agreement as provided in Section 9.3. PGE's resource sufficiency/deficiency position shall have no bearing on PGE's right to terminate the Agreement under this Section 9.2.

9.3. In the event of a default under this Agreement, except as otherwise provided in this Agreement, the non-defaulting party may immediately terminate this Agreement at its sole discretion by delivering written notice to the other Party. In addition, the non-defaulting party may pursue any and all legal or equitable remedies provided by law or pursuant to this Agreement including damages related to the need to procure replacement power. A termination hereunder shall be effective upon the date of delivery of notice, as provided in Section 20. The rights provided in this Section 9 are cumulative such that the exercise of one or more rights shall not constitute a waiver of any other rights.

9.4. If this Agreement is terminated as provided in this Section 9 PGE shall make all payments, within thirty (30) days, that, pursuant to the terms of this Agreement, are owed to Seller as of the time of receipt of notice of default. PGE shall not be required to pay Seller for any Net Output delivered by Seller after such notice of default.

9.5. In the event PGE terminates this Agreement pursuant to this Section 9, and Seller wishes to again sell Net Output to PGE following such termination, PGE in its sole discretion may require that Seller shall do so subject to the terms of this Agreement, including but not limited to the Contract Price until the Term of this Agreement (as set forth in Section 2.3) would have run in due course had the Agreement remained in effect. At such time Seller and PGE agree to execute a written document ratifying the terms of this Agreement.

9.6. Sections 9.1, 9.4, 9.5, 10, and 19.2 shall survive termination of this Agreement.

SECTION 10: INDEMNIFICATION AND LIABILITY

10.1. Seller agrees to defend, indemnify and hold harmless PGE, its directors, officers, agents, and representatives against and from any and all loss, claims, actions or suits, including costs and attorney's fees, both at trial and on appeal, resulting from, or arising out of or in any way connected with Seller's delivery of electric power to PGE or with the facilities at or prior to the Point of Delivery, or otherwise arising out of this

Agreement, including without limitation any loss, claim, action or suit, for or on account of injury, bodily or otherwise, to, or death of, persons, or for damage to, or destruction or economic loss of property belonging to PGE, Seller or others, excepting to the extent such loss, claim, action or suit may be caused by the negligence of PGE, its directors, officers, employees, agents or representatives.

10.2. PGE agrees to defend, indemnify and hold harmless Seller, its directors, officers, agents, and representatives against and from any and all loss, claims, actions or suits, including costs and attorney's fees, both at trial and on appeal, resulting from, or arising out of or in any way connected with PGE's receipt of electric power from Seller or with the facilities at or after the Point of Delivery, or otherwise arising out of this Agreement, including without limitation any loss, claim, action or suit, for or on account of injury, bodily or otherwise, to, or death of, persons, or for damage to, or destruction or economic loss of property belonging to PGE, Seller or others, excepting to the extent such loss, claim, action or suit may be caused by the negligence of Seller, its directors, officers, employees, agents or representatives.

10.3. Nothing in this Agreement shall be construed to create any duty to, any standard of care with reference to, or any liability to any person not a Party to this Agreement. No undertaking by one Party to the other under any provision of this Agreement shall constitute the dedication of that Party's system or any portion thereof to the other Party or to the public, nor affect the status of PGE as an independent public utility corporation or Seller as an independent individual or entity.

10.4. NEITHER PARTY SHALL BE LIABLE TO THE OTHER FOR SPECIAL, PUNITIVE, INDIRECT OR CONSEQUENTIAL DAMAGES, WHETHER ARISING FROM CONTRACT, TORT (INCLUDING NEGLIGENCE), STRICT LIABILITY OR OTHERWISE.

SECTION 11: INSURANCE

11.1. Prior to the connection of the Facility to PGE's electric system, provided such Facility has a design capacity of 200 kW or more, Seller shall secure and continuously carry for the Term hereof, with an insurance company or companies rated not lower than "B+" by the A. M. Best Company, insurance policies for bodily injury and property damage liability. Such insurance shall include provisions or endorsements naming PGE, its directors, officers and employees as additional insureds; provisions that such insurance is primary insurance with respect to the interest of PGE and that any insurance or self-insurance maintained by PGE is excess and not contributory insurance with the insurance required hereunder; a cross-liability or severability of insurance interest clause; and provisions that such policies shall not be canceled or their limits of liability reduced without thirty (30) days' prior written notice to PGE. Initial limits of liability for all requirements under this section shall be \$1,000,000 million single limit, which limits may be required to be increased or decreased by PGE as PGE determines in its reasonable judgment economic conditions or claims experience may warrant.

11.2. Prior to the connection of the Facility to PGE's electric system, provided such facility has a design capacity of 200 kW or more, Seller shall secure and continuously carry for the Term hereof, in an insurance company or companies rated not lower than "B+" by the A. M. Best Company, insurance acceptable to PGE against property damage or destruction in an amount not less than the cost of replacement of the Facility. Seller promptly shall notify PGE of any loss or damage to the Facility. Unless the Parties agree otherwise, Seller shall repair or replace the damaged or destroyed Facility, or if the facility is destroyed or substantially destroyed, it may terminate this Agreement. Such termination shall be effective upon receipt by PGE of written notice from Seller. Seller shall waive its insurers' rights of subrogation against PGE regarding Facility property losses.

11.3. Prior to the connection of the Facility to PGE's electric system and at all other times such insurance policies are renewed or changed, Seller shall provide PGE with a copy of each insurance policy required under this Section, certified as a true copy by an authorized representative of the issuing insurance company or, at the discretion of PGE, in lieu thereof, a certificate in a form satisfactory to PGE certifying the issuance of such insurance. If Seller fails to provide PGE with copies of such currently effective insurance policies or certificates of insurance, PGE at its sole discretion and without limitation of other remedies, may upon ten (10) days advance written notice by certified or registered mail to Seller either withhold payments due Seller until PGE has received such documents, or purchase the satisfactory insurance and offset the cost of obtaining such insurance from subsequent power purchase payments under this Agreement.

SECTION 12: FORCE MAJEURE

12.1. As used in this Agreement, "Force Majeure" or "an event of Force Majeure" means any cause beyond the reasonable control of the Seller or of PGE which, despite the exercise of due diligence, such Party is unable to prevent or overcome. By way of example, Force Majeure may include but is not limited to acts of God, fire, flood, storms, wars, hostilities, civil strife, strikes, and other labor disturbances, earthquakes, fires, lightning, epidemics, sabotage, restraint by court order or other delay or failure in the performance as a result of any action or inaction on behalf of a public authority which by the exercise of reasonable foresight such Party could not reasonably have been expected to avoid and by the exercise of due diligence, it shall be unable to overcome, subject, in each case, to the requirements of the first sentence of this paragraph. Force Majeure, however, specifically excludes the cost or availability of resources to operate the Facility, changes in market conditions that affect the price of energy or transmission, wind or water droughts, and obligations for the payment of money when due.

12.2. If either Party is rendered wholly or in part unable to perform its obligation under this Agreement because of an event of Force Majeure, that Party shall be excused from whatever performance is affected by the event of Force Majeure to the extent and for the duration of the Force Majeure, after which such Party shall recommence performance of such obligation, provided that:

12.2.1. the non-performing Party shall, promptly, but in any case within one (1) week after the occurrence of the Force Majeure, give the other Party written notice describing the particulars of the occurrence; and

12.2.2. the suspension of performance shall be of no greater scope and of no longer duration than is required by the Force Majeure; and

12.2.3. the non-performing Party uses its best efforts to remedy its inability to perform its obligations under this Agreement.

12.3. No obligations of either Party which arose before the Force Majeure causing the suspension of performance shall be excused as a result of the Force Majeure.

12.4. Neither Party shall be required to settle any strike, walkout, lockout or other labor dispute on terms which, in the sole judgment of the Party involved in the dispute, are contrary to the Party's best interests.

SECTION 13: SEVERAL OBLIGATIONS

Nothing contained in this Agreement shall ever be construed to create an association, trust, partnership or joint venture or to impose a trust or partnership duty, obligation or liability between the Parties. If Seller includes two or more parties, each such party shall be jointly and severally liable for Seller's obligations under this Agreement.

SECTION 14: CHOICE OF LAW

This Agreement shall be interpreted and enforced in accordance with the laws of the state of Oregon, excluding any choice of law rules which may direct the application of the laws of another jurisdiction.

SECTION 15: PARTIAL INVALIDITY AND PURPA REPEAL

It is not the intention of the Parties to violate any laws governing the subject matter of this Agreement. If any of the terms of the Agreement are finally held or determined to be invalid, illegal or void as being contrary to any applicable law or public policy, all other terms of the Agreement shall remain in effect. If any terms are finally held or determined to be invalid, illegal or void, the Parties shall enter into negotiations concerning the terms affected by such decision for the purpose of achieving conformity with requirements of any applicable law and the intent of the Parties to this Agreement.

In the event the Public Utility Regulatory Policies Act (PURPA) is repealed, this Agreement shall not terminate prior to the Termination Date, unless such termination is mandated by state or federal law.

SECTION 16: WAIVER

Any waiver at any time by either Party of its rights with respect to a default under this Agreement or with respect to any other matters arising in connection with this Agreement must be in writing, and such waiver shall not be deemed a waiver with respect to any subsequent default or other matter.

SECTION 17: GOVERNMENTAL JURISDICTION AND AUTHORIZATIONS

This Agreement is subject to the jurisdiction of those governmental agencies having control over either Party or this Agreement. Seller shall at all times maintain in effect all local, state and federal licenses, permits and other approvals as then may be required by law for the construction, operation and maintenance of the Facility, and shall provide upon request copies of the same to PGE.

SECTION 18: SUCCESSORS AND ASSIGNS

This Agreement and all of the terms hereof shall be binding upon and inure to the benefit of the respective successors and assigns of the Parties. No assignment hereof by either Party shall become effective without the written consent of the other Party being first obtained and such consent shall not be unreasonably withheld. Notwithstanding the foregoing, either Party may assign this Agreement without the other Party's consent as part of (a) a sale of all or substantially all of the assigning Party's assets, or (b) a merger, consolidation or other reorganization of the assigning Party.

SECTION 19: ENTIRE AGREEMENT

19.1. This Agreement supersedes all prior agreements, proposals, representations, negotiations, discussions or letters, whether oral or in writing, regarding PGE's purchase of Net Output from the Facility. No modification of this Agreement shall be effective unless it is in writing and signed by both Parties.

19.2. By executing this Agreement, Seller releases PGE from any third party claims related to the Facility, known or unknown, which may have arisen prior to the Effective Date.

SECTION 20: NOTICES

20.1. All notices except as otherwise provided in this Agreement shall be in writing, shall be directed as follows and shall be considered delivered if delivered in person or when deposited in the U.S. Mail, postage prepaid by certified or registered mail and return receipt requested:

To Seller: **Leatherback Solar, LLC c/o Chris Norqual**
3250 Ocean Park Blvd., Suite 355
Santa Monica, CA 90405
Email: utility@ccrenew.com

with a copy to: **Leatherback Solar, LLC c/o Asset Management**
3250 Ocean Park Blvd., Suite 355
Santa Monica, CA 90405
Email: assetmanagement@ccrenew.com

To PGE: Contracts Manager
 QF Contracts, 3WTC0306
 PGE - 121 SW Salmon St.
 Portland, Oregon 97204

20.2 The Parties may change the person to whom such notices are addressed, or their addresses, by providing written notices thereof in accordance with this Section 20.

IN WITNESS WHEREOF, the Parties hereto have caused this Agreement to be executed in their respective names as of the Effective Date.

PGE

By: _____
Name: _____
Title: _____
Date: _____

Leatherback Solar, LLC

(Name Seller)



By: 
Name: Matthew McGovern
Title: Authorized Person
Date: 5/31/2017

EXHIBIT A DESCRIPTION OF SELLER'S FACILITY

General Information: Please complete the matrix below to provide PGE with project specific information																																																																																																																																																																																																																																																																																																																																																																
Contract Information																																																																																																																																																																																																																																																																																																																																																																
a. Seller Legal Name	Leatherback Solar, LLC																																																																																																																																																																																																																																																																																																																																																															
b. Type of facility (solar, or wind for example)	Solar PV																																																																																																																																																																																																																																																																																																																																																															
c. County and GPS Coordinate to 3 decimals	Marion County 45.13831, -122.93808																																																																																																																																																																																																																																																																																																																																																															
d. State	Oregon																																																																																																																																																																																																																																																																																																																																																															
e. Name Plate Rating in kW	2000																																																																																																																																																																																																																																																																																																																																																															
f. Section 2.2.1 Electric system to interconnect to	PGE Distribution System																																																																																																																																																																																																																																																																																																																																																															
g. Section 2.2.1 date to be begin delivery	Expected 12/31/2018																																																																																																																																																																																																																																																																																																																																																															
h. Section 2.2.3 date of Commercial Operation Date	Expected 12/31/2018																																																																																																																																																																																																																																																																																																																																																															
i. Section 2.2.3 Termination Date	Selling 20 year term																																																																																																																																																																																																																																																																																																																																																															
j. Corporation type	Limited Liability Company																																																																																																																																																																																																																																																																																																																																																															
k. State of organization	Oregon																																																																																																																																																																																																																																																																																																																																																															
l. Net Dependable Capacity in kW	2000																																																																																																																																																																																																																																																																																																																																																															
m. Estimated average annual Net Output	3,018,836 kWh																																																																																																																																																																																																																																																																																																																																																															
n. Maximum of kWh	5,296,018 kWh of Net Output during each contract year ("Maximum Net Output")																																																																																																																																																																																																																																																																																																																																																															
o. Notice address line 1	Leatherback Solar, LLC c/o Chris Norquist																																																																																																																																																																																																																																																																																																																																																															
p. Notice address line 2	3250 Ocean Park Blvd., Suite 355																																																																																																																																																																																																																																																																																																																																																															
q. Notice address line 3	Santa Monica, CA 90405																																																																																																																																																																																																																																																																																																																																																															
r. Notice address line 4	Email: info@leathersolar.com																																																																																																																																																																																																																																																																																																																																																															
s. Copy to address line 1	Leatherback Solar, LLC c/o Asset Management																																																																																																																																																																																																																																																																																																																																																															
t. Copy to address line 2	3250 Ocean Park Blvd., Suite 355																																																																																																																																																																																																																																																																																																																																																															
u. Copy to address line 3	Santa Monica, CA 90405																																																																																																																																																																																																																																																																																																																																																															
v. Copy to address line 4	Email: assetmanagement@leathersolar.com																																																																																																																																																																																																																																																																																																																																																															
w. Do a separate sheet include a detailed facility description	See attached Single Line Diagram																																																																																																																																																																																																																																																																																																																																																															
2. Status of Seller's incorporation																																																																																																																																																																																																																																																																																																																																																																
a. Seller's financial statements:	Leatherback Solar, LLC was formed in Oregon as of 7/25/2016 and is in good standing.																																																																																																																																																																																																																																																																																																																																																															
b. Balance sheet	Not available at this time. Can provide development spend.																																																																																																																																																																																																																																																																																																																																																															
c. D & B report on seller, of the project sponsor if the seller is not in D & B	Not available at this time. Can provide development spend.																																																																																																																																																																																																																																																																																																																																																															
d. List of all entities with an ownership interest in the facility	Leatherback Solar, LLC is wholly owned by Cypress Creek Renewables Development, LLC.																																																																																																																																																																																																																																																																																																																																																															
e. The legal name of the manager of the facility, if applicable	Leatherback Solar, LLC																																																																																																																																																																																																																																																																																																																																																															
f. Proof of all control (lease, title to land, property tax, etc.)	See attached Ground Lease Agreement																																																																																																																																																																																																																																																																																																																																																															
g. FERC Form 556 and docket number as proof of substantial and acceptance by FERC	Attached - CP17-4-000																																																																																																																																																																																																																																																																																																																																																															
h. Map adjoining CP sites owned by the same seller at this time, or within the past 12 months	Attached - CP17-4-000																																																																																																																																																																																																																																																																																																																																																															
i. Staffing plan for getting the project online	Cypress Creek Renewables (FERC will coordinate).																																																																																																																																																																																																																																																																																																																																																															
j. Interconnection application and transmission agreements	Interconnection application was submitted on 10/17/2016 and is currently awaiting Feasibility Study Results.																																																																																																																																																																																																																																																																																																																																																															
k. Does Seller have FERC Market Based Rate Authority? If yes provide docket #.	Yes: CP17-4-000																																																																																																																																																																																																																																																																																																																																																															
Generation Information																																																																																																																																																																																																																																																																																																																																																																
1. Motive force plan	Solar PV																																																																																																																																																																																																																																																																																																																																																															
2. Expected energy delivery start date	Expected 12/31/2018																																																																																																																																																																																																																																																																																																																																																															
3. Expected availability of generation	Intermittent renewable																																																																																																																																																																																																																																																																																																																																																															
4. P50/P90 (or equivalent) simulation results detail, including but not limited to:																																																																																																																																																																																																																																																																																																																																																																
a. Annual MWh (AC) for the first calendar year of commercial operation and an annual degradation factor	3818,836																																																																																																																																																																																																																																																																																																																																																															
b. Average 24 hr profile of generation MWh (AC) for each month during the first calendar year	<table border="1" style="width: 100%; border-collapse: collapse; text-align: center;"> <thead> <tr> <th>Hour</th> <th>Jan</th> <th>Feb</th> <th>Mar</th> <th>Apr</th> <th>May</th> <th>Jun</th> <th>Jul</th> <th>Aug</th> <th>Sep</th> <th>Oct</th> <th>Nov</th> <th>Dec</th> <th>Annual</th> </tr> </thead> <tbody> <tr><td>0</td><td>0.0</td><td>0.0</td><td>0.0</td><td>0.0</td><td>0.0</td><td>0.0</td><td>0.0</td><td>0.0</td><td>0.0</td><td>0.0</td><td>0.0</td><td>0.0</td><td>0.0</td></tr> <tr><td>1</td><td>0.0</td><td>0.0</td><td>0.0</td><td>0.0</td><td>0.0</td><td>0.0</td><td>0.0</td><td>0.0</td><td>0.0</td><td>0.0</td><td>0.0</td><td>0.0</td><td>0.0</td></tr> <tr><td>2</td><td>0.0</td><td>0.0</td><td>0.0</td><td>0.0</td><td>0.0</td><td>0.0</td><td>0.0</td><td>0.0</td><td>0.0</td><td>0.0</td><td>0.0</td><td>0.0</td><td>0.0</td></tr> <tr><td>3</td><td>0.0</td><td>0.0</td><td>0.0</td><td>0.0</td><td>0.0</td><td>0.0</td><td>0.0</td><td>0.0</td><td>0.0</td><td>0.0</td><td>0.0</td><td>0.0</td><td>0.0</td></tr> <tr><td>4</td><td>0.0</td><td>0.0</td><td>0.0</td><td>0.0</td><td>0.1</td><td>0.1</td><td>0.0</td><td>0.0</td><td>0.0</td><td>0.0</td><td>0.0</td><td>0.0</td><td>0.2</td></tr> <tr><td>5</td><td>0.0</td><td>0.0</td><td>0.0</td><td>0.4</td><td>1.9</td><td>2.2</td><td>2.1</td><td>0.8</td><td>0.0</td><td>0.0</td><td>0.0</td><td>0.0</td><td>7.4</td></tr> <tr><td>6</td><td>0.0</td><td>0.0</td><td>0.9</td><td>5.3</td><td>8.7</td><td>8.2</td><td>8.5</td><td>5.9</td><td>3.4</td><td>1.2</td><td>0.0</td><td>0.0</td><td>42.1</td></tr> <tr><td>7</td><td>0.0</td><td>2.3</td><td>8.6</td><td>18.8</td><td>20.7</td><td>18.7</td><td>22.1</td><td>19.7</td><td>15.4</td><td>8.7</td><td>3.2</td><td>0.0</td><td>136.8</td></tr> <tr><td>8</td><td>5.1</td><td>10.9</td><td>19.9</td><td>31.0</td><td>33.2</td><td>30.7</td><td>37.0</td><td>35.0</td><td>29.5</td><td>18.1</td><td>9.4</td><td>5.2</td><td>265.0</td></tr> <tr><td>9</td><td>14.5</td><td>19.9</td><td>31.1</td><td>37.3</td><td>45.2</td><td>40.6</td><td>48.3</td><td>47.8</td><td>40.0</td><td>25.0</td><td>20.2</td><td>12.5</td><td>382.4</td></tr> <tr><td>10</td><td>32.6</td><td>29.1</td><td>37.4</td><td>43.2</td><td>47.0</td><td>47.3</td><td>54.4</td><td>54.4</td><td>46.5</td><td>31.1</td><td>25.4</td><td>16.1</td><td>487.5</td></tr> <tr><td>11</td><td>20.2</td><td>26.7</td><td>41.3</td><td>44.6</td><td>46.4</td><td>50.5</td><td>56.6</td><td>55.1</td><td>50.7</td><td>39.7</td><td>28.4</td><td>22.1</td><td>482.2</td></tr> <tr><td>12</td><td>23.3</td><td>28.2</td><td>42.0</td><td>44.9</td><td>50.6</td><td>51.0</td><td>57.0</td><td>56.7</td><td>52.6</td><td>41.4</td><td>28.6</td><td>22.1</td><td>496.5</td></tr> <tr><td>13</td><td>22.6</td><td>30.2</td><td>37.6</td><td>43.5</td><td>53.8</td><td>50.7</td><td>58.4</td><td>50.0</td><td>51.8</td><td>39.0</td><td>23.7</td><td>20.7</td><td>487.0</td></tr> <tr><td>14</td><td>19.2</td><td>27.3</td><td>33.2</td><td>40.5</td><td>47.2</td><td>47.9</td><td>56.5</td><td>55.4</td><td>46.1</td><td>31.0</td><td>18.3</td><td>16.2</td><td>438.8</td></tr> <tr><td>15</td><td>11.6</td><td>19.6</td><td>26.5</td><td>31.7</td><td>35.7</td><td>40.3</td><td>45.3</td><td>45.4</td><td>34.7</td><td>21.1</td><td>8.9</td><td>7.0</td><td>377.8</td></tr> <tr><td>16</td><td>3.5</td><td>10.9</td><td>17.2</td><td>20.7</td><td>24.6</td><td>29.1</td><td>32.4</td><td>31.5</td><td>20.4</td><td>8.9</td><td>1.6</td><td>0.3</td><td>206.4</td></tr> <tr><td>17</td><td>0.0</td><td>1.7</td><td>6.3</td><td>9.2</td><td>13.0</td><td>15.6</td><td>17.4</td><td>14.2</td><td>6.0</td><td>1.2</td><td>0.0</td><td>0.0</td><td>84.4</td></tr> <tr><td>18</td><td>0.0</td><td>0.0</td><td>0.2</td><td>1.3</td><td>2.4</td><td>4.1</td><td>4.4</td><td>2.0</td><td>0.3</td><td>0.0</td><td>0.0</td><td>0.0</td><td>15.7</td></tr> <tr><td>19</td><td>0.0</td><td>0.0</td><td>0.0</td><td>0.0</td><td>0.5</td><td>1.1</td><td>1.0</td><td>0.1</td><td>0.0</td><td>0.0</td><td>0.0</td><td>0.0</td><td>2.7</td></tr> <tr><td>20</td><td>0.0</td><td>0.0</td><td>0.0</td><td>0.0</td><td>0.0</td><td>0.0</td><td>0.0</td><td>0.0</td><td>0.0</td><td>0.0</td><td>0.0</td><td>0.0</td><td>0.0</td></tr> <tr><td>21</td><td>0.0</td><td>0.0</td><td>0.0</td><td>0.0</td><td>0.0</td><td>0.0</td><td>0.0</td><td>0.0</td><td>0.0</td><td>0.0</td><td>0.0</td><td>0.0</td><td>0.0</td></tr> <tr><td>22</td><td>0.0</td><td>0.0</td><td>0.0</td><td>0.0</td><td>0.0</td><td>0.0</td><td>0.0</td><td>0.0</td><td>0.0</td><td>0.0</td><td>0.0</td><td>0.0</td><td>0.0</td></tr> <tr><td>23</td><td>0.0</td><td>0.0</td><td>0.0</td><td>0.0</td><td>0.0</td><td>0.0</td><td>0.0</td><td>0.0</td><td>0.0</td><td>0.0</td><td>0.0</td><td>0.0</td><td>0.0</td></tr> </tbody> </table>		Hour	Jan	Feb	Mar	Apr	May	Jun	Jul	Aug	Sep	Oct	Nov	Dec	Annual	0	0.0	0.0	0.0	0.0	0.0	0.0	0.0	0.0	0.0	0.0	0.0	0.0	0.0	1	0.0	0.0	0.0	0.0	0.0	0.0	0.0	0.0	0.0	0.0	0.0	0.0	0.0	2	0.0	0.0	0.0	0.0	0.0	0.0	0.0	0.0	0.0	0.0	0.0	0.0	0.0	3	0.0	0.0	0.0	0.0	0.0	0.0	0.0	0.0	0.0	0.0	0.0	0.0	0.0	4	0.0	0.0	0.0	0.0	0.1	0.1	0.0	0.0	0.0	0.0	0.0	0.0	0.2	5	0.0	0.0	0.0	0.4	1.9	2.2	2.1	0.8	0.0	0.0	0.0	0.0	7.4	6	0.0	0.0	0.9	5.3	8.7	8.2	8.5	5.9	3.4	1.2	0.0	0.0	42.1	7	0.0	2.3	8.6	18.8	20.7	18.7	22.1	19.7	15.4	8.7	3.2	0.0	136.8	8	5.1	10.9	19.9	31.0	33.2	30.7	37.0	35.0	29.5	18.1	9.4	5.2	265.0	9	14.5	19.9	31.1	37.3	45.2	40.6	48.3	47.8	40.0	25.0	20.2	12.5	382.4	10	32.6	29.1	37.4	43.2	47.0	47.3	54.4	54.4	46.5	31.1	25.4	16.1	487.5	11	20.2	26.7	41.3	44.6	46.4	50.5	56.6	55.1	50.7	39.7	28.4	22.1	482.2	12	23.3	28.2	42.0	44.9	50.6	51.0	57.0	56.7	52.6	41.4	28.6	22.1	496.5	13	22.6	30.2	37.6	43.5	53.8	50.7	58.4	50.0	51.8	39.0	23.7	20.7	487.0	14	19.2	27.3	33.2	40.5	47.2	47.9	56.5	55.4	46.1	31.0	18.3	16.2	438.8	15	11.6	19.6	26.5	31.7	35.7	40.3	45.3	45.4	34.7	21.1	8.9	7.0	377.8	16	3.5	10.9	17.2	20.7	24.6	29.1	32.4	31.5	20.4	8.9	1.6	0.3	206.4	17	0.0	1.7	6.3	9.2	13.0	15.6	17.4	14.2	6.0	1.2	0.0	0.0	84.4	18	0.0	0.0	0.2	1.3	2.4	4.1	4.4	2.0	0.3	0.0	0.0	0.0	15.7	19	0.0	0.0	0.0	0.0	0.5	1.1	1.0	0.1	0.0	0.0	0.0	0.0	2.7	20	0.0	0.0	0.0	0.0	0.0	0.0	0.0	0.0	0.0	0.0	0.0	0.0	0.0	21	0.0	0.0	0.0	0.0	0.0	0.0	0.0	0.0	0.0	0.0	0.0	0.0	0.0	22	0.0	0.0	0.0	0.0	0.0	0.0	0.0	0.0	0.0	0.0	0.0	0.0	0.0	23	0.0	0.0	0.0	0.0	0.0	0.0	0.0	0.0	0.0	0.0	0.0	0.0	0.0
Hour	Jan	Feb	Mar	Apr	May	Jun	Jul	Aug	Sep	Oct	Nov	Dec	Annual																																																																																																																																																																																																																																																																																																																																																			
0	0.0	0.0	0.0	0.0	0.0	0.0	0.0	0.0	0.0	0.0	0.0	0.0	0.0																																																																																																																																																																																																																																																																																																																																																			
1	0.0	0.0	0.0	0.0	0.0	0.0	0.0	0.0	0.0	0.0	0.0	0.0	0.0																																																																																																																																																																																																																																																																																																																																																			
2	0.0	0.0	0.0	0.0	0.0	0.0	0.0	0.0	0.0	0.0	0.0	0.0	0.0																																																																																																																																																																																																																																																																																																																																																			
3	0.0	0.0	0.0	0.0	0.0	0.0	0.0	0.0	0.0	0.0	0.0	0.0	0.0																																																																																																																																																																																																																																																																																																																																																			
4	0.0	0.0	0.0	0.0	0.1	0.1	0.0	0.0	0.0	0.0	0.0	0.0	0.2																																																																																																																																																																																																																																																																																																																																																			
5	0.0	0.0	0.0	0.4	1.9	2.2	2.1	0.8	0.0	0.0	0.0	0.0	7.4																																																																																																																																																																																																																																																																																																																																																			
6	0.0	0.0	0.9	5.3	8.7	8.2	8.5	5.9	3.4	1.2	0.0	0.0	42.1																																																																																																																																																																																																																																																																																																																																																			
7	0.0	2.3	8.6	18.8	20.7	18.7	22.1	19.7	15.4	8.7	3.2	0.0	136.8																																																																																																																																																																																																																																																																																																																																																			
8	5.1	10.9	19.9	31.0	33.2	30.7	37.0	35.0	29.5	18.1	9.4	5.2	265.0																																																																																																																																																																																																																																																																																																																																																			
9	14.5	19.9	31.1	37.3	45.2	40.6	48.3	47.8	40.0	25.0	20.2	12.5	382.4																																																																																																																																																																																																																																																																																																																																																			
10	32.6	29.1	37.4	43.2	47.0	47.3	54.4	54.4	46.5	31.1	25.4	16.1	487.5																																																																																																																																																																																																																																																																																																																																																			
11	20.2	26.7	41.3	44.6	46.4	50.5	56.6	55.1	50.7	39.7	28.4	22.1	482.2																																																																																																																																																																																																																																																																																																																																																			
12	23.3	28.2	42.0	44.9	50.6	51.0	57.0	56.7	52.6	41.4	28.6	22.1	496.5																																																																																																																																																																																																																																																																																																																																																			
13	22.6	30.2	37.6	43.5	53.8	50.7	58.4	50.0	51.8	39.0	23.7	20.7	487.0																																																																																																																																																																																																																																																																																																																																																			
14	19.2	27.3	33.2	40.5	47.2	47.9	56.5	55.4	46.1	31.0	18.3	16.2	438.8																																																																																																																																																																																																																																																																																																																																																			
15	11.6	19.6	26.5	31.7	35.7	40.3	45.3	45.4	34.7	21.1	8.9	7.0	377.8																																																																																																																																																																																																																																																																																																																																																			
16	3.5	10.9	17.2	20.7	24.6	29.1	32.4	31.5	20.4	8.9	1.6	0.3	206.4																																																																																																																																																																																																																																																																																																																																																			
17	0.0	1.7	6.3	9.2	13.0	15.6	17.4	14.2	6.0	1.2	0.0	0.0	84.4																																																																																																																																																																																																																																																																																																																																																			
18	0.0	0.0	0.2	1.3	2.4	4.1	4.4	2.0	0.3	0.0	0.0	0.0	15.7																																																																																																																																																																																																																																																																																																																																																			
19	0.0	0.0	0.0	0.0	0.5	1.1	1.0	0.1	0.0	0.0	0.0	0.0	2.7																																																																																																																																																																																																																																																																																																																																																			
20	0.0	0.0	0.0	0.0	0.0	0.0	0.0	0.0	0.0	0.0	0.0	0.0	0.0																																																																																																																																																																																																																																																																																																																																																			
21	0.0	0.0	0.0	0.0	0.0	0.0	0.0	0.0	0.0	0.0	0.0	0.0	0.0																																																																																																																																																																																																																																																																																																																																																			
22	0.0	0.0	0.0	0.0	0.0	0.0	0.0	0.0	0.0	0.0	0.0	0.0	0.0																																																																																																																																																																																																																																																																																																																																																			
23	0.0	0.0	0.0	0.0	0.0	0.0	0.0	0.0	0.0	0.0	0.0	0.0	0.0																																																																																																																																																																																																																																																																																																																																																			
c. Maximum 24 hr profile of generation MWh (AC) for each month during the first calendar year	<table border="1" style="width: 100%; border-collapse: collapse; text-align: center;"> <thead> <tr> <th>Hour</th> <th>Jan</th> <th>Feb</th> <th>Mar</th> <th>Apr</th> <th>May</th> <th>Jun</th> <th>Jul</th> <th>Aug</th> <th>Sep</th> <th>Oct</th> <th>Nov</th> <th>Dec</th> <th>Annual</th> </tr> </thead> <tbody> <tr><td>0</td><td>0.0</td><td>0.0</td><td>0.0</td><td>0.0</td><td>0.0</td><td>0.0</td><td>0.0</td><td>0.0</td><td>0.0</td><td>0.0</td><td>0.0</td><td>0.0</td><td>0.0</td></tr> <tr><td>1</td><td>0.0</td><td>0.0</td><td>0.0</td><td>0.0</td><td>0.0</td><td>0.0</td><td>0.0</td><td>0.0</td><td>0.0</td><td>0.0</td><td>0.0</td><td>0.0</td><td>0.0</td></tr> <tr><td>2</td><td>0.0</td><td>0.0</td><td>0.0</td><td>0.0</td><td>0.0</td><td>0.0</td><td>0.0</td><td>0.0</td><td>0.0</td><td>0.0</td><td>0.0</td><td>0.0</td><td>0.0</td></tr> <tr><td>3</td><td>0.0</td><td>0.0</td><td>0.0</td><td>0.0</td><td>0.0</td><td>0.0</td><td>0.0</td><td>0.0</td><td>0.0</td><td>0.0</td><td>0.0</td><td>0.0</td><td>0.0</td></tr> <tr><td>4</td><td>0.0</td><td>0.0</td><td>0.0</td><td>0.0</td><td>0.1</td><td>0.1</td><td>0.0</td><td>0.0</td><td>0.0</td><td>0.0</td><td>0.0</td><td>0.0</td><td>0.2</td></tr> <tr><td>5</td><td>0.0</td><td>0.0</td><td>0.0</td><td>0.5</td><td>2.6</td><td>3.3</td><td>2.7</td><td>0.9</td><td>0.0</td><td>0.0</td><td>0.0</td><td>0.0</td><td>10.1</td></tr> <tr><td>6</td><td>0.0</td><td>0.0</td><td>1.2</td><td>7.4</td><td>14.3</td><td>14.5</td><td>15.0</td><td>9.8</td><td>4.7</td><td>0.7</td><td>0.0</td><td>0.0</td><td>87.5</td></tr> <tr><td>7</td><td>0.0</td><td>2.7</td><td>12.5</td><td>24.1</td><td>31.1</td><td>29.2</td><td>35.1</td><td>30.0</td><td>22.5</td><td>10.7</td><td>2.8</td><td>0.0</td><td>206.7</td></tr> <tr><td>8</td><td>5.5</td><td>13.5</td><td>29.5</td><td>40.8</td><td>45.3</td><td>44.3</td><td>54.4</td><td>52.2</td><td>41.5</td><td>27.7</td><td>12.9</td><td>5.9</td><td>374.3</td></tr> <tr><td>9</td><td>20.1</td><td>25.3</td><td>42.3</td><td>53.2</td><td>62.3</td><td>56.7</td><td>71.3</td><td>70.4</td><td>56.8</td><td>41.8</td><td>24.9</td><td>16.8</td><td>543.7</td></tr> <tr><td>10</td><td>29.0</td><td>34.0</td><td>48.2</td><td>57.5</td><td>70.1</td><td>66.0</td><td>76.7</td><td>80.0</td><td>67.1</td><td>50.6</td><td>32.3</td><td>24.1</td><td>635.7</td></tr> <tr><td>11</td><td>32.3</td><td>39.7</td><td>54.6</td><td>58.4</td><td>69.0</td><td>70.6</td><td>77.9</td><td>81.2</td><td>69.0</td><td>58.3</td><td>31.5</td><td>28.6</td><td>671.0</td></tr> <tr><td>12</td><td>29.2</td><td>42.8</td><td>56.7</td><td>59.9</td><td>68.6</td><td>69.2</td><td>79.7</td><td>80.1</td><td>71.1</td><td>59.9</td><td>30.1</td><td>26.7</td><td>675.8</td></tr> <tr><td>13</td><td>26.3</td><td>39.6</td><td>50.9</td><td>54.3</td><td>65.7</td><td>66.8</td><td>77.8</td><td>79.7</td><td>70.7</td><td>57.1</td><td>24.0</td><td>24.0</td><td>648.8</td></tr> <tr><td>14</td><td>24.0</td><td>30.8</td><td>44.3</td><td>43.0</td><td>60.6</td><td>66.1</td><td>76.6</td><td>78.4</td><td>63.0</td><td>39.4</td><td>27.5</td><td>18.2</td><td>587.0</td></tr> <tr><td>15</td><td>13.4</td><td>20.5</td><td>30.5</td><td>40.8</td><td>52.8</td><td>58.2</td><td>66.7</td><td>58.0</td><td>49.4</td><td>28.1</td><td>14.1</td><td>8.0</td><td>452.0</td></tr> <tr><td>16</td><td>4.4</td><td>7.0</td><td>12.9</td><td>16.1</td><td>20.8</td><td>24.9</td><td>29.4</td><td>29.8</td><td>20.3</td><td>11.4</td><td>4.3</td><td>0.3</td><td>279.3</td></tr> <tr><td>17</td><td>0.0</td><td>1.3</td><td>7.6</td><td>14.4</td><td>18.9</td><td>24.3</td><td>27.6</td><td>19.1</td><td>8.5</td><td>1.0</td><td>0.0</td><td>0.0</td><td>122.8</td></tr> <tr><td>18</td><td>0.0</td><td>0.0</td><td>0.2</td><td>1.8</td><td>3.4</td><td>7.8</td><td>7.8</td><td>3.5</td><td>0.0</td><td>0.0</td><td>0.0</td><td>0.0</td><td>26.5</td></tr> <tr><td>19</td><td>0.0</td><td>0.0</td><td>0.0</td><td>0.0</td><td>0.5</td><td>1.4</td><td>1.2</td><td>0.1</td><td>0.0</td><td>0.0</td><td>0.0</td><td>0.0</td><td>3.2</td></tr> <tr><td>20</td><td>0.0</td><td>0.0</td><td>0.0</td><td>0.0</td><td>0.0</td><td>0.0</td><td>0.0</td><td>0.0</td><td>0.0</td><td>0.0</td><td>0.0</td><td>0.0</td><td>0.0</td></tr> <tr><td>21</td><td>0.0</td><td>0.0</td><td>0.0</td><td>0.0</td><td>0.0</td><td>0.0</td><td>0.0</td><td>0.0</td><td>0.0</td><td>0.0</td><td>0.0</td><td>0.0</td><td>0.0</td></tr> <tr><td>22</td><td>0.0</td><td>0.0</td><td>0.0</td><td>0.0</td><td>0.0</td><td>0.0</td><td>0.0</td><td>0.0</td><td>0.0</td><td>0.0</td><td>0.0</td><td>0.0</td><td>0.0</td></tr> <tr><td>23</td><td>0.0</td><td>0.0</td><td>0.0</td><td>0.0</td><td>0.0</td><td>0.0</td><td>0.0</td><td>0.0</td><td>0.0</td><td>0.0</td><td>0.0</td><td>0.0</td><td>0.0</td></tr> </tbody> </table>		Hour	Jan	Feb	Mar	Apr	May	Jun	Jul	Aug	Sep	Oct	Nov	Dec	Annual	0	0.0	0.0	0.0	0.0	0.0	0.0	0.0	0.0	0.0	0.0	0.0	0.0	0.0	1	0.0	0.0	0.0	0.0	0.0	0.0	0.0	0.0	0.0	0.0	0.0	0.0	0.0	2	0.0	0.0	0.0	0.0	0.0	0.0	0.0	0.0	0.0	0.0	0.0	0.0	0.0	3	0.0	0.0	0.0	0.0	0.0	0.0	0.0	0.0	0.0	0.0	0.0	0.0	0.0	4	0.0	0.0	0.0	0.0	0.1	0.1	0.0	0.0	0.0	0.0	0.0	0.0	0.2	5	0.0	0.0	0.0	0.5	2.6	3.3	2.7	0.9	0.0	0.0	0.0	0.0	10.1	6	0.0	0.0	1.2	7.4	14.3	14.5	15.0	9.8	4.7	0.7	0.0	0.0	87.5	7	0.0	2.7	12.5	24.1	31.1	29.2	35.1	30.0	22.5	10.7	2.8	0.0	206.7	8	5.5	13.5	29.5	40.8	45.3	44.3	54.4	52.2	41.5	27.7	12.9	5.9	374.3	9	20.1	25.3	42.3	53.2	62.3	56.7	71.3	70.4	56.8	41.8	24.9	16.8	543.7	10	29.0	34.0	48.2	57.5	70.1	66.0	76.7	80.0	67.1	50.6	32.3	24.1	635.7	11	32.3	39.7	54.6	58.4	69.0	70.6	77.9	81.2	69.0	58.3	31.5	28.6	671.0	12	29.2	42.8	56.7	59.9	68.6	69.2	79.7	80.1	71.1	59.9	30.1	26.7	675.8	13	26.3	39.6	50.9	54.3	65.7	66.8	77.8	79.7	70.7	57.1	24.0	24.0	648.8	14	24.0	30.8	44.3	43.0	60.6	66.1	76.6	78.4	63.0	39.4	27.5	18.2	587.0	15	13.4	20.5	30.5	40.8	52.8	58.2	66.7	58.0	49.4	28.1	14.1	8.0	452.0	16	4.4	7.0	12.9	16.1	20.8	24.9	29.4	29.8	20.3	11.4	4.3	0.3	279.3	17	0.0	1.3	7.6	14.4	18.9	24.3	27.6	19.1	8.5	1.0	0.0	0.0	122.8	18	0.0	0.0	0.2	1.8	3.4	7.8	7.8	3.5	0.0	0.0	0.0	0.0	26.5	19	0.0	0.0	0.0	0.0	0.5	1.4	1.2	0.1	0.0	0.0	0.0	0.0	3.2	20	0.0	0.0	0.0	0.0	0.0	0.0	0.0	0.0	0.0	0.0	0.0	0.0	0.0	21	0.0	0.0	0.0	0.0	0.0	0.0	0.0	0.0	0.0	0.0	0.0	0.0	0.0	22	0.0	0.0	0.0	0.0	0.0	0.0	0.0	0.0	0.0	0.0	0.0	0.0	0.0	23	0.0	0.0	0.0	0.0	0.0	0.0	0.0	0.0	0.0	0.0	0.0	0.0	0.0
Hour	Jan	Feb	Mar	Apr	May	Jun	Jul	Aug	Sep	Oct	Nov	Dec	Annual																																																																																																																																																																																																																																																																																																																																																			
0	0.0	0.0	0.0	0.0	0.0	0.0	0.0	0.0	0.0	0.0	0.0	0.0	0.0																																																																																																																																																																																																																																																																																																																																																			
1	0.0	0.0	0.0	0.0	0.0	0.0	0.0	0.0	0.0	0.0	0.0	0.0	0.0																																																																																																																																																																																																																																																																																																																																																			
2	0.0	0.0	0.0	0.0	0.0	0.0	0.0	0.0	0.0	0.0	0.0	0.0	0.0																																																																																																																																																																																																																																																																																																																																																			
3	0.0	0.0	0.0	0.0	0.0	0.0	0.0	0.0	0.0	0.0	0.0	0.0	0.0																																																																																																																																																																																																																																																																																																																																																			
4	0.0	0.0	0.0	0.0	0.1	0.1	0.0	0.0	0.0	0.0	0.0	0.0	0.2																																																																																																																																																																																																																																																																																																																																																			
5	0.0	0.0	0.0	0.5	2.6	3.3	2.7	0.9	0.0	0.0	0.0	0.0	10.1																																																																																																																																																																																																																																																																																																																																																			
6	0.0	0.0	1.2	7.4	14.3	14.5	15.0	9.8	4.7	0.7	0.0	0.0	87.5																																																																																																																																																																																																																																																																																																																																																			
7	0.0	2.7	12.5	24.1	31.1	29.2	35.1	30.0	22.5	10.7	2.8	0.0	206.7																																																																																																																																																																																																																																																																																																																																																			
8	5.5	13.5	29.5	40.8	45.3	44.3	54.4	52.2	41.5	27.7	12.9	5.9	374.3																																																																																																																																																																																																																																																																																																																																																			
9	20.1	25.3	42.3	53.2	62.3	56.7	71.3	70.4	56.8	41.8	24.9	16.8	543.7																																																																																																																																																																																																																																																																																																																																																			
10	29.0	34.0	48.2	57.5	70.1	66.0	76.7	80.0	67.1	50.6	32.3	24.1	635.7																																																																																																																																																																																																																																																																																																																																																			
11	32.3	39.7	54.6	58.4	69.0	70.6	77.9	81.2	69.0	58.3	31.5	28.6	671.0																																																																																																																																																																																																																																																																																																																																																			
12	29.2	42.8	56.7	59.9	68.6	69.2	79.7	80.1	71.1	59.9	30.1	26.7	675.8																																																																																																																																																																																																																																																																																																																																																			
13	26.3	39.6	50.9	54.3	65.7	66.8	77.8	79.7	70.7	57.1	24.0	24.0	648.8																																																																																																																																																																																																																																																																																																																																																			
14	24.0	30.8	44.3	43.0	60.6	66.1	76.6	78.4	63.0	39.4	27.5	18.2	587.0																																																																																																																																																																																																																																																																																																																																																			
15	13.4	20.5	30.5	40.8	52.8	58.2	66.7	58.0	49.4	28.1	14.1	8.0	452.0																																																																																																																																																																																																																																																																																																																																																			
16	4.4	7.0	12.9	16.1	20.8	24.9	29.4	29.8	20.3	11.4	4.3	0.3	279.3																																																																																																																																																																																																																																																																																																																																																			
17	0.0	1.3	7.6	14.4	18.9	24.3	27.6	19.1	8.5	1.0	0.0	0.0	122.8																																																																																																																																																																																																																																																																																																																																																			
18	0.0	0.0	0.2	1.8	3.4	7.8	7.8	3.5	0.0	0.0	0.0	0.0	26.5																																																																																																																																																																																																																																																																																																																																																			
19	0.0	0.0	0.0	0.0	0.5	1.4	1.2	0.1	0.0	0.0	0.0	0.0	3.2																																																																																																																																																																																																																																																																																																																																																			
20	0.0	0.0	0.0	0.0	0.0	0.0	0.0	0.0	0.0	0.0	0.0	0.0	0.0																																																																																																																																																																																																																																																																																																																																																			
21	0.0	0.0	0.0	0.0	0.0	0.0	0.0	0.0	0.0	0.0	0.0	0.0	0.0																																																																																																																																																																																																																																																																																																																																																			
22	0.0	0.0	0.0	0.0	0.0	0.0	0.0	0.0	0.0	0.0	0.0	0.0	0.0																																																																																																																																																																																																																																																																																																																																																			
23	0.0	0.0	0.0	0.0	0.0	0.0	0.0	0.0	0.0	0.0	0.0	0.0	0.0																																																																																																																																																																																																																																																																																																																																																			
d. Maximum annual output (monthly MWh detail)	<table border="1" style="width: 100%; border-collapse: collapse; text-align: center;"> <thead> <tr> <th>Month (MWh)</th> <th>January</th> <th>February</th> <th>March</th> <th>April</th> <th>May</th> <th>June</th> <th>July</th> <th>August</th> <th>September</th> <th>October</th> <th>November</th> <th>December</th> </tr> </thead> <tbody> <tr> <td></td> <td>189.8</td> <td>269.0</td> <td>420.7</td> <td>545.4</td> <td>626.6</td> <td>646.1</td> <td>705.5</td> <td>702.1</td> <td>574.2</td> <td>391.8</td> <td>216.5</td> <td>100.2</td> </tr> </tbody> </table>		Month (MWh)	January	February	March	April	May	June	July	August	September	October	November	December		189.8	269.0	420.7	545.4	626.6	646.1	705.5	702.1	574.2	391.8	216.5	100.2																																																																																																																																																																																																																																																																																																																																				
Month (MWh)	January	February	March	April	May	June	July	August	September	October	November	December																																																																																																																																																																																																																																																																																																																																																				
	189.8	269.0	420.7	545.4	626.6	646.1	705.5	702.1	574.2	391.8	216.5	100.2																																																																																																																																																																																																																																																																																																																																																				
e. Loss Diagram	<p>Loss diagram over the whole year</p>																																																																																																																																																																																																																																																																																																																																																															

Schedule 201 Standard Renewable In-System Variable Power Purchase Agreement Form Effective August 12, 2016

Solar Facility Characteristics:		Note: This information is considered representative design information which is to be updated at the time of project construction and is subject to design finalization.											
1. Generation													
a. PPA/PPA for equivalent simulation results detail, including but not limited to: i. Annual MWh (AC) for the first calendar year of commercial operation ii. Annual degradation factor iii. Average 24-hr profile of generation MWh (AC) for each month during the first calendar year		3,838,836 0.0%											
b. Expected Solar Capacity Factor													
c. Maximum annual output (Monthly MWh (dc,all))													
d. Loss Diagram													
e. Description of Modules: i. Module type ii. # of modules iii. Max power voltage iv. Max power current v. No. systems voltage vi. Total DC system size		330 WWP Modules (or equivalent) 10200 36.4 8.52 44.9 3,102,000 W DC											
f. Description of Inverters: i. Rating ii. Type (Fixed DC, single-axis tracking, or dual-axis tracking, etc.) iii. No. of inverters iv. Array(s) (Panel - south facing)		100 100 100 100											
g. Description of Transformers: i. # of transformers ii. Model iii. Maximum Power (kW) iv. Operating Voltage (kV) v. Max. Output Current (A) vi. Rated DC Voltage vii. Rated DC Current viii. Maximum Output (kW) ix. Facility AC Capacity Rating x. Inverter loading ratio xi. Facility AC rating		Huawei SUN2000-20KTL-05 25 kW 600 33A 300V 75A @ 800VDC 25 kW 2,000 kW 140%											
h. Description of Wiring, Communications, and Metering		Copper Power Systems 120V 60Hz Wye-ground											
i. Description of status sensor requirements		Up to 20 MW of station load for interconnection communications and control equipment											
j. Description of intertie of interconnection and transmission plan		Interconnection to 120V utility distribution network. Interconnection timeline dependent of utility study and applicable intertie											
k. Transmission Service Request Number, Interconnection Queue number, and System Impact/Interconnection study documentation		Interconnection application submitted. Feasibility Study in process with DEP post.											

Draft - NOT FOR EXECUTION

Schedule 201
 Standard Renewable In-System Variable Power Purchase Agreement
 Form Effective August 12, 2016

Click to add header



Prepared by: Jesse Phillips
 Simulation Date: 02-28-17
 Project Variant: 0

**Leatherback
 12x24 Table - Production**



12x24 - Production [kWh]

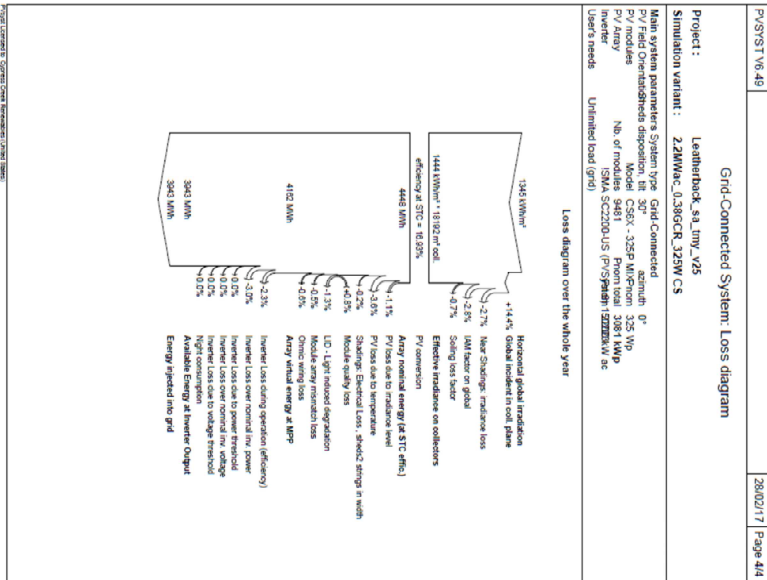
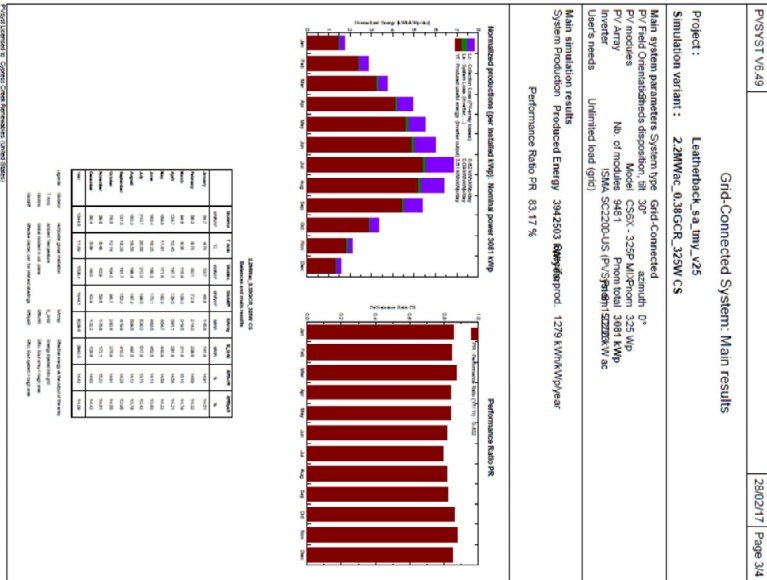
Hour	Jan	Feb	Mar	Apr	May	Jun	Jul	Aug	Sep	Oct	Nov	Dec	Annual
0	0.0	0.0	0.0	0.0	0.0	0.0	0.0	0.0	0.0	0.0	0.0	0.0	0.0
1	0.0	0.0	0.0	0.0	0.0	0.0	0.0	0.0	0.0	0.0	0.0	0.0	0.0
2	0.0	0.0	0.0	0.0	0.0	0.0	0.0	0.0	0.0	0.0	0.0	0.0	0.0
3	0.0	0.0	0.0	0.0	0.0	0.0	0.0	0.0	0.0	0.0	0.0	0.0	0.0
4	0.0	0.0	0.0	0.0	73.1	96.5	31.9	0.0	0.0	0.0	0.0	0.0	201.5
5	0.0	0.0	0.0	440.3	1,912.3	2,191.7	2,094.2	777.7	23.4	0.0	0.0	0.0	7,429.6
6	0.0	0.0	947.3	5,289.3	8,706.7	8,210.5	8,504.8	5,930.4	3,385.7	1,160.8	0.0	0.0	42,135.5
7	14.3	2,327.5	8,648.8	18,278.1	20,659.8	18,735.0	22,148.3	19,688.7	15,407.3	8,675.0	2,197.2	16.6	136,796.6
8	5,083.0	10,937.9	19,867.8	31,016.4	33,154.0	30,684.3	37,032.6	35,010.4	29,501.6	18,131.8	9,365.3	5,196.8	264,981.9
9	14,470.5	19,900.8	31,078.5	37,298.1	45,213.0	40,635.3	48,315.2	47,779.6	40,001.1	24,997.0	20,202.0	12,538.2	382,429.3
10	17,560.8	25,090.8	37,390.1	41,179.2	46,955.0	47,346.3	54,353.3	54,354.9	46,464.3	33,075.5	25,402.1	18,293.3	447,475.6
11	20,223.4	26,650.7	41,253.0	44,580.8	46,414.2	50,473.2	56,578.0	55,066.7	50,696.6	39,740.9	28,425.6	22,059.0	482,162.1
12	23,348.0	28,189.2	42,044.1	44,917.4	50,586.1	51,010.7	56,995.6	56,674.0	52,591.2	41,395.4	28,586.4	22,141.2	493,479.1
13	22,592.8	30,223.7	37,553.5	43,463.6	51,837.0	50,721.9	58,369.9	57,996.9	51,770.4	38,021.7	23,707.5	20,745.6	487,004.6
14	19,185.3	27,275.5	33,214.7	40,491.7	47,206.3	47,886.5	56,487.8	55,416.1	46,103.4	30,959.5	18,237.8	16,227.8	438,752.3
15	11,583.6	19,584.0	26,548.8	31,637.8	35,728.0	40,252.4	45,283.0	45,393.2	34,720.5	21,057.3	8,906.2	7,048.0	327,767.9
16	3,454.7	10,290.7	17,154.4	20,667.1	24,630.1	29,120.0	32,360.8	31,462.9	20,411.1	8,900.4	1,606.8	348.5	200,407.4
17	0.0	1,654.2	6,267.0	9,217.0	12,954.2	15,605.4	17,371.8	14,166.6	6,029.0	1,152.1	0.0	0.0	84,417.3
18	0.0	0.0	163.7	1,314.4	3,439.0	4,109.1	4,442.3	1,964.0	254.4	0.0	0.0	0.0	15,686.8
19	0.0	0.0	0.0	0.0	473.5	1,105.1	1,021.2	109.3	0.0	0.0	0.0	0.0	2,709.1
20	0.0	0.0	0.0	0.0	0.0	0.0	0.0	0.0	0.0	0.0	0.0	0.0	0.0
21	0.0	0.0	0.0	0.0	0.0	0.0	0.0	0.0	0.0	0.0	0.0	0.0	0.0
22	0.0	0.0	0.0	0.0	0.0	0.0	0.0	0.0	0.0	0.0	0.0	0.0	0.0
23	0.0	0.0	0.0	0.0	0.0	0.0	0.0	0.0	0.0	0.0	0.0	0.0	0.0

Draft - NOT FOR

Schedule 201
Standard Renewable In-System Variable Power Purchase Agreement
Form Effective August 12, 2016

PV/SYST V.6.49	Grid-Connected System: Simulation parameters	28/02/17	Page 1/4																								
<p>Project : Leatherback_s4_jmy_v25 Country: United States</p> <p>Latitude: 45.15° N Longitude: 122.55° W</p> <p>Time defined as: Legal Time Time zone UT-8:shdude: 53 m</p> <p>Albedo: 0.20</p> <p>Simulation variant : 22MMWAc_0.38GCR_325W_CS Model: NSRD - TM13 - TM1</p> <p style="text-align: right;">Simulation date: 28/02/17 10:51</p>																											
<p>Simulation parameters</p> <p>Collector Plane Orientation Tilt: 30° Azimuth: 0°</p> <p>19 Shields Pitch: 10.8 m Collector width: 3.55 m</p> <p>Inclined band Top: 0.00 m Bottom: 0.00 m</p> <p>Shading limit angle Gamma: 14.98 Occupation Ratio: 36.6 %</p> <p>Shading electrical effect Cell area: 18192 m² Strings in width: 2</p> <p>Models used Transition: Perez Diffuse: imported</p> <p>Horizon Free Horizon</p> <p>New Shading: Electrical effect</p>																											
<p>PV Array Characteristics</p> <p>St-ppv Model: CSK - 325P MMX</p> <p>Original P/yr/dt/delta: Canadian Solar Inc.</p> <p>Number of PV modules: 19 modules In parallel: 489 strings</p> <p>Total number of PV modules: 3481 Unit Nom. Power: 325 Wp</p> <p>Array global power: Nominal (STC): 3081 Operating cond.: 2953 MWp (SPC)</p> <p>Array operating characteristics (90 Wp) 1 mpp: 4396 A</p> <p>Module area: 18192 m² Cell area: 18615 m²</p> <p>Inverter Model: ISMA S-C200-US P/SYST: 61150223</p> <p>Custom parameters: Manufacturer: SZA</p> <p>Characteristics Operating Voltage: 570-580V/ Nom. Power: 2200 kWac</p> <p>Inverter pack No. of Inverters: 1 Units Total Power: 2200 kWac</p>																											
<p>PV Array loss factors</p> <table border="1" style="width: 100%; border-collapse: collapse; text-align: center;"> <thead> <tr> <th>Jan</th><th>Feb</th><th>Mar</th><th>Apr</th><th>May</th><th>Jun</th><th>Jul</th><th>Aug</th><th>Sep</th><th>Oct</th><th>Nov</th><th>Dec</th> </tr> </thead> <tbody> <tr> <td>22%</td><td>32%</td><td>31%</td><td>31%</td><td>33%</td><td>39%</td><td>41%</td><td>42%</td><td>41%</td><td>37%</td><td>31%</td><td>22%</td> </tr> </tbody> </table> <p>Array Soiling Losses</p> <p>Thermal load factor Uc (cond): 25.0 W/m²K Uv (wind): 1.2 W/m²K/m/s</p> <p>Winging Ohmic Loss Global array/rev.: 1.6 mOhms/loss Fraction: 1.0 % at STC</p>				Jan	Feb	Mar	Apr	May	Jun	Jul	Aug	Sep	Oct	Nov	Dec	22%	32%	31%	31%	33%	39%	41%	42%	41%	37%	31%	22%
Jan	Feb	Mar	Apr	May	Jun	Jul	Aug	Sep	Oct	Nov	Dec																
22%	32%	31%	31%	33%	39%	41%	42%	41%	37%	31%	22%																

PV/SYST V.6.49	Grid-Connected System: Simulation parameters (continued)	28/02/17	Page 2/4
<p>LD - Light induced Degradation</p> <p>Loss Fraction: 1.3 %</p> <p>Module Manufacturer: Loss Fraction: 0.5 % at MPP</p> <p>Incidence effect: ASHRAE parameter: no effect on Param.: 0.05</p> <p>Users' needs : Unlimited load (grid)</p>			



Leatherback Solar, LLC

14850 Manning Road Northeast, Woodburn, OR 97071
Proposed Point of Interconnection: 45°8'17.27"N, 122°56'1.17"W



Draft - NOT FOR

EXHIBIT B
REQUIRED FACILITY DOCUMENTS

Sellers Generation Interconnection Agreement
All required transmission Agreements
All required environmental permits
All required agreement to record Renewable Energy

Certificates

Required site control documents
FERC Self-Certification and acceptance
Any Conditional Use Permits
Any Access Permit
Construction Permits
Water quality permits

Draft - NOT FOR EXECUTION

EXHIBIT C START-UP TESTING

Required start-up test are those checks and tests necessary to determine that all features and equipment, systems, and subsystems have been properly designed, manufactured, installed and adjusted, function properly, and are capable of operating simultaneously in such condition that the Facility is capable of continuous delivery into BPA/EIM/PGE's electrical system for delivery on to PGE, which may include but are not limited to (as applicable) the following that the buyer shall elaborate on.

1. Safety plan during startup and commissioning (including the expected number of individuals covered)
2. Review of all QA/QC testing
3. Confirm testing and energizing inverters in conformance with manufacturer's Recommended procedures; note operating voltages; and confirm inverter is performing as expected
4. Energizing transformers
5. Under full sun conditions, and after at least 15 minutes of operation, taking and recording PV Plant operating data—such as but not limited to MWDC, MWAC, VDC, VAC, IDC, IAC, Solar Radiation, etc.
6. Testing the system control and monitoring system to verify that it is performing correctly
7. Testing the Plant metering and protective relaying to verify they meet utility requirements
8. Documentation of successful startup and commissioning procedure
9. Written notification submitted by Contractor to Owner that the completion of Acceptance Testing and Commissioning has occurred
10. Testing to meet the requirements of Section 1.5.3.

EXHIBIT D
SCHEDULE

Draft - NOT FOR EXECUTION

**SCHEDULE 201
QUALIFYING FACILITY 10 MW or LESS
AVOIDED COST POWER PURCHASE INFORMATION**

PURPOSE

To provide information about Standard Avoided Costs and Renewable Avoided Costs, Standard Power Purchase Agreements (PPA) and Negotiated PPAs, power purchase prices and price options for power delivered by a Qualifying Facility (QF) to the Company with nameplate capacity of 10,000 kW (10MW) or less.

AVAILABLE

To owners of QFs making sales of electricity to the Company in the State of Oregon (Seller).

APPLICABLE

For power purchased from small power production or cogeneration facilities that are QFs as defined in 18 Code of Federal Regulations (CFR) Section 292, that meet the eligibility requirements described herein and where the energy is delivered to the Company's system and made available for Company purchase pursuant to a Standard PPA.

ESTABLISHING CREDITWORTHINESS

The Seller must establish creditworthiness prior to service under this schedule. For a Standard PPA, a Seller may establish creditworthiness with a written acknowledgment that it is current on all existing debt obligations and that it was not a debtor in a bankruptcy proceeding within the preceding 24 months. If the Seller is not able to establish creditworthiness, the Seller must provide security deemed sufficient by the Company as set forth in the Standard PPA.

POWER PURCHASE INFORMATION

A Seller may call the Power Production Coordinator at (503) 464-8000 to obtain more information about being a Seller or how to apply for service under this schedule.

PPA

In accordance with terms set forth in this schedule and the Commission's Rules as applicable, the Company will purchase any Energy in excess of station service (power necessary to produce generation) and amounts attributable to conversion losses, which are made available from the Seller.

A Seller must execute a PPA with the Company prior to delivery of power to the Company. The agreement will have a term of up to 20 years as selected by the QF.

A QF with a nameplate capacity rating of 10 MW or less as defined herein may elect the option of a Standard PPA.

SCHEDULE 201 (Continued)

PPA (Continued)

Any Seller may elect to negotiate a PPA with the Company. Such negotiation will comply with the requirements of the Federal Energy Regulatory Commission (FERC), and the Commission including the guidelines in Order No. 07-360, and Schedule 202. Negotiations for power purchase pricing will be based on either the filed Standard Avoided Costs or Renewable Avoided Costs in effect at that time.

STANDARD PPA (Nameplate capacity of 10 MW or less)

A Seller choosing a Standard PPA will complete all informational and price option selection requirements in the applicable Standard PPA and submit the executed Agreement to the Company prior to service under this schedule. The Standard PPA is available at www.portlandgeneral.com. The available Standard PPAs are:

- Standard In-System Non-Variable Power Purchase Agreement
- Standard Off-System Non-Variable Power Purchase Agreement
- Standard In-System Variable Power Purchase Agreement
- Standard Off-System Variable Power Purchase Agreement
- Standard Renewable In-System Non-Variable Power Purchase Agreement
- Standard Renewable Off-System Non-Variable Power Purchase Agreement
- Standard Renewable In-System Variable Power Purchase Agreement
- Standard Renewable Off-System Variable Power Purchase Agreement

The Standard PPAs applicable to variable resources are available only to QFs utilizing wind, solar or run of river hydro as the primary motive force.

GUIDELINES FOR 10 MW OR LESS FACILITIES ELECTING STANDARD PPA

To execute the Standard PPA the Seller must complete all of the general project information requested in the applicable Standard PPA.

When all information required in the Standard PPA has been received in writing from the Seller, the Company will respond within 15 business days with a draft Standard PPA.

The Seller may request in writing that the Company prepare a final draft Standard PPA. The Company will respond to this request within 15 business days. In connection with such request, the QF must provide the Company with any additional or clarified project information that the Company reasonably determines to be necessary for the preparation of a final draft Standard PPA.

When both parties are in full agreement as to all terms and conditions of the draft Standard PPA, the Company will prepare and forward to the Seller a final executable version of the agreement within 15 business days. Following the Company's execution, an executed copy will be returned to the Seller.

Prices and other terms and conditions in the PPA will not be final and binding until the Standard PPA has been executed by both parties.

SCHEDULE 201 (Continued)**OFF-SYSTEM PPA**

A Seller with a facility that interconnects with an electric system other than the Company's electric system may enter into a PPA with the Company after following the applicable Standard or Negotiated PPA guidelines and making the arrangements necessary for transmission of power to the Company's system.

BASIS FOR POWER PURCHASE PRICE**AVOIDED COST SUMMARY**

The power purchase prices are based on either the Company's Standard Avoided Costs or Renewable Avoided Costs in effect at the time the agreement is executed. Avoided Costs are defined in 18 CFR 292.101(6) as "the incremental costs to an electric utility of electric energy or capacity or both which, but for the purchase from the qualifying facility or qualifying facilities, such utility would generate itself or purchase from another source."

Monthly On-Peak prices are included in both the Standard Avoided Costs as listed in Tables 1a, 2a, and 3a and Renewable Avoided Costs as listed in Tables 4a, 5a, and 6a. Monthly Off-Peak prices are included in both the Standard Avoided Costs as listed in Tables 1b, 2b, and 3b and Renewable Avoided Costs as listed in Tables 4b, 5b, and 6b.

ON-PEAK PERIOD

The On-Peak period is 6:00 a.m. until 10:00 p.m., Monday through Saturday.

OFF-PEAK PERIOD

The Off-Peak period is 10:00 p.m. until 6:00 a.m., Monday through Saturday, and all day on Sunday.

Standard Avoided Costs are based on forward market price estimates through the Resource Sufficiency Period, the period of time during which the Company's Standard Avoided Costs are associated with incremental purchases of Energy and capacity from the market. For the Resource Deficiency Period, the Standard Avoided Costs reflect the fully allocated costs of a natural gas fueled combined cycle combustion turbine (CCCT) including fuel and capital costs. The CCCT Avoided Costs are based on the variable cost of Energy plus capitalized Energy costs at a 93% capacity factor based on a natural gas price forecast, with prices modified for shrinkage and transportation costs.

Renewable Avoided Costs are based on forward market price estimates through the Renewable Resource Sufficiency Period, the period of time during which the Company's Renewable Avoided Costs are associated with incremental purchases of energy and capacity from the market. For the Renewable Resource Deficiency Period, the Renewable Avoided Costs reflect the fully allocated costs of a wind plant including capital costs.

SCHEDULE 201 (Continued)**PRICING FOR STANDARD PPA**

Pricing represents the purchase price per MWh the Company will pay for electricity delivered to a Point of Delivery (POD) within the Company's service territory pursuant to a Standard PPA up to the nameplate rating of the QF in any hour. Any Energy delivered in excess of the nameplate rating will be purchased at the applicable Off-Peak Prices for the selected pricing option.

The Standard PPA pricing will be based on either the Standard or Renewable Avoided Costs in effect at the time the agreement is executed.

The Company will pay the Seller either the Off-Peak Standard Avoided Cost pursuant to Tables 1b, 2b, or 3b or the Off-Peak Renewable Avoided Costs pursuant to Tables 4b, 5b, or 6b for: (a) all Net Output delivered prior to the Commercial Operation Date; (b) all Net Output deliveries greater than Maximum Net Output in any PPA year; (c) any generation subject to and as adjusted by the provisions of Section 4.3 of the Standard PPA; (d) Net Output delivered in the Off-Peak Period; and (e) deliveries above the nameplate capacity in any hour. The Company will pay the Seller either the On-Peak Standard Avoided Cost pursuant to Tables 1a, 2a, or 3a or the On-Peak Renewable Avoided Costs pursuant to Tables 4a, 5a, or 6a for all other Net Output. (See the PPA for defined terms.)

1) Standard Fixed Price Option

The Standard Fixed Price Option is based on Standard Avoided Costs including forecasted natural gas prices. It is available to all QFs.

This option is available for a maximum term of 15 years. Prices will be as established at the time the Standard PPA is executed and will be equal to the Standard Avoided Costs in Tables 1a and 1b, 2a and 2b, or 3a and 3c, depending on the type of QF, effective at execution. QFs using any resource type other than wind and solar are assumed to be Base Load QFs.

Prices paid to the Seller under the Standard Fixed Price Option include adjustments for the capacity contribution of the QF resource type relative to that of the avoided proxy resource. Both the Base Load QF resources (Tables 1a and 1b) and the avoided proxy resource, the basis used to determine Standard Avoided Costs for the Standard Fixed Price Option, are assumed to have a capacity contribution to peak of 100%. The capacity contribution for Wind QF resources (Tables 2a and 2b) is assumed to be 5%. The capacity contribution for Solar QF resources (Tables 3a and 3b) is assumed to be 5%.

Prices paid to the Seller under the Standard Fixed Price Option for Wind QFs (Tables 2a and 2b) include a reduction for the wind integration costs in Table 7. However, if the Wind QF is outside of PGE's Balancing Authority Area as contemplated in the Commission's Order No. 14-058, the Seller is paid the wind integration charges in Table 7, in addition to the prices listed in Tables 2a and 2b, for a net-zero effect.

SCHEDULE 201 (Continued)

PRICING OPTIONS FOR STANDARD PPA (Continued)
Standard Fixed Price Option (Continued)

Sellers with PPAs exceeding 15 years will receive pricing equal to the Mid-C Index Price for all years up to five in excess of the initial 15.

SCHEDULE 201 (Continued)

PRICING OPTIONS FOR STANDARD PPA (Continued)
Standard Fixed Price Option (Continued)

TABLE 1a												
Avoided Costs												
Standard Fixed Price Option for Base Load QF												
On-Peak Forecast (\$/MWH)												
Year	Jan	Feb	Mar	Apr	May	Jun	Jul	Aug	Sep	Oct	Nov	Dec
2016	28.21	22.46	15.61	14.71	12.46	16.96	23.96	26.96	24.96	23.71	26.71	31.46
2017	29.96	28.21	24.71	20.96	19.46	20.46	27.96	30.96	29.46	27.71	28.71	33.71
2018	31.71	31.11	28.11	22.13	21.28	21.28	29.93	33.37	30.63	28.61	31.86	35.71
2019	33.94	31.95	27.97	23.70	22.00	23.13	31.67	35.08	33.37	31.38	32.52	38.21
2020	35.74	33.64	29.45	24.95	23.15	24.35	33.34	36.94	35.14	33.04	34.24	40.24
2021	67.43	67.34	65.41	64.69	64.41	64.50	64.61	64.73	64.84	65.48	68.60	68.72
2022	69.01	68.84	68.08	67.13	66.81	66.91	67.04	67.17	67.29	67.83	71.38	71.70
2023	71.95	71.76	70.39	69.19	69.07	69.18	69.31	69.45	69.58	70.12	73.56	73.70
2024	74.17	73.85	72.67	71.29	71.10	71.21	71.35	71.50	71.63	72.20	76.49	76.64
2025	77.19	77.30	75.84	74.88	75.02	75.14	75.30	75.47	75.62	75.80	82.57	82.89
2026	85.18	85.30	82.77	81.28	81.22	81.36	81.56	81.74	81.90	82.36	89.02	88.72
2027	86.85	86.76	85.14	83.12	82.89	83.03	83.00	83.32	83.46	83.97	91.39	91.15
2028	89.32	89.31	87.96	85.46	85.30	85.46	85.31	85.64	85.95	86.65	94.66	93.55
2029	94.06	93.99	91.23	88.74	87.97	88.15	87.71	88.06	88.61	89.34	98.37	98.11
2030	97.60	97.54	94.87	92.62	92.40	92.57	92.61	93.00	93.12	93.68	102.42	102.70
2031	99.56	99.50	96.78	94.48	94.26	94.43	94.47	94.87	94.99	95.56	104.47	104.76
2032	103.85	103.80	100.57	98.18	97.96	98.15	98.23	98.65	98.76	99.36	108.86	109.41
2033	106.56	106.51	103.17	100.72	100.50	100.69	100.78	101.21	101.32	101.93	111.67	112.26
2034	109.12	109.07	105.60	103.10	102.88	103.08	103.17	103.61	103.72	104.35	114.33	114.96
2035	111.55	111.51	107.91	105.35	105.12	105.33	105.43	105.89	105.99	106.63	116.87	117.54
2036	113.85	113.80	110.14	107.53	107.30	107.51	107.60	108.07	108.18	108.83	119.27	119.95
2037	116.50	116.45	112.72	110.06	109.82	110.04	110.14	110.61	110.73	111.39	122.03	122.73
2038	119.08	119.03	115.22	112.51	112.27	112.49	112.59	113.08	113.19	113.87	124.71	125.42
2039	121.47	121.42	117.54	114.77	114.53	114.75	114.85	115.35	115.47	116.15	127.21	127.93
2040	124.25	124.20	120.25	117.43	117.18	117.41	117.51	118.02	118.14	118.84	130.10	130.85
2041	126.72	126.67	122.64	119.76	119.51	119.74	119.85	120.36	120.49	121.20	132.68	133.44

SCHEDULE 201 (Continued)

PRICING OPTIONS FOR STANDARD PPA (Continued)
 Standard Fixed Price Option (Continued)

TABLE 1b												
Avoided Costs												
Standard Fixed Price Option for Base Load QF												
Off-Peak Forecast (\$/MWH)												
Year	Jan	Feb	Mar	Apr	May	Jun	Jul	Aug	Sep	Oct	Nov	Dec
2016	25.61	20.71	13.96	11.41	6.31	10.11	15.71	20.96	20.96	21.21	23.46	26.71
2017	25.71	24.21	22.21	15.71	13.71	12.71	19.71	25.21	25.46	24.71	25.71	27.96
2018	26.17	28.12	25.56	19.46	14.68	12.54	19.71	27.04	26.93	25.35	28.20	30.62
2019	29.84	28.09	25.75	18.15	15.81	14.64	22.83	29.26	29.55	28.67	29.84	32.47
2020	31.75	29.88	27.38	19.28	16.79	15.54	24.27	31.12	31.43	30.50	31.75	34.55
2021	28.88	28.79	26.86	26.15	25.87	25.95	26.07	26.19	26.30	26.94	30.06	30.18
2022	29.73	29.56	28.79	27.85	27.53	27.63	27.75	27.88	28.00	28.54	32.09	32.42
2023	31.78	31.59	30.21	29.01	28.90	29.00	29.14	29.27	29.40	29.95	33.38	33.52
2024	33.48	33.16	31.98	30.60	30.41	30.52	30.66	30.81	30.95	31.51	35.80	35.96
2025	35.58	35.69	34.24	33.27	33.42	33.53	33.70	33.86	34.01	34.19	40.97	41.28
2026	42.77	42.89	40.36	38.87	38.81	38.95	39.15	39.34	39.50	39.95	46.62	46.31
2027	43.63	43.54	41.91	39.89	39.66	39.80	39.77	40.09	40.24	40.74	48.16	47.92
2028	45.26	45.25	43.90	41.40	41.23	41.40	41.25	41.58	41.89	42.59	50.60	49.48
2029	49.15	49.08	46.32	43.83	43.06	43.24	42.80	43.15	43.70	44.43	53.46	53.20
2030	51.82	51.76	49.09	46.84	46.62	46.79	46.83	47.22	47.34	47.90	56.64	56.92
2031	52.90	52.84	50.11	47.82	47.59	47.77	47.81	48.21	48.33	48.90	57.81	58.10
2032	56.59	56.54	53.31	50.92	50.70	50.89	50.97	51.39	51.50	52.10	61.60	62.15
2033	58.08	58.03	54.69	52.24	52.02	52.21	52.30	52.73	52.84	53.45	63.19	63.78
2034	59.54	59.50	56.03	53.52	53.30	53.50	53.59	54.04	54.15	54.77	64.76	65.39
2035	61.18	61.14	57.54	54.98	54.75	54.96	55.06	55.52	55.62	56.26	66.50	67.17
2036	62.67	62.62	58.96	56.35	56.12	56.33	56.43	56.89	57.00	57.65	68.09	68.78
2037	64.17	64.12	60.39	57.73	57.49	57.71	57.80	58.28	58.39	59.06	69.69	70.39
2038	65.73	65.69	61.88	59.17	58.93	59.15	59.25	59.73	59.85	60.52	71.37	72.08
2039	67.09	67.04	63.16	60.40	60.15	60.38	60.48	60.98	61.09	61.78	72.83	73.56
2040	68.83	68.78	64.83	62.01	61.76	61.99	62.09	62.60	62.72	63.42	74.68	75.42
2041	70.23	70.17	66.14	63.27	63.02	63.25	63.36	63.87	63.99	64.71	76.19	76.95

SCHEDULE 201 (Continued)PRICING OPTIONS FOR STANDARD PPA (Continued)
Standard Fixed Price Option (Continued)

TABLE 2a												
Avoided Costs												
Standard Fixed Price Option for Wind QF												
On-Peak Forecast (\$/MWH)												
Year	Jan	Feb	Mar	Apr	May	Jun	Jul	Aug	Sep	Oct	Nov	Dec
2016	24.37	18.62	11.77	10.87	8.62	13.12	20.12	23.12	21.12	19.87	22.87	27.62
2017	26.05	24.30	20.80	17.05	15.55	16.55	24.05	27.05	25.55	23.80	24.80	29.80
2018	27.72	27.12	24.12	18.14	17.29	17.29	25.94	29.38	26.64	24.62	27.87	31.72
2019	29.87	27.88	23.90	19.63	17.93	19.06	27.60	31.01	29.30	27.31	28.45	34.14
2020	31.59	29.49	25.30	20.80	19.00	20.20	29.19	32.79	30.99	28.89	30.09	36.09
2021	30.68	30.59	28.66	27.94	27.66	27.75	27.87	27.99	28.10	28.74	31.86	31.98
2022	31.56	31.39	30.62	29.68	29.36	29.46	29.59	29.72	29.84	30.38	33.93	34.25
2023	33.67	33.48	32.11	30.91	30.79	30.90	31.03	31.17	31.30	31.84	35.28	35.42
2024	35.38	35.06	33.88	32.49	32.30	32.42	32.56	32.70	32.84	33.40	37.70	37.85
2025	37.53	37.64	36.18	35.22	35.36	35.48	35.64	35.81	35.96	36.14	42.91	43.23
2026	44.75	44.87	42.35	40.86	40.79	40.94	41.13	41.32	41.48	41.94	48.60	48.29
2027	45.65	45.56	43.93	41.91	41.68	41.82	41.79	42.12	42.26	42.76	50.18	49.94
2028	47.32	47.31	45.96	43.46	43.30	43.46	43.31	43.64	43.95	44.65	52.66	51.55
2029	51.25	51.18	48.43	45.94	45.16	45.34	44.90	45.25	45.80	46.53	55.57	55.30
2030	53.96	53.90	51.23	48.98	48.76	48.93	48.97	49.36	49.48	50.04	58.78	59.06
2031	55.08	55.02	52.29	50.00	49.77	49.95	49.99	50.38	50.51	51.08	59.99	60.28
2032	58.77	58.72	55.49	53.10	52.88	53.07	53.15	53.57	53.68	54.28	63.78	64.33
2033	60.35	60.30	56.96	54.51	54.29	54.49	54.57	55.00	55.11	55.72	65.46	66.05
2034	61.88	61.83	58.36	55.86	55.63	55.84	55.93	56.37	56.48	57.10	67.09	67.72
2035	63.54	63.49	59.90	57.34	57.11	57.32	57.42	57.87	57.98	58.62	68.86	69.53
2036	65.04	65.00	61.33	58.72	58.49	58.70	58.80	59.27	59.38	60.03	70.46	71.15
2037	66.61	66.57	62.83	60.17	59.93	60.15	60.25	60.73	60.84	61.50	72.14	72.84
2038	68.23	68.18	64.37	61.66	61.42	61.64	61.74	62.23	62.34	63.02	73.86	74.57
2039	69.64	69.59	65.71	62.94	62.70	62.92	63.03	63.52	63.64	64.33	75.38	76.11
2040	71.42	71.37	67.41	64.60	64.35	64.58	64.68	65.18	65.30	66.00	77.27	78.01
2041	72.87	72.82	68.79	65.92	65.66	65.90	66.00	66.52	66.64	67.35	78.84	79.59

SCHEDULE 201 (Continued)PRICING OPTIONS FOR STANDARD PPA (Continued)
Standard Fixed Price Option (Continued)

TABLE 2b												
Avoided Costs												
Standard Fixed Price Option for Wind QF												
Off-Peak Forecast (\$/MWH)												
Year	Jan	Feb	Mar	Apr	May	Jun	Jul	Aug	Sep	Oct	Nov	Dec
2016	21.77	16.87	10.12	7.57	2.47	6.27	11.87	17.12	17.12	17.37	19.62	22.87
2017	21.80	20.30	18.30	11.80	9.80	8.80	15.80	21.30	21.55	20.80	21.80	24.05
2018	22.18	24.13	21.57	15.47	10.69	8.55	15.72	23.05	22.94	21.36	24.21	26.63
2019	25.77	24.02	21.68	14.08	11.74	10.57	18.76	25.19	25.48	24.60	25.77	28.40
2020	27.60	25.73	23.23	15.13	12.64	11.39	20.12	26.97	27.28	26.35	27.60	30.40
2021	24.65	24.56	22.63	21.92	21.64	21.72	21.84	21.96	22.07	22.71	25.83	25.95
2022	25.42	25.25	24.48	23.54	23.22	23.32	23.44	23.57	23.69	24.23	27.78	28.11
2023	27.39	27.20	25.82	24.62	24.51	24.61	24.75	24.88	25.01	25.56	28.99	29.13
2024	29.01	28.69	27.51	26.13	25.94	26.05	26.19	26.34	26.48	27.04	31.33	31.49
2025	31.02	31.13	29.68	28.71	28.86	28.97	29.14	29.30	29.45	29.63	36.41	36.72
2026	38.12	38.24	35.71	34.22	34.16	34.30	34.50	34.69	34.85	35.30	41.97	41.66
2027	38.89	38.80	37.17	35.15	34.92	35.06	35.03	35.35	35.50	36.00	43.42	43.18
2028	40.43	40.42	39.07	36.57	36.40	36.57	36.42	36.75	37.06	37.76	45.77	44.65
2029	44.23	44.16	41.40	38.91	38.14	38.32	37.88	38.23	38.78	39.51	48.54	48.28
2030	46.80	46.74	44.07	41.82	41.60	41.77	41.81	42.20	42.32	42.88	51.62	51.90
2031	47.78	47.72	44.99	42.70	42.47	42.65	42.69	43.09	43.21	43.78	52.69	52.98
2032	51.38	51.33	48.10	45.71	45.49	45.68	45.76	46.18	46.29	46.89	56.39	56.94
2033	52.77	52.72	49.38	46.93	46.71	46.90	46.99	47.42	47.53	48.14	57.88	58.47
2034	54.12	54.08	50.61	48.10	47.88	48.08	48.17	48.62	48.73	49.35	59.34	59.97
2035	55.66	55.62	52.02	49.46	49.23	49.44	49.54	50.00	50.10	50.74	60.98	61.65
2036	57.04	56.99	53.33	50.72	50.49	50.70	50.80	51.26	51.37	52.02	62.46	63.15
2037	58.43	58.38	54.65	51.99	51.75	51.97	52.06	52.54	52.65	53.32	63.95	64.65
2038	59.88	59.84	56.03	53.32	53.08	53.30	53.40	53.88	54.00	54.67	65.52	66.23
2039	61.13	61.08	57.20	54.44	54.19	54.42	54.52	55.02	55.13	55.82	66.87	67.60
2040	62.75	62.70	58.75	55.93	55.68	55.91	56.01	56.52	56.64	57.34	68.60	69.34
2041	64.04	63.98	59.95	57.08	56.83	57.06	57.17	57.68	57.80	58.52	70.00	70.76

SCHEDULE 201 (Continued)PRICING OPTIONS FOR STANDARD PPA (Continued)
Standard Fixed Price Option (Continued)

TABLE 3a												
Avoided Costs												
Standard Fixed Price Option for Solar QF												
On-Peak Forecast (\$/MWH)												
Year	Jan	Feb	Mar	Apr	May	Jun	Jul	Aug	Sep	Oct	Nov	Dec
2016	28.21	22.46	15.61	14.71	12.46	16.96	23.96	26.96	24.96	23.71	26.71	31.46
2017	29.96	28.21	24.71	20.96	19.46	20.46	27.96	30.96	29.46	27.71	28.71	33.71
2018	31.71	31.11	28.11	22.13	21.28	21.28	29.93	33.37	30.63	28.61	31.86	35.71
2019	33.94	31.95	27.97	23.70	22.00	23.13	31.67	35.08	33.37	31.38	32.52	38.21
2020	35.74	33.64	29.45	24.95	23.15	24.35	33.34	36.94	35.14	33.04	34.24	40.24
2021	33.98	33.89	31.96	31.24	30.96	31.05	31.16	31.28	31.39	32.03	35.15	35.27
2022	34.92	34.75	33.98	33.04	32.72	32.82	32.94	33.08	33.20	33.74	37.28	37.61
2023	37.09	36.90	35.52	34.32	34.21	34.31	34.44	34.58	34.71	35.26	38.69	38.83
2024	38.86	38.54	37.36	35.98	35.79	35.90	36.04	36.19	36.32	36.88	41.18	41.33
2025	41.08	41.19	39.73	38.77	38.92	39.03	39.19	39.36	39.51	39.69	46.46	46.78
2026	48.37	48.49	45.97	44.48	44.42	44.56	44.75	44.94	45.10	45.56	52.22	51.91
2027	49.34	49.25	47.62	45.61	45.38	45.51	45.48	45.81	45.95	46.45	53.87	53.63
2028	51.08	51.07	49.72	47.22	47.06	47.22	47.07	47.40	47.72	48.41	56.42	55.31
2029	55.08	55.01	52.26	49.77	48.99	49.17	48.73	49.08	49.63	50.36	59.40	59.13
2030	57.87	57.81	55.14	52.89	52.67	52.84	52.88	53.27	53.39	53.95	62.69	62.97
2031	59.07	59.00	56.28	53.98	53.76	53.93	53.98	54.37	54.49	55.06	63.98	64.26
2032	62.83	62.78	59.56	57.16	56.94	57.13	57.21	57.64	57.75	58.34	67.85	68.39
2033	64.49	64.44	61.09	58.64	58.42	58.62	58.70	59.14	59.25	59.86	69.60	70.18
2034	66.10	66.05	62.58	60.08	59.85	60.05	60.14	60.59	60.70	61.32	71.31	71.94
2035	67.84	67.79	64.20	61.64	61.41	61.62	61.71	62.17	62.28	62.92	73.16	73.83
2036	69.43	69.38	65.72	63.11	62.88	63.09	63.19	63.66	63.77	64.42	74.85	75.54
2037	71.08	71.04	67.30	64.64	64.40	64.62	64.72	65.20	65.31	65.97	76.61	77.31
2038	72.78	72.73	68.93	66.22	65.98	66.20	66.30	66.78	66.90	67.57	78.42	79.13
2039	74.28	74.23	70.35	67.58	67.34	67.56	67.67	68.16	68.28	68.97	80.02	80.75
2040	76.15	76.10	72.15	69.33	69.08	69.31	69.42	69.92	70.04	70.74	82.01	82.75
2041	77.69	77.64	73.61	70.74	70.48	70.72	70.82	71.34	71.46	72.17	83.66	84.41

SCHEDULE 201 (Continued)PRICING OPTIONS FOR STANDARD PPA (Continued)
Standard Fixed Price Option (Continued)

TABLE 3b												
Avoided Costs												
Standard Fixed Price Option for Solar QF												
Off-Peak Forecast (\$/MWH)												
Year	Jan	Feb	Mar	Apr	May	Jun	Jul	Aug	Sep	Oct	Nov	Dec
2016	25.61	20.71	13.96	11.41	6.31	10.11	15.71	20.96	20.96	21.21	23.46	26.71
2017	25.71	24.21	22.21	15.71	13.71	12.71	19.71	25.21	25.46	24.71	25.71	27.96
2018	26.17	28.12	25.56	19.46	14.68	12.54	19.71	27.04	26.93	25.35	28.20	30.62
2019	29.84	28.09	25.75	18.15	15.81	14.64	22.83	29.26	29.55	28.67	29.84	32.47
2020	31.75	29.88	27.38	19.28	16.79	15.54	24.27	31.12	31.43	30.50	31.75	34.55
2021	28.88	28.79	26.86	26.15	25.87	25.95	26.07	26.19	26.30	26.94	30.06	30.18
2022	29.73	29.56	28.79	27.85	27.53	27.63	27.75	27.88	28.00	28.54	32.09	32.42
2023	31.78	31.59	30.21	29.01	28.90	29.00	29.14	29.27	29.40	29.95	33.38	33.52
2024	33.48	33.16	31.98	30.60	30.41	30.52	30.66	30.81	30.95	31.51	35.80	35.96
2025	35.58	35.69	34.24	33.27	33.42	33.53	33.70	33.86	34.01	34.19	40.97	41.28
2026	42.77	42.89	40.36	38.87	38.81	38.95	39.15	39.34	39.50	39.95	46.62	46.31
2027	43.63	43.54	41.91	39.89	39.66	39.80	39.77	40.09	40.24	40.74	48.16	47.92
2028	45.26	45.25	43.90	41.40	41.23	41.40	41.25	41.58	41.89	42.59	50.60	49.48
2029	49.15	49.08	46.32	43.83	43.06	43.24	42.80	43.15	43.70	44.43	53.46	53.20
2030	51.82	51.76	49.09	46.84	46.62	46.79	46.83	47.22	47.34	47.90	56.64	56.92
2031	52.90	52.84	50.11	47.82	47.59	47.77	47.81	48.21	48.33	48.90	57.81	58.10
2032	56.59	56.54	53.31	50.92	50.70	50.89	50.97	51.39	51.50	52.10	61.60	62.15
2033	58.08	58.03	54.69	52.24	52.02	52.21	52.30	52.73	52.84	53.45	63.19	63.78
2034	59.54	59.50	56.03	53.52	53.30	53.50	53.59	54.04	54.15	54.77	64.76	65.39
2035	61.18	61.14	57.54	54.98	54.75	54.96	55.06	55.52	55.62	56.26	66.50	67.17
2036	62.67	62.62	58.96	56.35	56.12	56.33	56.43	56.89	57.00	57.65	68.09	68.78
2037	64.17	64.12	60.39	57.73	57.49	57.71	57.80	58.28	58.39	59.06	69.69	70.39
2038	65.73	65.69	61.88	59.17	58.93	59.15	59.25	59.73	59.85	60.52	71.37	72.08
2039	67.09	67.04	63.16	60.40	60.15	60.38	60.48	60.98	61.09	61.78	72.83	73.56
2040	68.83	68.78	64.83	62.01	61.76	61.99	62.09	62.60	62.72	63.42	74.68	75.42
2041	70.23	70.17	66.14	63.27	63.02	63.25	63.36	63.87	63.99	64.71	76.19	76.95

SCHEDULE 201 (Continued)

PRICING OPTIONS FOR STANDARD PPA (Continued)

2) Renewable Fixed Price Option

The Renewable Fixed Price Option is based on Renewable Avoided Costs. It is available only to Renewable QFs that generate electricity from a renewable energy source that may be used by the Company to comply with the Oregon Renewable Portfolio Standard as set forth in ORS 469A.005 to 469A.210.

This option is available for a maximum term of 15 years. Prices will be as established at the time the Standard PPA is executed and will be equal to the Renewable Avoided Costs in Tables 4a and 4b, 5a and 5b, or 6a and 6b, depending on the type of QF, effective at execution. QFs using any resource type other than wind and solar are assumed to be Base Load QFs.

Sellers will retain all Environmental Attributes generated by the facility during the Renewable Resource Sufficiency Period. A Renewable QF choosing the Renewable Fixed Price Option must cede all RPS Attributes generated by the facility to the Company from the start of the Renewable Resource Deficiency Period through the remainder of the PPA term.

Prices paid to the Seller under the Renewable Fixed Price Option include adjustments for the capacity contribution of the QF resource type relative to that of the avoided proxy resource. Both Wind QF resources (Tables 5a and 5b) and the avoided proxy resource, the basis used to determine Renewable Avoided Costs for the Renewable Fixed Price Option, are assumed to have a capacity contribution to peak of 5%. The capacity contribution for Solar QF resources (Tables 6a and 6b) is assumed to be 5%. The capacity contribution for Base Load QF resources (Tables 4a and 4b) is assumed to be 100%.

The Renewable Avoided Costs during the Renewable Resource Deficiency Period reflect an increase for avoided wind integration costs, shown in Table 7.

Prices paid to the Seller under the Renewable Fixed Price Option for Wind QFs (Tables 5a and 5b) include a reduction for the wind integration costs in Table 7, which cancels out wind integration costs included in the Renewable Avoided Costs during the Renewable Resource Deficiency Period. However, if the Wind QF is outside of PGE's Balancing Authority Area as contemplated in the Commission's Order No. 14-058, the Seller is paid the wind integration charges in Table 7, in addition to the prices listed in Tables 5a and 5b.

Sellers with PPAs exceeding 15 years will receive pricing equal to the Mid-C Index Price for all years up to five in excess of the initial 15.

SCHEDULE 201 (Continued)PRICING OPTIONS FOR STANDARD PPA (Continued)
Renewable Fixed Price Option (Continued)

TABLE 4a												
Renewable Avoided Costs												
Renewable Fixed Price Option for Base Load QF												
On-Peak Forecast (\$/MWH)												
Year	Jan	Feb	Mar	Apr	May	Jun	Jul	Aug	Sep	Oct	Nov	Dec
2016	28.36	22.61	15.76	14.86	12.61	17.11	24.11	27.11	25.11	23.86	26.86	31.61
2017	30.11	28.36	24.86	21.11	19.61	20.61	28.11	31.11	29.61	27.86	28.86	33.86
2018	31.86	31.26	28.26	22.28	21.43	21.43	30.08	33.52	30.78	28.76	32.01	35.86
2019	34.10	32.11	28.13	23.86	22.16	23.29	31.83	35.24	33.53	31.54	32.68	38.37
2020	115.34	115.32	114.56	115.02	118.22	117.33	117.01	116.89	115.60	114.63	115.47	114.45
2021	117.94	118.18	116.67	117.75	120.59	119.83	119.26	119.77	118.26	117.25	118.55	117.22
2022	120.48	120.36	118.46	120.19	123.17	122.14	121.69	121.65	120.55	119.55	120.98	119.53
2023	123.26	122.83	120.85	122.92	125.37	124.64	124.29	123.92	123.08	121.92	123.63	122.53
2024	124.86	125.01	123.06	125.07	127.80	126.78	126.67	126.41	126.22	123.83	124.83	124.96
2025	127.73	128.05	125.86	128.21	131.66	130.48	129.53	129.66	128.84	126.59	127.76	127.41
2026	130.91	130.58	129.12	131.30	135.76	132.28	132.28	132.69	132.40	129.34	131.17	130.23
2027	133.47	133.03	131.38	133.50	139.48	134.88	134.51	135.95	134.79	131.96	133.26	132.78
2028	135.95	134.91	132.89	136.24	141.79	136.93	137.64	137.65	136.77	134.76	135.84	135.06
2029	138.81	138.57	135.91	139.29	149.30	140.74	140.82	140.82	140.86	137.50	138.32	138.21
2030	141.68	141.39	139.11	142.00	153.18	145.20	143.05	142.93	144.31	140.18	140.75	140.79
2031	144.29	143.79	142.17	145.52	156.10	149.27	145.71	146.65	146.86	143.04	144.15	143.71
2032	146.51	146.00	144.35	147.76	158.51	151.58	147.95	148.91	149.13	145.24	146.37	145.92
2033	149.91	149.40	147.71	151.19	162.18	155.09	151.39	152.37	152.59	148.62	149.77	149.31
2034	152.96	152.43	150.71	154.26	165.46	158.24	154.46	155.46	155.68	151.64	152.81	152.35
2035	155.76	155.22	153.46	157.08	168.50	161.14	157.29	158.31	158.54	154.41	155.60	155.13
2036	158.31	157.76	155.97	159.65	171.26	163.78	159.86	160.90	161.13	156.94	158.15	157.67
2037	161.83	161.27	159.44	163.20	175.07	167.42	163.42	164.48	164.71	160.43	161.67	161.18
2038	164.95	164.38	162.52	166.35	178.45	170.65	166.57	167.65	167.89	163.52	164.79	164.29
2039	168.13	167.55	165.66	169.56	181.89	173.94	169.79	170.89	171.13	166.68	167.97	167.46
2040	171.05	170.46	168.54	172.51	185.04	176.96	172.74	173.85	174.10	169.58	170.89	170.37
2041	174.69	174.08	172.11	176.17	188.98	180.72	176.40	177.55	177.80	173.18	174.52	173.99

SCHEDULE 201 (Continued)PRICING OPTIONS FOR STANDARD PPA (Continued)
Renewable Fixed Price Option (Continued)

TABLE 4b												
Renewable Avoided Costs												
Renewable Fixed Price Option for Base Load QF												
Off-Peak Forecast (\$/MWH)												
Year	Jan	Feb	Mar	Apr	May	Jun	Jul	Aug	Sep	Oct	Nov	Dec
2016	25.76	20.86	14.11	11.56	6.46	10.26	15.86	21.11	21.11	21.36	23.61	26.86
2017	25.86	24.36	22.36	15.86	13.86	12.86	19.86	25.36	25.61	24.86	25.86	28.11
2018	26.32	28.27	25.71	19.61	14.83	12.69	19.86	27.19	27.08	25.50	28.35	30.77
2019	30.00	28.25	25.91	18.31	15.97	14.80	22.99	29.42	29.71	28.83	30.00	32.63
2020	62.76	63.02	64.56	63.31	59.92	60.16	60.45	61.61	62.52	63.74	63.55	63.99
2021	64.93	64.15	65.85	64.48	61.58	61.62	62.27	62.62	63.78	65.82	63.38	65.09
2022	65.85	65.52	67.77	65.49	62.45	62.82	64.33	63.35	65.00	67.04	64.42	66.29
2023	66.70	66.75	69.10	67.28	62.84	64.01	65.40	64.85	66.14	68.41	65.38	67.63
2024	67.25	67.31	70.47	67.09	63.18	65.92	64.75	65.12	66.62	68.68	67.42	68.05
2025	68.62	68.60	71.94	68.08	63.17	66.28	66.12	67.12	67.23	70.19	69.68	69.06
2026	68.95	69.85	72.28	68.56	63.85	67.22	67.05	67.75	67.05	71.12	69.85	69.89
2027	71.31	71.29	73.13	70.34	63.69	68.45	68.79	68.16	68.57	73.22	70.67	71.18
2028	72.28	72.90	75.41	72.10	63.09	69.98	70.15	68.82	70.20	73.79	71.48	73.41
2029	72.78	73.60	76.79	73.50	58.25	70.29	71.37	70.00	71.53	74.58	73.61	74.68
2030	73.91	74.82	78.36	73.64	58.00	70.89	72.02	72.19	72.00	75.99	75.36	76.23
2031	75.51	76.70	79.40	74.00	59.17	70.67	73.55	73.71	72.16	77.24	77.07	76.31
2032	76.76	77.97	80.71	75.23	60.15	71.83	74.76	74.93	73.35	78.52	78.34	77.57
2033	78.46	79.69	82.50	76.89	61.48	73.42	76.42	76.58	74.97	80.25	80.07	79.29
2034	79.97	81.23	84.09	78.37	62.66	74.84	77.89	78.06	76.42	81.80	81.62	80.82
2035	81.52	82.80	85.71	79.88	63.87	76.28	79.39	79.57	77.89	83.38	83.19	82.38
2036	82.86	84.17	87.13	81.20	64.93	77.54	80.70	80.88	79.18	84.76	84.57	83.74
2037	84.69	86.03	89.05	83.00	66.36	79.25	82.49	82.67	80.93	86.63	86.44	85.59
2038	86.33	87.69	90.77	84.60	67.64	80.78	84.08	84.26	82.49	88.30	88.11	87.24
2039	87.99	89.38	92.52	86.23	68.95	82.34	85.70	85.89	84.08	90.01	89.81	88.92
2040	89.45	90.85	94.05	87.66	70.09	83.70	87.12	87.31	85.47	91.49	91.29	90.39
2041	91.42	92.86	96.13	89.59	71.63	85.55	89.04	89.24	87.36	93.51	93.31	92.39

SCHEDULE 201 (Continued)

PRICING OPTIONS FOR STANDARD PPA (Continued)
Renewable Fixed Price Option (Continued)

TABLE 5a												
Renewable Avoided Costs												
Renewable Fixed Price Option for Wind QF												
On-Peak Forecast (\$/MWH)												
Year	Jan	Feb	Mar	Apr	May	Jun	Jul	Aug	Sep	Oct	Nov	Dec
2016	24.52	18.77	11.92	11.02	8.77	13.27	20.27	23.27	21.27	20.02	23.02	27.77
2017	26.20	24.45	20.95	17.20	15.70	16.70	24.20	27.20	25.70	23.95	24.95	29.95
2018	27.87	27.27	24.27	18.29	17.44	17.44	26.09	29.53	26.79	24.77	28.02	31.87
2019	30.03	28.04	24.06	19.79	18.09	19.22	27.76	31.17	29.46	27.47	28.61	34.30
2020	75.38	75.37	74.61	75.06	78.26	77.37	77.05	76.93	75.64	74.67	75.51	74.49
2021	77.10	77.33	75.83	76.90	79.75	78.99	78.41	78.92	77.41	76.40	77.70	76.38
2022	78.85	78.72	76.82	78.56	81.53	80.51	80.05	80.02	78.92	77.92	79.34	77.90
2023	80.71	80.27	78.29	80.37	82.82	82.08	81.73	81.37	80.53	79.36	81.08	79.97
2024	81.74	81.89	79.93	81.95	84.68	83.66	83.55	83.28	83.10	80.71	81.71	81.84
2025	83.64	83.97	81.78	84.13	87.57	86.40	85.44	85.57	84.75	82.51	83.68	83.32
2026	85.97	85.64	84.18	86.37	90.82	87.34	87.34	87.75	87.46	84.40	86.23	85.29
2027	87.67	87.23	85.57	87.69	93.67	89.07	88.71	90.15	88.99	86.16	87.45	86.98
2028	89.26	88.22	86.20	89.55	95.10	90.24	90.95	90.96	90.08	88.07	89.15	88.37
2029	91.22	90.98	88.32	91.70	101.72	93.16	93.23	93.23	93.28	89.92	90.73	90.62
2030	93.17	92.88	90.60	93.49	104.67	96.69	96.69	94.54	94.42	95.80	91.67	92.28
2031	94.84	94.34	92.72	96.07	106.65	99.82	96.26	97.20	97.42	93.59	94.70	94.26
2032	96.40	95.90	94.24	97.65	108.40	101.47	97.85	98.80	99.02	95.13	96.26	95.82
2033	98.55	98.03	96.34	99.82	110.81	103.72	100.02	101.00	101.22	97.25	98.40	97.95
2034	100.44	99.91	98.19	101.74	112.94	105.72	101.94	102.94	103.17	99.12	100.29	99.83
2035	102.38	101.85	100.09	103.71	115.13	107.76	103.92	104.93	105.16	101.04	102.23	101.76
2036	104.06	103.51	101.72	105.40	117.01	109.53	105.61	106.65	106.88	102.69	103.90	103.42
2037	106.37	105.81	103.99	107.74	119.61	111.96	107.96	109.02	109.26	104.97	106.21	105.72
2038	108.42	107.86	105.99	109.82	121.92	114.12	110.05	111.12	111.37	107.00	108.26	107.76
2039	110.52	109.94	108.04	111.95	124.27	116.33	112.17	113.27	113.52	109.07	110.36	109.85
2040	112.32	111.73	109.81	113.77	126.31	118.23	114.00	115.12	115.37	110.85	112.16	111.64
2041	114.83	114.23	112.26	116.31	129.12	120.86	116.55	117.69	117.95	113.32	114.66	114.13

SCHEDULE 201 (Continued)PRICING OPTIONS FOR STANDARD PPA (Continued)
Renewable Fixed Price Option (Continued)

TABLE 5b												
Renewable Avoided Costs												
Renewable Fixed Price Option for Wind QF												
Off-Peak Forecast (\$/MWH)												
Year	Jan	Feb	Mar	Apr	May	Jun	Jul	Aug	Sep	Oct	Nov	Dec
2016	21.92	17.02	10.27	7.72	2.62	6.42	12.02	17.27	17.27	17.52	19.77	23.02
2017	21.95	20.45	18.45	11.95	9.95	8.95	15.95	21.45	21.70	20.95	21.95	24.20
2018	22.33	24.28	21.72	15.62	10.84	8.70	15.87	23.20	23.09	21.51	24.36	26.78
2019	25.93	24.18	21.84	14.24	11.90	10.73	18.92	25.35	25.64	24.76	25.93	28.56
2020	58.61	58.87	60.41	59.16	55.77	56.01	56.30	57.46	58.37	59.59	59.40	59.84
2021	60.70	59.92	61.62	60.25	57.35	57.39	58.04	58.39	59.55	61.59	59.15	60.86
2022	61.54	61.21	63.46	61.18	58.14	58.51	60.02	59.04	60.69	62.73	60.11	61.98
2023	62.31	62.36	64.71	62.89	58.45	59.62	61.01	60.46	61.75	64.02	60.99	63.24
2024	62.78	62.84	66.00	62.62	58.71	61.45	60.28	60.65	62.15	64.21	62.95	63.58
2025	64.06	64.04	67.38	63.52	58.61	61.72	61.56	62.56	62.67	65.63	65.12	64.50
2026	64.30	65.20	67.63	63.91	59.20	62.57	62.40	63.10	62.40	66.47	65.20	65.24
2027	66.57	66.55	68.39	65.60	58.95	63.71	64.05	63.42	63.83	68.48	65.93	66.44
2028	67.45	68.07	70.58	67.27	58.26	65.15	65.32	63.99	65.37	68.96	66.65	68.58
2029	67.86	68.68	71.87	68.58	53.33	65.37	66.45	65.08	66.61	69.66	68.69	69.76
2030	68.89	69.80	73.34	68.62	52.98	65.87	67.00	67.17	66.98	70.97	70.34	71.21
2031	70.39	71.58	74.28	68.88	54.05	65.55	68.43	68.59	67.04	72.12	71.95	71.19
2032	71.55	72.76	75.50	70.02	54.94	66.62	69.55	69.72	68.14	73.31	73.13	72.36
2033	73.15	74.38	77.19	71.58	56.17	68.11	71.11	71.27	69.66	74.94	74.76	73.98
2034	74.55	75.81	78.67	72.95	57.24	69.42	72.47	72.64	71.00	76.38	76.20	75.40
2035	76.00	77.28	80.19	74.36	58.35	70.76	73.87	74.05	72.37	77.86	77.67	76.86
2036	77.23	78.54	81.50	75.57	59.30	71.91	75.07	75.25	73.55	79.13	78.94	78.11
2037	78.95	80.29	83.31	77.26	60.62	73.51	76.75	76.93	75.19	80.89	80.70	79.85
2038	80.48	81.84	84.92	78.75	61.79	74.93	78.23	78.41	76.64	82.45	82.26	81.39
2039	82.03	83.42	86.56	80.27	62.99	76.38	79.74	79.93	78.12	84.05	83.85	82.96
2040	83.37	84.77	87.97	81.58	64.01	77.62	81.04	81.23	79.39	85.41	85.21	84.31
2041	85.23	86.67	89.94	83.40	65.44	79.36	82.85	83.05	81.17	87.32	87.12	86.20

SCHEDULE 201 (Continued)PRICING OPTIONS FOR STANDARD PPA (Continued)
Renewable Fixed Price Option (Continued)

TABLE 6a												
Renewable Avoided Costs												
Renewable Fixed Price Option for Solar QF												
On-Peak Forecast (\$/MWH)												
Year	Jan	Feb	Mar	Apr	May	Jun	Jul	Aug	Sep	Oct	Nov	Dec
2016	28.36	22.61	15.76	14.86	12.61	17.11	24.11	27.11	25.11	23.86	26.86	31.61
2017	30.11	28.36	24.86	21.11	19.61	20.61	28.11	31.11	29.61	27.86	28.86	33.86
2018	31.86	31.26	28.26	22.28	21.43	21.43	30.08	33.52	30.78	28.76	32.01	35.86
2019	34.10	32.11	28.13	23.86	22.16	23.29	31.83	35.24	33.53	31.54	32.68	38.37
2020	78.62	78.60	77.84	78.30	81.50	80.60	80.29	80.17	78.88	77.91	78.74	77.73
2021	80.39	80.63	79.12	80.20	83.04	82.28	81.71	82.22	80.71	79.70	81.00	79.67
2022	82.21	82.08	80.18	81.92	84.89	83.87	83.41	83.38	82.27	81.27	82.70	81.25
2023	84.12	83.69	81.71	83.78	86.23	85.50	85.15	84.78	83.94	82.78	84.50	83.39
2024	85.22	85.37	83.41	85.43	88.16	87.14	87.03	86.76	86.58	84.19	85.19	85.32
2025	87.19	87.52	85.33	87.68	91.12	89.95	88.99	89.12	88.30	86.06	87.23	86.87
2026	89.59	89.26	87.80	89.99	94.44	90.96	90.96	91.37	91.08	88.02	89.85	88.91
2027	91.36	90.92	89.26	91.39	97.36	92.76	92.40	93.84	92.68	89.85	91.14	90.67
2028	93.02	91.98	89.96	93.31	98.86	94.00	94.71	94.72	93.84	91.84	92.91	92.13
2029	95.05	94.81	92.15	95.53	105.55	96.99	97.06	97.06	97.11	93.75	94.56	94.45
2030	97.08	96.79	94.51	97.40	108.58	100.60	98.45	98.33	99.71	95.58	96.15	96.19
2031	98.83	98.33	96.70	100.05	110.63	103.81	100.25	101.19	101.40	97.58	98.69	98.25
2032	100.47	99.96	98.30	101.71	112.47	105.53	101.91	102.87	103.08	99.20	100.32	99.88
2033	102.68	102.16	100.47	103.95	114.95	107.86	104.16	105.14	105.36	101.38	102.53	102.08
2034	104.66	104.13	102.41	105.96	117.16	109.94	106.16	107.16	107.38	103.34	104.51	104.05
2035	106.68	106.15	104.39	108.01	119.43	112.06	108.21	109.23	109.46	105.34	106.53	106.06
2036	108.44	107.90	106.11	109.79	121.40	113.91	110.00	111.04	111.27	107.08	108.29	107.81
2037	110.84	110.28	108.46	112.21	124.08	116.43	112.43	113.49	113.73	109.44	110.68	110.19
2038	112.98	112.41	110.55	114.38	126.47	118.68	114.60	115.68	115.92	111.55	112.82	112.32
2039	115.16	114.58	112.68	116.59	128.92	120.97	116.81	117.91	118.16	113.71	115.00	114.49
2040	117.06	116.47	114.54	118.51	131.04	122.96	118.74	119.86	120.11	115.58	116.89	116.37
2041	119.65	119.05	117.07	121.13	133.94	125.68	121.37	122.51	122.76	118.14	119.48	118.95

SCHEDULE 201 (Continued)PRICING OPTIONS FOR STANDARD PPA (Continued)
Renewable Fixed Price Option (Continued)

TABLE 6b												
Renewable Avoided Costs												
Renewable Fixed Price Option for Solar QF												
Off-Peak Forecast (\$/MWH)												
Year	Jan	Feb	Mar	Apr	May	Jun	Jul	Aug	Sep	Oct	Nov	Dec
2016	25.76	20.86	14.11	11.56	6.46	10.26	15.86	21.11	21.11	21.36	23.61	26.86
2017	25.86	24.36	22.36	15.86	13.86	12.86	19.86	25.36	25.61	24.86	25.86	28.11
2018	26.32	28.27	25.71	19.61	14.83	12.69	19.86	27.19	27.08	25.50	28.35	30.77
2019	30.00	28.25	25.91	18.31	15.97	14.80	22.99	29.42	29.71	28.83	30.00	32.63
2020	62.76	63.02	64.56	63.31	59.92	60.16	60.45	61.61	62.52	63.74	63.55	63.99
2021	64.93	64.15	65.85	64.48	61.58	61.62	62.27	62.62	63.78	65.82	63.38	65.09
2022	65.85	65.52	67.77	65.49	62.45	62.82	64.33	63.35	65.00	67.04	64.42	66.29
2023	66.70	66.75	69.10	67.28	62.84	64.01	65.40	64.85	66.14	68.41	65.38	67.63
2024	67.25	67.31	70.47	67.09	63.18	65.92	64.75	65.12	66.62	68.68	67.42	68.05
2025	68.62	68.60	71.94	68.08	63.17	66.28	66.12	67.12	67.23	70.19	69.68	69.06
2026	68.95	69.85	72.28	68.56	63.85	67.22	67.05	67.75	67.05	71.12	69.85	69.89
2027	71.31	71.29	73.13	70.34	63.69	68.45	68.79	68.16	68.57	73.22	70.67	71.18
2028	72.28	72.90	75.41	72.10	63.09	69.98	70.15	68.82	70.20	73.79	71.48	73.41
2029	72.78	73.60	76.79	73.50	58.25	70.29	71.37	70.00	71.53	74.58	73.61	74.68
2030	73.91	74.82	78.36	73.64	58.00	70.89	72.02	72.19	72.00	75.99	75.36	76.23
2031	75.51	76.70	79.40	74.00	59.17	70.67	73.55	73.71	72.16	77.24	77.07	76.31
2032	76.76	77.97	80.71	75.23	60.15	71.83	74.76	74.93	73.35	78.52	78.34	77.57
2033	78.46	79.69	82.50	76.89	61.48	73.42	76.42	76.58	74.97	80.25	80.07	79.29
2034	79.97	81.23	84.09	78.37	62.66	74.84	77.89	78.06	76.42	81.80	81.62	80.82
2035	81.52	82.80	85.71	79.88	63.87	76.28	79.39	79.57	77.89	83.38	83.19	82.38
2036	82.86	84.17	87.13	81.20	64.93	77.54	80.70	80.88	79.18	84.76	84.57	83.74
2037	84.69	86.03	89.05	83.00	66.36	79.25	82.49	82.67	80.93	86.63	86.44	85.59
2038	86.33	87.69	90.77	84.60	67.64	80.78	84.08	84.26	82.49	88.30	88.11	87.24
2039	87.99	89.38	92.52	86.23	68.95	82.34	85.70	85.89	84.08	90.01	89.81	88.92
2040	89.45	90.85	94.05	87.66	70.09	83.70	87.12	87.31	85.47	91.49	91.29	90.39
2041	91.42	92.86	96.13	89.59	71.63	85.55	89.04	89.24	87.36	93.51	93.31	92.39

SCHEDULE 201 (Continued)

WIND INTEGRATION

TABLE 7	
Wind Integration	
Year	Cost
2015	3.77
2016	3.84
2017	3.91
2018	3.99
2019	4.07
2020	4.15
2021	4.23
2022	4.31
2023	4.39
2024	4.47
2025	4.56
2026	4.65
2027	4.74
2028	4.83
2029	4.92
2030	5.02
2031	5.12
2032	5.21
2033	5.31
2034	5.42
2035	5.52
2036	5.63
2037	5.74
2038	5.85
2039	5.96
2040	6.08

SCHEDULE 201 (Continued)**MONTHLY SERVICE CHARGE**

Each separately metered QF not associated with a retail Customer account will be charged \$10.00 per month.

INSURANCE REQUIREMENTS

The following insurance requirements are applicable to Sellers with a Standard PPA:

- 1) QFs with nameplate capacity ratings greater than 200 kW are required to secure and maintain a prudent amount of general liability insurance. The Seller must certify to the Company that it is maintaining general liability insurance coverage for each QF at prudent amounts. A prudent amount will be deemed to mean liability insurance coverage for both bodily injury and property damage liability in the amount of not less than \$1,000,000 each occurrence combined single limit, which limits may be required to be increased or decreased by the Company as the Company determines in its reasonable judgment, that economic conditions or claims experience may warrant.
- 2) Such insurance will include an endorsement naming the Company as an additional insured insofar as liability arising out of operations under this schedule and a provision that such liability policies will not be canceled or their limits reduced without 30 days' written notice to the Company. The Seller will furnish the Company with certificates of insurance together with the endorsements required herein. The Company will have the right to inspect the original policies of such insurance.
- 3) QFs with a design capacity of 200 kW or less are encouraged to pursue liability insurance on their own. The Oregon Public Utility Commission in Order No. 05-584 determined that it is inappropriate to require QFs that have a design capacity of 200 kW or less to obtain general liability insurance.

TRANSMISSION AGREEMENTS

If the QF is located outside the Company's service territory, the Seller is responsible for the transmission of power at its cost to the Company's service territory.

INTERCONNECTION REQUIREMENTS

Except as otherwise provided in a generation Interconnection Agreement between the Company and Seller, if the QF is located within the Company's service territory, switching equipment capable of isolating the QF from the Company's system will be accessible to the Company at all times. At the Company's option, the Company may operate the switching equipment described above if, in the sole opinion of the Company, continued operation of the QF in connection with the utility's system may create or contribute to a system emergency.

SCHEDULE 201 (Continued)**INTERCONNECTION REQUIREMENTS (Continued)**

The QF owner interconnecting with the Company's distribution system must comply with all requirements for interconnection as established pursuant to Commission rule, in the Company's Rules and Regulations (Rule C) or the Company's Interconnection Procedures contained in its FERC Open Access Transmission Tariff (OATT), as applicable. The Seller will bear full responsibility for the installation and safe operation of the interconnection facilities.

DEFINITION OF A SMALL COGENERATION FACILITY OR SMALL POWER PRODUCTION FACILITY ELIGIBLE TO RECEIVE PRICING UNDER THE STANDARD PPA

A QF will be eligible to receive pricing under the Standard PPA if the nameplate capacity of the QF, together with any other electric generating facility using the same motive force, owned or controlled by the Same Person(s) or Affiliated Person(s), and located at the Same Site, does not exceed 10 MW. A Community-Based or Family-Owned QF is exempt from these restrictions.

Definition of Community-Based

- a. A community project (or a community sponsored project) must have a recognized and established organization located within the county of the project or within 50 miles of the project that has a genuine role in helping the project be developed and must have some not insignificant continuing role with or interest in the project after it is completed and placed in service.
- b. After excluding the passive investor whose ownership interests are primarily related to green tag values and tax benefits as the primary ownership benefit, the equity (ownership) interests in a community sponsored project must be owned in substantial percentage (80 percent or more) by the following persons (individuals and entities): (i) the sponsoring organization, or its controlled affiliates; (ii) members of the sponsoring organization (if it is a membership organization) or owners of the sponsorship organization (if it is privately owned); (iii) persons who live in the county in which the project is located or who live a county adjoining the county in which the project is located; or (iv) units of local government, charities, or other established nonprofit organizations active either in the county in which the project is located or active in a county adjoining the county in which the project is located.

Definition of Family-Owned

After excluding the ownership interest of the passive investor whose ownership interests are primarily related to green tag values and tax benefits as the primary ownership benefit, five or fewer individuals own 50 percent or more of the equity of the project entity, or fifteen or fewer individuals own 90 percent or more of the project entity. A "look through" rule applies to closely held entities that hold the project entity, so that equity held by LLCs, trusts, estates, corporations, partnerships or other similar entities is considered held by the equity owners of the look through entity. An individual is a natural person. In counting to five or fifteen, spouses or children of an equity owner of the project owner who also have an equity interest are aggregated and counted as a single individual.

SCHEDULE 201 (Continued)**DEFINITION OF A SMALL COGENERATION FACILITY OR SMALL POWER PRODUCTION FACILITY ELIGIBLE TO RECEIVE PRICING UNDER THE STANDARD PPA (Continued)****Definition of Person(s) or Affiliated Person(s)**

As used above, the term “Same Person(s)” or “Affiliated Person(s)” means a natural person or persons or any legal entity or entities sharing common ownership, management or acting jointly or in concert with or exercising influence over the policies or actions of another person or entity. However, two facilities will not be held to be owned or controlled by the Same Person(s) or Affiliated Person(s) solely because they are developed by a single entity.

Furthermore, two facilities will not be held to be owned or controlled by the Same Person(s) or Affiliated Person(s) if such common person or persons is a “passive investor” whose ownership interest in the QF is primarily related to utilizing production tax credits, green tag values and MACRS depreciation as the primary ownership benefit and the facilities at issue are independent family-owned or community-based projects. A unit of Oregon local government may also be a “passive investor” in a community-based project if the local governmental unit demonstrates that it will not have an equity ownership interest in or exercise any control over the management of the QF and that its only interest is a share of the cash flow from the QF, which share will not exceed 20%. The 20% cash flow share limit may only be exceeded for good cause shown and only with the prior approval of the Commission.

Definition of Same Site

For purposes of the foregoing, generating facilities are considered to be located at the same site as the QF for which qualification for pricing under the Standard PPA is sought if they are located within a five-mile radius of any generating facilities or equipment providing fuel or motive force associated with the QF for which qualification for pricing under the Standard PPA is sought.

Definition of Shared Interconnection and Infrastructure

QFs otherwise meeting the above-described separate ownership test and thereby qualified for entitlement to pricing under the Standard PPA will not be disqualified by utilizing an interconnection or other infrastructure not providing motive force or fuel that is shared with other QFs qualifying for pricing under the Standard PPA so long as the use of the shared interconnection complies with the interconnecting utility’s safety and reliability standards, interconnection agreement requirements and Prudent Electrical Practices as that term is defined in the interconnecting utility’s approved Standard PPA.

OTHER DEFINITIONS**Mid-C Index Price**

As used in this schedule, the daily Mid-C Index Price shall be the Day Ahead Intercontinental Exchange (“ICE”) for the bilateral OTC market for energy at the Mid-C Physical for Average

SCHEDULE 201 (Continued)

OTHER DEFINITIONS (Continued)

On-Peak Power and Average Off-Peak Power found on the following website: <https://www.theice.com/products/OTC/Physical-Energy/Electricity>. In the event ICE no longer publishes this index, PGE and the Seller agree to select an alternative successor index representative of the Mid-C trading hub.

Definition of RPS Attributes

As used in this schedule, RPS Attributes means all attributes related to the Net Output generated by the Facility that are required in order to provide PGE with “qualifying electricity,” as that term is defined in Oregon’s Renewable Portfolio Standard Act, Ore. Rev. Stat. 469A.010, in effect at the time of execution of this Agreement. RPS Attributes do not include Environmental Attributes that are greenhouse gas offsets from methane capture not associated with the generation of electricity and not needed to ensure that there are zero net emissions associated with the generation of electricity.

Definition of Environmental Attributes

As used in this schedule, Environmental Attributes shall mean any and all claims, credits, benefits, emissions reductions, offsets, and allowances, howsoever entitled, resulting from the avoidance of the emission of any gas, chemical, or other substance to the air, soil or water. Environmental Attributes include but are not limited to: (1) any avoided emissions of pollutants to the air, soil, or water such as (subject to the foregoing) sulfur oxides (SO_x), nitrogen oxides (NO_x), carbon monoxide (CO), and other pollutants; and (2) any avoided emissions of carbon dioxide (CO₂), methane (CH₄), and other greenhouse gases (GHGs) that have been determined by the United Nations Intergovernmental Panel on Climate Change to contribute to the actual or potential threat of altering the Earth’s climate by trapping heat in the atmosphere.

Definition of Resource Sufficiency Period

This is the period from the current year through 2020.

Definition of Resource Deficiency Period

This is the period from 2021 through 2034.

Definition of Renewable Resource Sufficiency Period

This is the period from the current year through 2019.

Definition of Renewable Resource Deficiency Period

This is the period from 2020 through 2034.

SCHEDULE 201 (Concluded)**DISPUTE RESOLUTION**

Upon request, the QF will provide the purchasing utility with documentation verifying the ownership, management and financial structure of the QF in reasonably sufficient detail to allow the utility to make an initial determination of whether or not the QF meets the above-described criteria for entitlement to pricing under the Standard PPA.

The QF may present disputes to the Commission for resolution using the following process:

The QF may file a complaint asking the Commission to adjudicate disputes regarding the formation of the standard contract. The QF may not file such a complaint during any 15-day period in which the utility has the obligation to respond, but must wait until the 15-day period has passed.

The utility may respond to the complaint within ten days of service.

The Commission will limit its review to the issues identified in the complaint and response, and utilize a process similar to the arbitration process adopted to facilitate the execution of interconnection agreements among telecommunications carriers. See OAR 860, Division 016. The administrative law judge will not act as an arbitrator.

SPECIAL CONDITIONS

1. Delivery of energy by Seller will be at a voltage, phase, frequency, and power factor as specified by the Company.
2. If the Seller also receives retail Electricity Service from the Company at the same location, any payments under this schedule will be credited to the Seller's retail Electricity Service bill. At the option of the Customer, any net credit over \$10.00 will be paid by check to the Customer.
3. Unless required by state or federal law, if the 1978 Public Utility Regulatory Policies Act (PURPA) is repealed, PPAs entered into pursuant to this schedule will not terminate prior to the Standard or Negotiated PPA's termination date.

TERM OF AGREEMENT

Not less than one year and not to exceed 20 years.